



President
Mr. Wes Heathcock
City of Colfax

Vice President
Mr. Blake Michaelson
City of Dunsmuir

Secretary
Ms. Muriel Howarth
City of Mt. Shasta

Treasurer
Mr. Roger Carroll
Town of Loomis

SMALL CITIES ORGANIZED RISK EFFORT BOARD MEETING AGENDA

Location: Gaia Hotel
4125 Riverside Place
Anderson, CA 96007
Date: Friday, October 28, 2022
Time: Breakfast available at 8:30 am
Pre-meeting Training to begin at 9:00 am
Board Meeting Call to Order 9:30 am

A	Action
I	Information
1	Attached
2	Hand Out
3	Separate Cover
4	Verbal

MORNING TRAINING SESSION

Time Certain

9:00 am – SCORE Program Coverage Review – Property Program and Banking Layer **I 1**
9:30 am

BOARD MEETING

- A. CALL TO ORDER – 9:30 a.m.**
- B. ROLL CALL**
- C. APPROVAL OF AGENDA AS POSTED A 1**
- D. PUBLIC COMMENTS I 4**
- E. CONSENT CALENDAR A 1**
All matters listed under the consent calendar are considered routine with no separate discussion necessary. Any member of the public or Board of Directors may request any item to be considered separately.

- | | |
|---------|--|
| Pg. 5 | 1. Board of Directors Teleconference Meeting Minutes – August 26, 2022 |
| Pg. 10 | 2. SCORE Checking Register – July—September 2022 |
| Pg. 11 | 3. Chandler Asset Management Investment Statements – August—September 2022 |
| Pg. 135 | 4. US Bank Account Statement – August—September 2022 |
| Pg. 196 | 5. Local Agency Investment Fund (LAIF) Quarterly Statement of Investments – September 30, 2022 |
| Pg. 197 | 6. Treasurer's Report for Period Ending September 30, 2022 |
| Pg. 199 | 7. PRISM Pollution FY 23/24 Premium Estimate (V1) – October 2022 |
| Pg. 200 | 8. Fact Sheet Retail vs. Wholesale Commissions |
| Pg. 202 | 9. SCORE FY 22-23 Loss Control Grant Funding Usage as of October 21, 2022 |

F. ADMINISTRATIVE REPORT

1. Alliant Update

I 4

The Program Administrator will address the Board on Alliant matters pertinent to SCORE.

a. Annual Report

b. Claims Reporting Manual

G. FINANCIAL

9:40 am –
10:10 am
Pg. 203

1. Financial Audit for Year ended June 30, 2022

A 2

Maze & Associates will present the Draft Financial Audit for Fiscal Year Ending June 30, 2022 to the Board for their review and consideration of acceptance.

10:10am –
10:30 am
Pg. 204

2. City of Isleton - Premium Payment Plan Request for 22/23

A 1

The Board has received premium payment plan request from Isleton for FY 22/23. The Board will review and may approve the proposed Premium installment payment plan for the City of Isleton.

10:30 am –
11:30 am

H. JPA BUSINESS

Pg. 207

1. Cyber Security Training & Testing

A 1

The Board will receive information from Apex and may consider contracting with them for hardening member information systems.

Pg. 219

2. SCORE Member Websites – AAAtraq

I 1

The Board will receive an update regarding AAAtraq's review of member websites and may consider a proposal for services related to ADA compliance.

Pg. 224

3. Lexipol Grant Finder Proposal

The Board will consider the Lexipol Grant proposal and may consider a proposal.

Pg. 240

4. SCORE FY 23/24 Meeting Dates and Locations

A 1

The Board is asked to approve dates and locations for the FY 23/24 meetings.

Pg. 242

5. SCORE Service Provider Survey Results

A 1

The Board will receive the results of the Service Provider Survey and may take action or give direction.

11:30 am –
11:45 am

BREAK

11:45 am –
12:30 pm
Pg. 256

LUNCH TRAINING PRESENTATION

I 2

Soft Tissue Injury Prevention and Return to Work Efforts

Don Freeman will discuss the role of physical demands in soft tissue injury prevention as well as return to work efforts.

Pg. 257	6. SCORE Schedule of Contracts and Renewal Direction	A 1
	<i>The Board will provide direction on action steps for renewal of vendor contracts.</i>	
1:00 pm – 1:30 pm Pg. 259	I. CLOSED SESSION PURSUANT TO GOVERNMENT CODE SECTION 54956.95 **REQUESTING AUTHORITY	
	1. Liability	A 2
	a. SCGA02103A1 - Waller, Russell S v. Live Oak**	
	2. Workers' Compensation	
	a. SCWA-343776 v. City of Susanville**	
	b. SCWA-81595 v. City of Susanville**	
	c. 4A21110C3CK-0001 v. City of Susanville**	
Pg. 260	J. REPORT FROM CLOSED SESSION	
Pg. 261	K. ROUNDTABLE DISCUSSION	I 1
	<i>The Board is asked to review the feedback provided at the Planning Session and provide direction for action items to address the issues raised at the meeting.</i>	
	L. INFORMATION ITEMS	I
	1. PARMA Conference, Sacramento CA, February 7-March 10, 2023	1
Pg. 263	2. SCORE Resource Contact Guide	1
Pg. 280	3. Glossary of Terms	1
	M. CLOSING COMMENTS	
	N. ADJOURNMENT	

UPCOMING MEETING: Board of Directors – January 27, 2023 at Gaia Hotel, Anderson, CA

IMPORTANT NOTICES AND DISCLAIMERS:

Per Government Code 54954.2, persons requesting disability related modifications or accommodations, including auxiliary aids or services in order to participate in the meeting, are requested to contact Michelle Minnick at Alliant Insurance at (916) 643-2715. The Agenda packet will be posted on the SCORE website at www.scorejpa.org. Documents and material relating to an open session agenda item that are provided to the SCORE Board of Directors less than 72 hours prior to a regular meeting will be available for public inspection and copying at 2180 Harvard Street, Suite 460, Sacramento, CA 95815. Access to some buildings and offices may require routine provisions of identification to building security. However, SCORE does not require any member of the public to register his or her name, or to provide other information, as a condition to attendance at any public meeting and will not inquire of building security concerning information so provided. See Government Code section 54953.3.

CONSENT CALENDAR

ACTION ITEM

ISSUE: The Board reviews items on the Consent Calendar, and if any item requires clarification or discussion a Member should ask that it be removed for separate action. Items requested to be removed from Consent will be placed back on the agenda in an order determined by the President.

RECOMMENDATION: Adoption of the Consent Calendar after review by the Board of Directors.

FISCAL IMPACT: None

BACKGROUND: Items of importance that may not require discussion are included on the Consent Calendar for adoption.

ATTACHMENT(S):

1. Board of Directors Teleconference Meeting Minutes – August 26, 2022
2. SCORE Checking Register – August—September 2022
3. Chandler Asset Management Investment Statements – August—September 2022
4. US Bank Account Statement – August—September 2022
5. Local Agency Investment Fund (LAIF) Quarterly Statement of Investments – September 30, 2022
6. Treasurer’s Report for Period Ending September 30, 2022
7. PRISM Pollution FY 22/23 Premium Estimate (V1) – October 2022
8. Fact Sheet Retail vs. Wholesale Commissions
9. SCORE FY 22-23 Loss Control Grant Funding Usage as of October 21, 2022



Small Cities Organized Risk Effort (SCORE) Special Board of Directors Meeting Minutes August 26, 2022

Member Cities Present:

Dennis Schmidt, City of Biggs
Wes Heathcock, City of Colfax
Blake Michaelsen, City of Dunsmuir
Adam Cox, City of Etna
Charles Bergson, City of Isleton
Aaron Palmer, City of Live Oak
Roger Carroll, Town of Loomis

David Dunn, City of Montague
Todd Juhasz, City of Mt. Shasta
Kyle Knopp, City of Rio Dell
Heidi Whitlock, City of Susanville
Jenny Coelho, City of Tulelake
Tim Rundel, City of Weed
John Elsnab, City of Yreka

Member Cities Absent:

City of Loyalton
City of Portola

City of Shasta Lake

Consultants & Guests

Marcus Beverly, Alliant Insurance Services
Conor Boughey, Alliant Insurance Services
Michelle Minnick, Alliant Insurance Services
David Patzer, DKF
John Balestrini, DKF

Ariel Leonhard, Sedgwick
Jennifer Zraick, Gilbert
Scott Putnam, Apex
George Passidakis, Apex
Gina Dean, PRISM

A. CALL TO ORDER

Mr. Wes Heathcock called the meeting to order at 10:03 a.m.

B. ROLL CALL

The above mentioned members were present constituting a quorum. Cities absent from this meeting were the City of

C. APPROVAL OF AGENDA AS POSTED

A motion was made to approve the Agenda as presented.

MOTION: Blake Michaelsen

SECOND: Roger Carroll

**MOTION CARRIED
UNANIMOUSLY**



D. PUBLIC COMMENT

There were no public comments.

E. CONSENT CALENDAR

1. Board of Directors Teleconference Meeting *Draft* Minutes – June 24, 2022
2. US Bank Account Statements – June—July 2022
3. Local Agency Investment Fund (LAIF) Quarterly Statement of Investments – June 30, 2022
4. Treasurer's Report as of June 30, 2022
5. Investment Statements from Chandler Asset Management – June—July 2022
6. SCORE Checking Register as of June—July 2022
7. ACI Quarterly Utilization Report – April—June 2022
8. SCORE FY 22-23 Loss Control Grant Funding Usage as of August 18, 2022
9. RMS General Liability Claims Audit Proposal

A motion was made to approve the Consent Calendar as presented.

MOTION: Todd Juhasz

SECOND: Jenny Coelho

**MOTION CARRIED
UNANIMOUSLY**

F. ADMINISTRATIVE REPORTS

F1. President's Report

Mr. Wes Colfax was not present on the call and no issues to report for SCORE. He mentioned that the Lexipol Grant webinar was interesting and hoped that members were able to attend.

F.2. Alliant Update

Michelle Minnick provided the Board with an update regarding the LAW CX renewal and transition to the new system Origami for the Excess Workers' Compensation Renewal. And members were additionally reminded that the annual OSIP Questionnaire that need to be completed in order to meet the deadline. Marcus Beverly thanked the members of the Executive Committee for scheduling a Special Executive Committee meeting.

- a) LAW CX Risk Console updates on Origami
- b) OSIP Questionnaire – due 9/1/22

F.3. PRISM Public Entity Engagement Meeting

Gina Dean provide the Board with a review of the PRISM services available to the SCORE membership and the programs that the SCORE JPA participates in and provided a review of the governance structure of the PRISM JPA.



F.4. Marc Coopwood – Apex Technology Management

George Passidakis and Scott Putnam provided a review of the Apex Technology and Cyber74 – which provide cyber security resources including managed protection, security risk assessment, penetration testing and incident response. Todd Juhasz provided comments regarding the Apex services and encouraged other members to reach out if they had questions. Some members expressed interest in the service and wanted to receive more information.

G. FINANCIAL

G.1. Quarterly Financials for QE June 30, 2022

Jennifer Zraick provided the Board with a review of the quarterly financial report for the QE June 30, 2022. It was noted that there has been an increase in assets of approximately \$1.7M, and about \$300k is related to a timing difference in claim payments. It was also noted that there has been a decrease in net position Operating Net Revenues over expenses. Jennifer Zraick provided an update regarding the status of the financial audit as they have been provided with all they need to get started – it is expected that the audit will be presented at the October meeting.

A motion was made to accept and file the financial report for the QE June 30, 2022.

MOTION: Todd Juhasz

SECOND: Jenny Coelho

**MOTION CARRIED
UNANIMOUSLY**

H. JPA BUSINESS

H.1. Loss Control Services and Work Plan

David Patzer and John Balestrini provided the Board with a review of the Loss Control Services and Work Plan for FY 22/23. David reminded members about the State Water Resources Control Board and noted that they will be updating Overflow and Backup Emergency Response Plans for the SCORE members as a result of the regulation changes. He additionally noted the changes to Commercial Divers License requirements. John Balestrini provided an update of the 2022 Site Visits. And lastly members of SCORE were encouraged to attend the 17th Sewer and Stormwater Summit and it was mentioned that there is no cost for SCORE members to send employees to this training opportunity.

H.2. SCORE – Conflict of Interest Code

Marcus Beverly provided a review of the SCORE Conflict of Interest Code every even year. The Board was notified that there were no changes needed at this time but it will be filed with the FPPC.

A motion was made to approve the Conflict of Interest Code as presented.

MOTION: Roger Carroll

SECOND: Blake Michaelson

**MOTION CARRIED
UNANIMOUSLY**



H.3. October Long Range Planning & Board of Directors Meeting Topics

Marcus Beverly provided the Board with draft copies of the October meetings agendas and asked if there were any topics of interest that members would be interested in receiving at the meeting.

H.4. Lexipol Grant Finder

Marcus Beverly reviewed the recent Lexipol Grant Finder presentation and noted some of the services that are available. After a discussion the board provided direction to secure a Proposal for review at the October meeting.

H.5. SCORE Annual Service Provider Survey update

Marcus Beverly provided the Board with notice that the Annual Service Provider Survey via Survey Monkey and those will be distributed early this year as we have several contracts that will be renewing at the end of the fiscal year. It was noted that the survey results will be presented to the Board at the October Long Range Planning meeting in order to get feedback on vendors, and consider options moving forward.

H.6. SCORE Contract Expirations

Marcus Beverly provided a review of the contracts that are up for renewal and noted that the members' responses to the surveys will be helpful to gain feedback about action moving forward.

I. CLOSED SESSION PURSUANT TO GOVERNMENT CODE SECTION 54956.95

****REQUESTING AUTHORITY**

1. Workers Compensation

- a. 4A210886F47-0001 v. City of Mt. Shasta***

J. REPORT FROM CLOSED SESSION

The Board returned from closed session at 12:17 P.M. Mr. Beverly reported that the above closed session items were discussed and appropriate direction was given to Staff and the Claims Administrator.

K. General Risk Management Issues

L. INFORMATION ITEMS

L.1. FY 22/23 Resource Contact Guide

This was provided as an information item only.



L.2. Glossary of Terms

This was provided as an information item only.

L.3. ERMA Training Reminder

This was provided as an information item only.

M. CLOSING COMMENTS

N. AJOURNMENT

The meeting was adjourned at 12:30 pm

NEXT MEETING DATE: October 27, 2022 Gaia Hotel, Anderson CA

Respectfully Submitted,

Muriel Terrell, Secretary

Date

Small Cities Organized Risk Effort
Transactions by Account
As of September 30, 2022

Type	Date	Num	Adj	Name	Memo	Class	Cir	Split	Debit	Credit	Balance
100 - CASH IN BANK											6,724,077.34
100-02 - WFB 0105 - Main											46,497.33
Bill Pmt -Check	07/01/2022	Bill.com		City of Shasta Lake	https://app01.us.bill.com/BillPay/7d-btbp01EUGKDPGRQ8cbu1		0	200 - Accounts Payable		17,820.00	28,677.33
Transfer	07/01/2022				Funds Transfer	ADMINISTRATIVE	0	150 - LAIF	100,000.00		128,677.33
Bill Pmt -Check	07/05/2022	Bill.com		Kyle Knopp	https://app01.us.bill.com/BillPay/7d-btbp01WKLHUCXB8cb6tx		0	200 - Accounts Payable		162.40	128,514.93
Bill Pmt -Check	07/05/2022	Bill.com		City of Susanville	https://app01.us.bill.com/BillPay/7d-btbp01KLC HDYAF8cb6u3		0	200 - Accounts Payable		70,070.00	58,444.93
Bill Pmt -Check	07/05/2022	Bill.com		City of Live Oak	https://app01.us.bill.com/BillPay/7d-btbp01VUCLOCNRH8cb6tz		0	200 - Accounts Payable		352.95	58,091.98
Bill Pmt -Check	07/05/2022	Bill.com		City of Rio Del	https://app01.us.bill.com/BillPay/7d-btbp01BQJUVWVW18cb6tt		0	200 - Accounts Payable		108.90	57,983.08
Transfer	07/06/2022				Funds Transfer	ADMINISTRATIVE	0	150 - LAIF	1,000,000.00		1,057,983.08
Deposit	07/07/2022	Bill.com			Deposit		0	-SPLIT-	149,901.22		1,207,884.30
Bill Pmt -Check	07/07/2022	Bill.com		Employment Risk Management Authority	https://app01.us.bill.com/BillPay/7d-btbp01TJLKNPK8vc3lo		0	200 - Accounts Payable		192,514.00	1,015,370.30
Bill Pmt -Check	07/07/2022	Bill.com		Alliant	https://app01.us.bill.com/BillPay/7d-btbp01HMFYXTRR08vc3li		0	200 - Accounts Payable		1,273.00	1,014,097.30
Bill Pmt -Check	07/07/2022	Bill.com		SCORE Workers Compensation*	Prefund		0	200 - Accounts Payable		86,872.44	927,224.86
Bill Pmt -Check	07/07/2022	Bill.com		Alliant	https://app01.us.bill.com/BillPay/7d-btbp01FAMVHNGNL8vc3li		0	200 - Accounts Payable		284,905.00	642,319.86
Bill Pmt -Check	07/07/2022	Bill.com		Leadpro LLC	https://app01.us.bill.com/BillPay/7d-btbp01CBODMMW1H8vc3li		0	200 - Accounts Payable		30,013.17	612,306.69
Bill Pmt -Check	07/07/2022	Bill.com		Alliant	https://app01.us.bill.com/BillPay/7d-btbp01UMGDQWFAH8vc3li		0	200 - Accounts Payable		3,362.85	608,943.84
Bill Pmt -Check	07/07/2022	Bill.com		SCORE Liability*	Prefund		0	200 - Accounts Payable		30,902.62	578,041.22
Bill Pmt -Check	07/08/2022	Bill.com		York Risk Services Group, Inc. - Sedgwick	https://app01.us.bill.com/BillPay/7d-btbp01MEGQBQCSW8d8bv3		0	200 - Accounts Payable		8,802.92	569,238.30
Bill Pmt -Check	07/08/2022	Bill.com		York Risk Services Group, Inc. - Sedgwick	https://app01.us.bill.com/BillPay/7d-btbp01EQGTXYKF8d8bv3		0	200 - Accounts Payable		7,174.58	562,063.72
Bill Pmt -Check	07/08/2022	Bill.com		LAWCX	https://app01.us.bill.com/BillPay/7d-btbp01VYXZQXPS8d8bv8		0	200 - Accounts Payable		449,129.00	112,934.72
Bill Pmt -Check	07/13/2022	Bill.com		Maze and Associates	https://app01.us.bill.com/BillPay/7d-btbp01VCLFPHYOUS8d7cs		0	200 - Accounts Payable		102,302.00	102,732.72
Bill Pmt -Check	07/13/2022	Bill.com		John Elsnab	https://app01.us.bill.com/BillPay/7d-btbp01VGBEHGNCF8d7cs		0	200 - Accounts Payable		124.00	102,608.72
Bill Pmt -Check	07/13/2022	Bill.com		Gaia Hotel	https://app01.us.bill.com/BillPay/7d-btbp01GFLHFHWM8d7cs		0	200 - Accounts Payable		1,002.08	101,606.64
Bill Pmt -Check	07/14/2022	Bill.com		Town of Loomis	https://app01.us.bill.com/BillPay/7d-btbp01DCBZYKYH8d7cs		0	200 - Accounts Payable		307.00	101,299.64
Bill Pmt -Check	07/14/2022	Bill.com		Muriel Terrell	https://app01.us.bill.com/BillPay/7d-btbp01HKTZBQYIA8d7cs		0	200 - Accounts Payable		81.90	101,217.74
Bill Pmt -Check	07/14/2022	Bill.com		Jenny Coelho	https://app01.us.bill.com/BillPay/7d-btbp01ENENKSI8d7cs		0	200 - Accounts Payable		362.70	100,855.04
Transfer	07/19/2022				Funds Transfer	ADMINISTRATIVE	0	150 - LAIF	1,000,000.00		1,100,855.04
Bill Pmt -Check	07/20/2022	Bill.com		PRISM	https://app01.us.bill.com/BillPay/7d-btbp01ENKDRBNT8d7cs		0	200 - Accounts Payable		35,721.00	1,065,134.04
Bill Pmt -Check	07/20/2022	Bill.com		Alliant	https://app01.us.bill.com/BillPay/7d-btbp01MYVWVBL8d7cs		0	200 - Accounts Payable		7,609.53	1,057,524.51
Bill Pmt -Check	07/20/2022	Bill.com		Charles Bergson	https://app01.us.bill.com/BillPay/7d-btbp01JXJSLART8d7cs		0	200 - Accounts Payable		234.75	1,057,289.76
Bill Pmt -Check	07/20/2022	Bill.com		CJPRMA	https://app01.us.bill.com/BillPay/7d-btbp01FNUJOBYQZ8d7cs		0	200 - Accounts Payable		618,640.00	438,649.76
Bill Pmt -Check	07/21/2022	Bill.com		City of Colfax	https://app01.us.bill.com/BillPay/7d-btbp01TVEDTZNEJ8d7cs		0	200 - Accounts Payable		238.77	438,410.99
Bill Pmt -Check	07/21/2022	Bill.com		City of Portola	https://app01.us.bill.com/BillPay/7d-btbp01ZTAWPT8d7cs		0	200 - Accounts Payable		557.69	437,853.30
Bill Pmt -Check	07/21/2022	Bill.com		LAWCX	https://app01.us.bill.com/BillPay/7d-btbp01ECQYDOYMO8d7cs		0	200 - Accounts Payable		12,959.00	424,894.30
Check	07/27/2022				Service Charge	Other Programs	0	512 - Custodial Account Bank Fees		121.49	424,772.81
Deposit	08/02/2022				Deposit		0	12000 - Unexpended Funds	141,085.15		565,858.96
Bill Pmt -Check	08/03/2022	Bill.com		Gaia Hotel	https://app01.us.bill.com/BillPay/7d-btbp01SADODPHY8d7cs		0	200 - Accounts Payable		500.00	565,358.96
Bill Pmt -Check	08/04/2022	Bill.com		York Risk Services Group, Inc. - Sedgwick	https://app01.us.bill.com/BillPay/7d-btbp01OVOKPZDW8d7cs		0	200 - Accounts Payable		7,174.58	558,184.38
Bill Pmt -Check	08/04/2022	Bill.com		SCORE Liability*	Prefund		0	200 - Accounts Payable		7,248.55	550,935.83
Bill Pmt -Check	08/04/2022	Bill.com		York Risk Services Group, Inc. - Sedgwick	https://app01.us.bill.com/BillPay/7d-btbp01HGRVRVDL8d7cs		0	200 - Accounts Payable		8,802.92	542,133.91
Bill Pmt -Check	08/04/2022	Bill.com		SCORE Workers Compensation*	Prefund		0	200 - Accounts Payable		14,835.84	527,297.07
Deposit	08/05/2022				Deposit		0	-SPLIT-	812,708.11		1,340,005.18
Bill Pmt -Check	08/10/2022	Bill.com		SCORE Workers Compensation*	Prefund		0	200 - Accounts Payable		82,805.78	1,257,199.40
Bill Pmt -Check	08/11/2022	Bill.com		City of Dorris	https://app01.us.bill.com/BillPay/7d-btbp01ZH2BVMLP8d7cs		0	200 - Accounts Payable		256.00	1,256,943.40
Bill Pmt -Check	08/11/2022	Bill.com		City of Portola	https://app01.us.bill.com/BillPay/7d-btbp01OWNKEPSTL8d7cs		0	200 - Accounts Payable		962.00	1,255,981.40
Bill Pmt -Check	08/11/2022	Bill.com		Town of Loomis	https://app01.us.bill.com/BillPay/7d-btbp01ZAZCVREDW8d7cs		0	200 - Accounts Payable		1,517.00	1,254,464.40
Bill Pmt -Check	08/11/2022	Bill.com		City of Colfax	https://app01.us.bill.com/BillPay/7d-btbp01LPTMSALZE8d7cs		0	200 - Accounts Payable		1,015.00	1,253,449.40
Bill Pmt -Check	08/11/2022	Bill.com		City of Susanville	https://app01.us.bill.com/BillPay/7d-btbp01WIKFUYWY8d7cs		0	200 - Accounts Payable		5,528.00	1,247,921.40
Bill Pmt -Check	08/11/2022	Bill.com		City of Yreka	https://app01.us.bill.com/BillPay/7d-btbp01EHKMSLW8d7cs		0	200 - Accounts Payable		4,835.00	1,243,086.40
Bill Pmt -Check	08/11/2022	Bill.com		City of Live Oak	https://app01.us.bill.com/BillPay/7d-btbp01YUNZHUJG8d7cs		0	200 - Accounts Payable		2,088.00	1,240,998.40
Bill Pmt -Check	08/11/2022	Bill.com		City of Rio Del	https://app01.us.bill.com/BillPay/7d-btbp01NKBADOMD8d7cs		0	200 - Accounts Payable		1,594.00	1,239,404.40
Bill Pmt -Check	08/11/2022	Bill.com		City of Mt. Shasta	https://app01.us.bill.com/BillPay/7d-btbp01FTBDMENLE8d7cs		0	200 - Accounts Payable		4,063.00	1,235,341.40
Deposit	08/12/2022				Deposit		0	-SPLIT-	1,245,912.70		2,481,254.10
Transfer	08/12/2022				Funds Transfer		0	150 - LAIF		1,000,000.00	1,481,254.10
Bill Pmt -Check	08/15/2022	Bill.com		DKF Solutions Group, LLC	https://app01.us.bill.com/BillPay/7d-btbp01XJLZUTVP8d7cs		0	200 - Accounts Payable		9,166.00	1,472,088.10
Bill Pmt -Check	08/15/2022	Bill.com		DKF Solutions Group, LLC	https://app01.us.bill.com/BillPay/7d-btbp01UCXZRNH8d7cs		0	200 - Accounts Payable		9,166.00	1,462,922.10
Deposit	08/16/2022				Deposit		0	-SPLIT-	1,354,139.25		2,817,061.35
Bill Pmt -Check	08/17/2022	Bill.com		Alliant	https://app01.us.bill.com/BillPay/7d-btbp01JORMWATW8d7cs		0	200 - Accounts Payable		1,295,447.79	1,521,613.56
Transfer	08/17/2022				Funds Transfer		0	150 - LAIF	1,000,000.00		521,613.56
Bill Pmt -Check	08/24/2022	Bill.com		PARMA	https://app01.us.bill.com/BillPay/7d-btbp01PHUKLQPT8d7cs		0	200 - Accounts Payable		150.00	521,463.56
Bill Pmt -Check	08/31/2022	Bill.com		SCORE Workers Compensation*	Prefund		0	200 - Accounts Payable		72,250.00	449,213.56
Bill Pmt -Check	08/31/2022	Bill.com		SCORE Workers Compensation*	Prefund		0	200 - Accounts Payable		12,750.00	436,463.56
Bill Pmt -Check	08/31/2022	Bill.com		City of Yreka	https://app01.us.bill.com/BillPay/7d-btbp01EHF8FQWJU8d7cs		0	200 - Accounts Payable		3,610.17	432,853.39
Check	08/31/2022				Service Charge	Other Programs	0	512 - Custodial Account Bank Fees		105.79	432,747.60
Deposit	09/02/2022				Deposit		0	-SPLIT-	68,138.45		500,886.05
Deposit	09/02/2022				Deposit		0	180-01 - Recovery WC	578.19		501,464.24
Bill Pmt -Check	09/08/2022	Bill.com		York Risk Services Group, Inc. - Sedgwick	https://app01.us.bill.com/BillPay/7d-btbp01DSGTF8d7cs		0	200 - Accounts Payable		8,802.92	492,661.32
Bill Pmt -Check	09/08/2022	Bill.com		York Risk Services Group, Inc. - Sedgwick	https://app01.us.bill.com/BillPay/7d-btbp01CXGDUWHS8d7cs		0	200 - Accounts Payable		7,174.58	485,486.74
Bill Pmt -Check	09/12/2022	Bill.com		SCORE Workers Compensation*	Prefund		0	200 - Accounts Payable		72,686.00	412,800.74
Bill Pmt -Check	09/12/2022	Bill.com		Gilbert Associates, Inc.	https://app01.us.bill.com/BillPay/7d-btbp01TRVXPHSNS8d7cs		0	200 - Accounts Payable		16,722.00	396,078.74
Bill Pmt -Check	09/12/2022	Bill.com		SCORE Liability*	Prefund		0	200 - Accounts Payable		24,166.52	371,912.22
Bill Pmt -Check	09/14/2022	Bill.com		ACI Specialty Benefits (Corp)	https://app01.us.bill.com/BillPay/7d-btbp01VWCZZX8d7cs		0	200 - Accounts Payable		11,673.60	360,238.62
Deposit	09/20/2022				Deposit		0	180-01 - Recovery WC	1,744.82		361,983.44
Bill Pmt -Check	09/20/2022	Bill.com		Gibbons & Conley	https://app01.us.bill.com/BillPay/7d-btbp01NEFKZYAC8d7cs		0	200 - Accounts Payable		761.06	361,222.38
Deposit	09/23/2022				Deposit		0	-SPLIT-	556,856.03		918,078.41
Bill Pmt -Check	09/23/2022	Bill.com		Maze and Associates	https://app01.us.bill.com/BillPay/7d-btbp01BKXNSG8d7cs		0	200 - Accounts Payable		9,310.00	908,768.41
Bill Pmt -Check	09/27/2022	Bill.com		Town of Loomis	https://app01.us.bill.com/BillPay/7d-btbp01KXZKBSDN8d7cs		0	200 - Accounts Payable		4,300.00	904,468.41
Total 100-02 - WFB 0105 - Main									6,431,064.92	5,573,093.84	904,468.41
106-00 - TRUST ACCOUNTS											326,448.60
106-04 - Trust - WC - WFB 4948											129,882.25
Bill	07/01/2022	SF-4948-2022-0105291		SCORE Workers Compensation*		Workers' Comp	200	Accounts Payable	86,872.44		216,754.69
General Journal	07/31/2022	Bank Rec-Ck	✓		Payments issued by Sedgwick	Workers' Comp		-SPLIT-		38,233.57	178,521.12
General Journal	07/31/2022	Bank Rec-Ck	✓		-MULTIPLE-	Workers' Comp		106-04 - Trust - WC - WFB 4948	708.98		179,230.10
Bill	08/01/2022	SF-4948-2022-0110213		SCORE Workers Compensation*		Workers' Comp	200	Accounts Payable	14,835.84		194,065.94
Bill	08/03/2022	CC-4948-2022-0803145		SCORE Workers Compensation*	Prefund WC claim SCWA-556018	Workers' Comp	200	Accounts Payable	82,805.78		276,871.72
General Journal	08/31/2022	Bank Rec-Ck	✓		Payments issued by Sedgwick	Workers' Comp		-SPLIT-		155,491.78	121,379.94
General Journal	08/31/2022	Bank Rec-Ck	✓		-MULTIPLE-	Workers' Comp		106-04 - Trust - WC - WFB 4948	292.27		121,672.21
Bill	09/01/2022	0822134158		SCORE Workers Compensation*	SCWA-556191	Workers' Comp	200	Accounts Payable	72,250.00		193,922.21
Bill	09/01/2022	0822134425		SCORE Workers Compensation*	SCWA-556191	Workers' Comp	200	Accounts Payable	12,750.00		206,672.21
Bill	09/01/2022	SF-4948-2022-0113064		SCORE Workers Compensation*		Workers' Comp	200	Accounts Payable	72,686.00		279,358.21
General Journal	09/30/2022	Bank Rec-Ck	✓		Payments issued by Sedgwick	Workers' Comp		-SPLIT-		157,674.47	121,683.74
General Journal	09/30/2022	Bank Rec-Ck	✓		-MULTIPLE-	Workers' Comp		106-04 - Trust - WC - WFB 4948	24.08		121,707.82
Total 106-04 - Trust - WC - WFB 4948									343,225.39	351,399.82	121,707.82
106-03 - Trust - Liab -WFB 5243											196,566.35
Bill	07/01/2022	SF-5243-2022-0108065		SCORE Liability*		Liability	200	Accounts Payable	30,902.62		227,468.97
General Journal	07/31/2022	Bank Rec-Ck	✓		Payments issued by Sedgwick	Liability		-SPLIT-		7,248.55	220,220.42
General Journal	07/31/2022	Bank Rec-Ck	✓		Trust Bank Account Reconciling adjustment	Liability		106-03 - Trust - Liab -WFB 5243	0.00		220,220.42
Bill	08/01/2022	SF-5243-2022-0110337		SCORE Liability*		Liability	200	Accounts Payable	7,248.55		227,468.97
General Journal	08/31/2022	Bank Rec-Ck	✓		Payments issued by Sedgwick	Liability		-SPLIT-		24,166.52	203,302.45
General Journal	08/31/2022	Bank Rec-Ck	✓		Trust Bank Account Reconciling adjustment	Liability					



Small Cities Organized Risk Effort - Account #590

MONTHLY ACCOUNT STATEMENT

AUGUST 1, 2022 THROUGH AUGUST 31, 2022

Chandler Team:

For questions about your account, please call (800) 317-4747,
or contact operations@chandlerasset.com

Custodian

US Bank
Alex Bazan
(503) 464-3685

CHANDLER ASSET MANAGEMENT
chandlerasset.com

Information contained herein is confidential. We urge you to compare this statement to the one you receive from your qualified custodian. Please see Important Disclosures.



PORTFOLIO CHARACTERISTICS

Average Modified Duration	2.39
Average Coupon	1.76%
Average Purchase YTM	1.63%
Average Market YTM	3.59%
Average S&P/Moody Rating	AA/Aa1
Average Final Maturity	2.69 yrs
Average Life	2.50 yrs

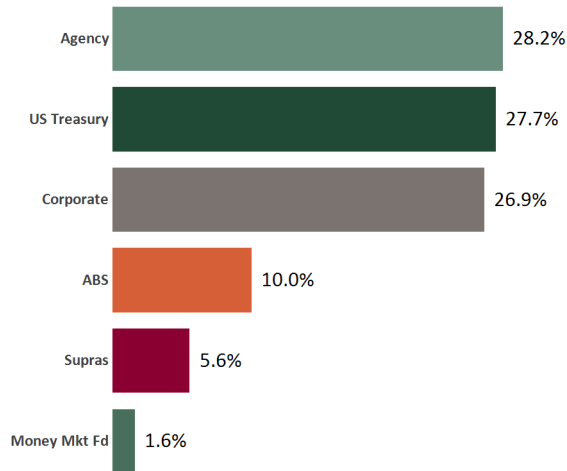
ACCOUNT SUMMARY

	Beg. Values as of 7/31/22	End Values as of 8/31/22
Market Value	11,722,923	11,585,684
Accrued Interest	48,873	56,997
Total Market Value	11,771,796	11,642,681
Income Earned	16,321	16,384
Cont/WD		-1,277
Par	12,133,938	12,139,644
Book Value	12,151,646	12,158,103
Cost Value	12,192,689	12,204,287

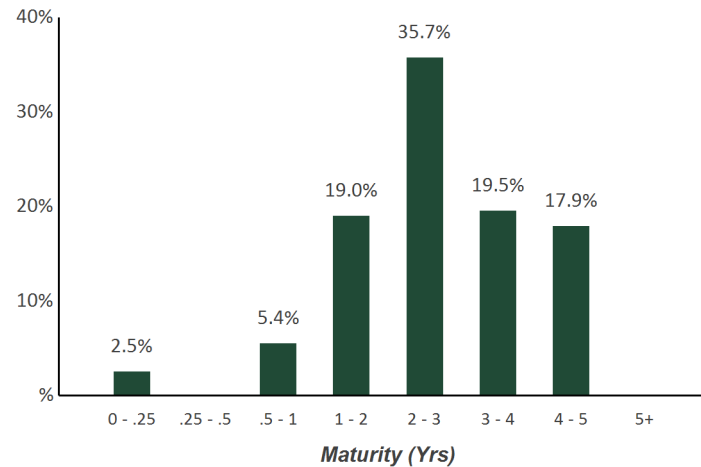
TOP ISSUERS

Government of United States	27.7%
Federal National Mortgage Assoc	11.9%
Federal Home Loan Bank	10.3%
Federal Home Loan Mortgage Corp	4.8%
Inter-American Dev Bank	3.1%
Intl Bank Recon and Development	2.4%
Berkshire Hathaway	2.2%
Hyundai Auto Receivables	1.9%
Total	64.3%

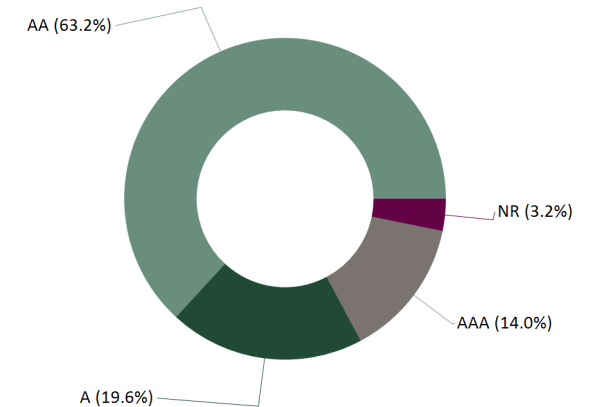
SECTOR ALLOCATION



MATURITY DISTRIBUTION



CREDIT QUALITY (S&P)



PERFORMANCE REVIEW

TOTAL RATE OF RETURN	1M	3M	YTD	1YR	Annualized				
					2YRS	3YRS	5YRS	10YRS	3/31/2006
Small Cities Organized Risk Effort	-1.09%	-0.86%	-4.19%	-5.04%	-2.47%	-0.20%	0.91%	0.99%	2.44%
ICE BofA 1-5 Yr US Treasury & Agency Index	-1.24%	-1.17%	-4.51%	-5.44%	-2.79%	-0.49%	0.67%	0.79%	2.20%
ICE BofA 1-5 Yr AAA-A US Corp & Govt Index	-1.24%	-1.15%	-4.58%	-5.50%	-2.78%	-0.43%	0.74%	0.90%	2.27%

Statement of Compliance

As of August 31, 2022



Small Cities Organized Risk Effort

Assets managed by Chandler Asset Management are in full compliance with state law and with the Client's investment policy.

Category	Standard	Comment
U.S. Treasury Issues	No limitations; Full faith and credit of the U.S. are pledged for the payment of principal and interest	Complies
Federal Agencies	25% max per Agency/GSE issuer; 20% max callable agency securities; Federal agencies or U.S. government-sponsored enterprise obligations, participations, or other instruments, including those issued or fully guaranteed as to principal and interest by federal agencies or U.S. government sponsored enterprises.	Complies
Supranationals	"AA" rating category or higher by a Nationally Recognized Statistical Rating Organization ("NRSRO"); 30% max; 10% max per issuer; USD denominated senior unsecured unsubordinated obligations; Issued or unconditionally guaranteed by International Bank for Reconstruction & Development (IBRD), International Finance Corporation (IFC), or Inter-American Development Bank (IADB)	Complies
Municipal Securities (CA, Local Agency)	"A" rating category or better by a NRSRO; 20% max; 5% max per issuer; Obligations issued by the State of California, any local agency within the state.	Complies
Municipal Securities (CA, Other States)	"A" rating category or better by a NRSRO; 20% max; 5% max per issuer; Bonds of any of the other 49 states in addition to California, including bonds payable solely out of the revenues from a revenue-producing property owned, controlled, or operated by a state, or by a department, board, agency, or authority of any of the other 49 states, in addition to California.	Complies
Corporate Medium Term Notes	"A" rating category or better by a NRSRO; 30% max; 5% max per issuer; Corporate and depository institution debt securities; Issued only by corporations organized and operating within the U.S. or by depository institutions licensed by the U.S. or any state and operating within the U.S.	Complies
Non-Agency Asset-Backed, Mortgage-Backed, Mortgage Pass-Through Securities, and Collateralized Mortgage Obligations	AA rating category or better by a NRSRO; 20% max (combined ABS/MBS/CMO); 5% max per issuer; From issuers not defined in Sections 1 (U.S. Treasury) and 2 (Federal Agencies) of the Investment Instrument and Maturities section of the policy	Complies
Agency Mortgage-Backed, Mortgage Pass-Through Securities, and Collateralized Mortgage Obligations	5 years max maturity; see Federal Agencies also	Complies
Negotiable Certificates of Deposit (NCD)	Any amount above FDIC insured limit must be issued by institutions with "A-1" short-term debt rating or better by a NRSRO; or "A" long-term rating category or better by a NRSRO; 30% max; 5% max per issuer; Issued by a nationally or state-chartered bank, a state or federal savings and loan association, a state or federal credit union, or by federally-licensed or state-licensed branch of a foreign bank.	Complies
Banker's Acceptances	Short-term paper rated in the highest rating category by a NRSRO; 30% max; 5% max per issuer; 180 days max maturity; Issued by domestic or foreign banks	Complies
Commercial Paper	Issued by an entity that meets all of the following conditions in either (a) or (b): a. Securities issued by corporations: (i) organized and operating within the U.S. with assets > \$500 million; (ii) "A-1" rated or better by a NRSRO; (iii) "A" rating or better by a NRSRO, if issuer has debt obligations. b. Securities issued by other entities: (i) organized within the U.S. as a special purpose corporation, trust, or limited liability company; (ii) must have program-wide credit enhancements including, but not limited to, overcollateralization, letters of credit, or a surety bond; (iii) rated "A-1" or better by a NRSRO. 25% max; 5% max per issuer; 270 days maturity; 10% max of the outstanding paper of the issuing corporation	Complies

Money Market Mutual Funds	Registered with SEC under Investment Company Act of 1940 and issued by diversified management companies and meet either of the following criteria: (i) Highest rating by two NRSROs; or (ii) Retained an investment adviser registered or exempt from SEC registration with > 5 years experience managing money market mutual funds with AUM >\$500 million; 20% max combined Money Market Mutual Funds and Mutual Funds; 20% max per Money Market Mutual Fund	<i>Complies</i>
Mutual Funds	Invest in securities as authorized under CGC, Section 53601 (a) to (k) and (m) to (q) inclusive and meet either of the following criteria: (i) Highest rating by two NRSROs; or (ii) Retained an investment adviser registered or exempt from SEC registration with > 5 years experience investing in securities authorized by CGC, Section 53601 and with AUM >\$500 million; 20% max combined Money Market Mutual Funds and Mutual Funds; 10% max per Mutual Fund	<i>Complies</i>
Local Agency Investment Fund (LAIF)	Subject to statutory limits imposed by LAIF; Not used by investment adviser	<i>Complies</i>
Repurchase Agreements	25% max; 5% max per issuer; 1 year max maturity; 102% Collateralized; Not used by investment adviser	<i>Complies</i>
Prohibited	Futures and options; Inverse floaters; Ranges notes; Mortgage-derived or Interest-only strips; Zero interest accrual securities if held to maturity; Trading securities for the sole purpose of speculating on the future direction of interest rates; Purchasing or selling securities on margin; Reverse repurchase agreements; Securities lending or any other form of borrowing or leverage; Financial instruments of SCORE cities	<i>Complies</i>
Max Per Issuer	5% max per issuer, unless otherwise specified	<i>Complies</i>
Maximum Maturity	5 years	<i>Complies</i>



BOOK VALUE RECONCILIATION		
BEGINNING BOOK VALUE		\$12,151,646.31
<u>Acquisition</u>		
+ Security Purchases	\$316,549.81	
+ Money Market Fund Purchases	\$105,672.66	
+ Money Market Contributions	\$0.00	
+ Security Contributions	\$0.00	
+ Security Transfers	\$0.00	
Total Acquisitions		\$422,222.47
<u>Dispositions</u>		
- Security Sales	\$349,012.50	
- Money Market Fund Sales	\$44,998.02	
- MMF Withdrawals	\$1,276.89	
- Security Withdrawals	\$0.00	
- Security Transfers	\$0.00	
- Other Dispositions	\$0.00	
- Maturities	\$0.00	
- Calls	\$0.00	
- Principal Paydowns	\$18,691.96	
Total Dispositions		\$413,979.37
<u>Amortization/Accretion</u>		
+/- Net Accretion	(\$1,259.53)	
		(\$1,259.53)
<u>Gain/Loss on Dispositions</u>		
+/- Realized Gain/Loss	(\$526.96)	
		(\$526.96)
ENDING BOOK VALUE		\$12,158,102.92

CASH TRANSACTION SUMMARY		
BEGINNING BALANCE		\$127,329.04
<u>Acquisition</u>		
Contributions	\$0.00	
Security Sale Proceeds	\$349,012.50	
Accrued Interest Received	\$1,227.50	
Interest Received	\$8,865.71	
Dividend Received	\$81.71	
Principal on Maturities	\$0.00	
Interest on Maturities	\$0.00	
Calls/Redemption (Principal)	\$0.00	
Interest from Calls/Redemption	\$0.00	
Principal Paydown	\$18,691.96	
Total Acquisitions	\$377,879.38	
<u>Dispositions</u>		
Withdrawals	\$1,276.89	
Security Purchase	\$316,549.81	
Accrued Interest Paid	\$654.93	
Total Dispositions	\$318,481.63	
ENDING BOOK VALUE		\$186,726.79

Small Cities Organized Risk Effort

Account #590

Holdings Report

As of August 31, 2022



CUSIP	Security Description	Par Value/Units	Purchase Date Book Yield	Cost Value Book Value	Mkt Price Mkt YTM	Market Value Accrued Int.	% of Port. Gain/Loss	Moody/S&P Fitch	Maturity Duration
ABS									
89232HAC9	Toyota Auto Receivable Own 2020-A A3 1.66% Due 5/15/2024	45,640.04	06/17/2020 0.68%	46,691.90 46,098.85	99.39 3.70%	45,359.72 33.67	0.39% (739.13)	Aaa / AAA NR	1.71 0.30
65479JAD5	Nissan Auto Receivables Owner 2019-C A3 1.93% Due 7/15/2024	23,576.70	10/16/2019 1.94%	23,575.45 23,576.21	99.64 3.43%	23,490.83 20.22	0.20% (85.38)	Aaa / AAA NR	1.87 0.24
89237VAB5	Toyota Auto Receivables Trust 2020-C A3 0.44% Due 10/15/2024	33,881.68	07/21/2020 0.44%	33,879.07 33,880.37	98.26 4.33%	33,290.98 6.63	0.29% (589.39)	Aaa / AAA NR	2.13 0.45
43813KAC6	Honda Auto Receivables Trust 2020-3 A3 0.37% Due 10/18/2024	46,602.93	09/22/2020 0.38%	46,596.08 46,600.28	98.00 3.95%	45,670.73 6.23	0.39% (929.55)	NR / AAA AAA	2.13 0.56
47787NAC3	John Deere Owner Trust 2020-B A3 0.51% Due 11/15/2024	8,067.03	07/14/2020 0.52%	8,065.80 8,066.55	98.21 4.07%	7,922.99 1.83	0.07% (143.56)	Aaa / NR AAA	2.21 0.50
58769KAD6	Mercedes-Benz Auto Lease Trust 2021- B A3 0.4% Due 11/15/2024	60,000.00	06/22/2021 0.40%	59,995.47 59,997.56	96.87 3.96%	58,121.70 10.67	0.50% (1,875.86)	NR / AAA AAA	2.21 0.88
09690AAC7	BMW Vehicle Lease Trust 2021-2 A3 0.33% Due 12/26/2024	35,000.00	09/08/2021 0.34%	34,996.39 34,997.91	97.25 3.88%	34,036.77 1.93	0.29% (961.14)	Aaa / NR AAA	2.32 0.78
36265MAC9	GM Financial Auto Lease Trust 2022-1 A3 1.9% Due 3/20/2025	80,000.00	02/15/2022 1.91%	79,999.31 79,999.48	97.22 4.00%	77,778.32 46.44	0.67% (2,221.16)	Aaa / NR AAA	2.55 1.34
05601XAC3	BMW Vehicle Lease Trust 2022-1 A3 1.1% Due 3/25/2025	40,000.00	01/11/2022 1.11%	39,994.02 39,995.71	96.88 3.91%	38,752.88 7.33	0.33% (1,242.83)	NR / AAA AAA	2.57 1.12
89240BAC2	Toyota Auto Receivables Owners 2021- A A3 0.26% Due 5/15/2025	27,148.97	02/02/2021 0.27%	27,143.93 27,146.47	97.52 3.96%	26,474.54 3.14	0.23% (671.93)	Aaa / NR AAA	2.71 0.67
36266FAC3	GM Financial Auto Lease Trust 2022-2 A3 3.42% Due 6/20/2025	50,000.00	05/03/2022 3.45%	49,994.79 49,995.52	99.30 3.90%	49,648.50 52.25	0.43% (347.02)	NR / AAA AAA	2.81 1.56
47788UAC6	John Deere Owner Trust 2021-A A3 0.36% Due 9/15/2025	45,000.00	03/02/2021 0.37%	44,991.35 44,994.90	96.48 4.12%	43,417.35 7.20	0.37% (1,577.55)	Aaa / NR AAA	3.04 0.94
44933LAC7	Hyundai Auto Receivables Trust 2021-A A3 0.38% Due 9/15/2025	50,000.00	04/20/2021 0.38%	49,994.74 49,997.06	96.84 4.03%	48,420.00 8.44	0.42% (1,577.06)	NR / AAA AAA	3.04 0.87

Small Cities Organized Risk Effort

Account #590

Holdings Report

As of August 31, 2022



CUSIP	Security Description	Par Value/Units	Purchase Date Book Yield	Cost Value Book Value	Mkt Price Mkt YTM	Market Value Accrued Int.	% of Port. Gain/Loss	Moody/S&P Fitch	Maturity Duration
ABS									
44934KAC8	Hyundai Auto Receivables Trust 2021-B A3 0.38% Due 1/15/2026	110,000.00	07/20/2021 0.39%	109,975.72 109,984.20	96.03 3.99%	105,634.43 18.58	0.91% (4,349.77)	NR / AAA AAA	3.38 1.11
43815GAC3	Honda Auto Receivables Trust 2021-4 A3 0.88% Due 1/21/2026	40,000.00	11/16/2021 0.89%	39,991.57 39,993.57	95.31 3.99%	38,123.68 9.78	0.33% (1,869.89)	Aaa / NR AAA	3.39 1.53
47789QAC4	John Deere Owner Trust 2021-B A3 0.52% Due 3/16/2026	50,000.00	07/13/2021 0.52%	49,995.54 49,996.90	95.03 4.12%	47,513.65 11.56	0.41% (2,483.25)	Aaa / NR AAA	3.54 1.40
44935FAD6	Hyundai Auto Receivables Trust 2021-C A3 0.74% Due 5/15/2026	30,000.00	11/09/2021 0.75%	29,993.30 29,994.97	95.42 3.94%	28,626.90 9.87	0.25% (1,368.07)	NR / AAA AAA	3.71 1.45
43815BAC4	Honda Auto Receivables Trust 2022-1 A3 1.88% Due 5/15/2026	65,000.00	02/15/2022 1.89%	64,990.22 64,991.80	96.36 3.91%	62,633.94 54.31	0.54% (2,357.86)	Aaa / AAA NR	3.71 1.82
05602RAD3	BMW Vehicle Owner Trust 2022-A A3 3.21% Due 8/25/2026	40,000.00	05/10/2022 3.23%	39,997.92 39,998.11	98.80 4.16%	39,521.88 21.40	0.34% (476.23)	Aaa / AAA NR	3.99 1.30
89238FAD5	Toyota Auto Receivables OT 2022-B A3 2.93% Due 9/15/2026	45,000.00	04/07/2022 2.95%	44,998.95 44,999.07	98.30 3.87%	44,236.94 58.60	0.38% (762.13)	Aaa / AAA NR	4.04 1.85
362554AC1	GM Financial Securitized Term 2021-4 A3 0.68% Due 9/16/2026	30,000.00	10/13/2021 0.68%	29,999.24 29,999.43	95.02 4.27%	28,504.98 8.50	0.24% (1,494.45)	Aaa / AAA NR	4.05 1.41
47787JAC2	John Deere Owner Trust 2022-A A3 2.32% Due 9/16/2026	50,000.00	03/10/2022 2.34%	49,988.94 49,990.40	96.99 3.97%	48,495.95 51.56	0.42% (1,494.45)	Aaa / NR AAA	4.05 1.85
448977AD0	Hyundai Auto Receivables Trust 2022-A A3 2.22% Due 10/15/2026	35,000.00	03/09/2022 2.23%	34,998.65 34,998.84	96.56 4.15%	33,794.29 34.53	0.29% (1,204.55)	NR / AAA AAA	4.13 1.81
380146AC4	GM Financial Auto Receivables 2022-1 A3 1.26% Due 11/16/2026	25,000.00	01/11/2022 1.27%	24,997.83 24,998.23	95.94 4.10%	23,985.63 13.13	0.21% (1,012.60)	NR / AAA AAA	4.21 1.44
362585AC5	GM Financial Securitized ART 2022-2 A3 3.1% Due 2/16/2027	40,000.00	04/05/2022 3.13%	39,991.64 39,992.58	98.52 3.95%	39,406.16 51.67	0.34% (586.42)	Aaa / AAA NR	4.47 1.80
47800AAC4	John Deere Owner Trust 2022-B A3 3.74% Due 2/16/2027	50,000.00	07/12/2022 3.77%	49,995.23 49,995.39	99.28 4.09%	49,638.60 212.97	0.43% (356.79)	Aaa / NR AAA	4.47 2.24
92348KAV5	Verizon Master Trust 2022-5 A1A 3.72% Due 7/20/2027	45,000.00	08/02/2022 3.75%	44,998.02 44,998.06	100.00 3.96%	44,998.02 93.00	0.39% (0.04)	NR / AAA AAA	4.89 1.85

Small Cities Organized Risk Effort

Account #590

Holdings Report

As of August 31, 2022



CUSIP	Security Description	Par Value/Units	Purchase Date Book Yield	Cost Value Book Value	Mkt Price Mkt YTM	Market Value Accrued Int.	% of Port. Gain/Loss	Moody/S&P Fitch	Maturity Duration
Total ABS		1,199,917.35	1.50%	1,200,831.07 1,200,278.42	3.99%	1,167,500.36 855.44	10.04% (32,778.06)	Aaa / AAA AAA	3.26 1.28
AGENCY									
3135G05G4	FNMA Note 0.25% Due 7/10/2023	135,000.00	07/08/2020 0.32%	134,709.75 134,917.30	97.29 3.48%	131,341.23 47.81	1.13% (3,576.07)	Aaa / AA+ AAA	0.86 0.84
313383YJ4	FHLB Note 3.375% Due 9/8/2023	250,000.00	Various 3.05%	253,613.50 250,764.00	99.73 3.65%	249,328.50 4,054.69	2.18% (1,435.50)	Aaa / AA+ NR	1.02 0.98
3130A0F70	FHLB Note 3.375% Due 12/8/2023	150,000.00	12/31/2018 2.72%	154,474.50 151,149.03	99.72 3.60%	149,581.95 1,167.19	1.29% (1,567.08)	Aaa / AA+ AAA	1.27 1.22
3135G0V34	FNMA Note 2.5% Due 2/5/2024	125,000.00	02/27/2019 2.58%	124,521.25 124,861.39	98.74 3.41%	123,426.75 225.69	1.06% (1,434.64)	Aaa / AA+ AAA	1.43 1.39
3130A1XJ2	FHLB Note 2.875% Due 6/14/2024	230,000.00	Various 1.96%	239,917.60 233,547.06	98.79 3.58%	227,223.22 1,414.34	1.96% (6,323.84)	Aaa / AA+ NR	1.79 1.71
3133EKWV4	FFCB Note 1.85% Due 7/26/2024	150,000.00	08/13/2019 1.65%	151,448.40 150,555.97	96.98 3.50%	145,470.90 269.79	1.25% (5,085.07)	Aaa / AA+ AAA	1.90 1.84
3130A2UW4	FHLB Note 2.875% Due 9/13/2024	200,000.00	Various 1.66%	211,539.00 204,731.27	98.91 3.43%	197,826.80 2,683.34	1.72% (6,904.47)	Aaa / AA+ AAA	2.04 1.93
3135G0W66	FNMA Note 1.625% Due 10/15/2024	175,000.00	11/08/2019 1.80%	173,547.50 174,374.27	96.22 3.49%	168,376.60 1,074.31	1.46% (5,997.67)	Aaa / AA+ AAA	2.13 2.05
3135G0X24	FNMA Note 1.625% Due 1/7/2025	235,000.00	Various 1.19%	239,814.00 237,341.81	95.95 3.43%	225,483.21 572.82	1.94% (11,858.60)	Aaa / AA+ AAA	2.36 2.27
3137EAEPO	FHLMC Note 1.5% Due 2/12/2025	260,000.00	02/13/2020 1.52%	259,799.80 259,901.82	95.44 3.46%	248,144.78 205.83	2.13% (11,757.04)	Aaa / AA+ AAA	2.45 2.37
3130A4CH3	FHLB Note 2.375% Due 3/14/2025	225,000.00	03/19/2020 1.18%	237,998.25 231,606.25	97.34 3.48%	219,015.23 2,478.91	1.90% (12,591.02)	Aaa / AA+ AAA	2.54 2.41
3130AJHU6	FHLB Note 0.5% Due 4/14/2025	150,000.00	06/04/2020 0.53%	149,800.80 149,892.65	92.52 3.51%	138,777.45 285.42	1.19% (11,115.20)	Aaa / AA+ AAA	2.62 2.55
3135G03U5	FNMA Note 0.625% Due 4/22/2025	105,000.00	04/22/2020 0.67%	104,783.70 104,885.68	92.65 3.57%	97,279.56 235.16	0.84% (7,606.12)	Aaa / AA+ AAA	2.64 2.57
3135G04Z3	FNMA Note 0.5% Due 6/17/2025	260,000.00	06/17/2020 0.54%	259,461.80 259,699.03	91.98 3.54%	239,151.38 267.22	2.06% (20,547.65)	Aaa / AA+ AAA	2.80 2.73
3137EAEU9	FHLMC Note 0.375% Due 7/21/2025	140,000.00	07/21/2020 0.48%	139,302.80 139,597.12	91.53 3.48%	128,145.64 58.33	1.10% (11,451.48)	Aaa / AA+ AAA	2.89 2.82

Small Cities Organized Risk Effort

Account #590

Holdings Report

As of August 31, 2022



CUSIP	Security Description	Par Value/Units	Purchase Date Book Yield	Cost Value Book Value	Mkt Price Mkt YTM	Market Value Accrued Int.	% of Port. Gain/Loss	Moody/S&P Fitch	Maturity Duration
AGENCY									
3135G05X7	FNMA Note 0.375% Due 8/25/2025	220,000.00	08/25/2020 0.47%	218,970.40 219,385.29	91.27 3.48%	200,804.34 13.75	1.72% (18,580.95)	Aaa / AA+ AAA	2.99 2.92
3137EAEX3	FHLMC Note 0.375% Due 9/23/2025	200,000.00	09/23/2020 0.44%	199,398.00 199,631.01	91.14 3.45%	182,289.20 329.17	1.57% (17,341.81)	Aaa / AA+ AAA	3.07 2.99
3135G06G3	FNMA Note 0.5% Due 11/7/2025	215,000.00	11/09/2020 0.57%	214,230.30 214,508.42	91.07 3.49%	195,796.63 340.42	1.68% (18,711.79)	Aaa / AA+ AAA	3.19 3.10
Total Agency		3,425,000.00	1.31%	3,467,331.35 3,441,349.37	3.50%	3,267,463.37 15,724.19	28.20% (173,886.00)	Aaa / AA+ AAA	2.24 2.16
CORPORATE									
084670BR8	Berkshire Hathaway Callable Note Cont 1/15/2023 2.75% Due 3/15/2023	150,000.00	04/20/2018 3.28%	146,457.00 149,613.17	99.83 3.04%	149,751.60 1,902.08	1.30% 138.43	Aa2 / AA A+	0.54 0.49
58933YAF2	Merck & Co Note 2.8% Due 5/18/2023	150,000.00	10/26/2018 3.41%	146,148.00 149,399.36	99.50 3.50%	149,256.75 1,201.67	1.29% (142.61)	A1 / A+ A+	0.71 0.69
931142EK5	Wal-Mart Stores Callable Note Cont 5/26/2023 3.4% Due 6/26/2023	100,000.00	Various 3.41%	99,974.00 99,995.76	100.27 3.01%	100,270.80 613.88	0.87% 275.04	Aa2 / AA AA	0.82 0.72
06051GHF9	Bank of America Corp Callable Note 1X 3/5/2023 3.55% Due 3/5/2024	133,000.00	03/06/2019 3.41%	133,694.26 133,088.09	99.61 3.95%	132,478.24 2,308.29	1.16% (609.85)	A2 / A- AA-	1.51 1.43
89114QCB2	Toronto Dominion Bank Note 3.25% Due 3/11/2024	135,000.00	03/26/2019 2.95%	136,833.30 135,564.17	98.89 4.00%	133,503.93 2,071.88	1.16% (2,060.24)	A1 / A AA-	1.53 1.45
037833CU2	Apple Inc Callable Note Cont 3/11/2024 2.85% Due 5/11/2024	150,000.00	05/17/2019 2.72%	150,888.00 150,281.67	98.97 3.48%	148,453.50 1,306.25	1.29% (1,828.17)	Aaa / AA+ NR	1.70 1.62
023135BW5	Amazon.com Inc Note 0.45% Due 5/12/2024	95,000.00	05/10/2021 0.50%	94,861.30 94,921.66	94.88 3.59%	90,133.72 129.44	0.78% (4,787.94)	A1 / AA AA-	1.70 1.66
02665WC22	American Honda Finance Note 2.4% Due 6/27/2024	150,000.00	07/10/2019 2.49%	149,373.00 149,769.90	97.56 3.80%	146,339.10 640.00	1.26% (3,430.80)	A3 / A- A	1.82 1.75
79466LAG9	Salesforce.com Inc Callable Note Cont 7/15/2022 0.625% Due 7/15/2024	25,000.00	06/29/2021 0.64%	24,987.25 24,992.08	94.74 3.55%	23,684.80 19.97	0.20% (1,307.28)	A2 / A+ NR	1.87 1.83

Small Cities Organized Risk Effort

Account #590

Holdings Report

As of August 31, 2022



CUSIP	Security Description	Par Value/Units	Purchase Date Book Yield	Cost Value Book Value	Mkt Price Mkt YTM	Market Value Accrued Int.	% of Port. Gain/Loss	Moody/S&P Fitch	Maturity Duration
CORPORATE									
46647PAU0	JP Morgan Chase & Co Callable Note 1X 7/23/2023 3.797% Due 7/23/2024	150,000.00	09/12/2019 2.35%	157,930.50 151,833.15	99.46 4.03%	149,185.80 601.19	1.29% (2,647.35)	A2 / A- AA-	1.90 1.80
00440EAS6	Chubb INA Holdings Inc Note 3.15% Due 3/15/2025	140,000.00	02/24/2021 0.83%	152,899.60 148,081.89	98.41 3.81%	137,776.94 2,033.50	1.20% (10,304.95)	A3 / A A	2.54 2.38
30231GBH4	Exxon Mobil Corp Callable Note Cont 2/19/2025 2.992% Due 3/19/2025	140,000.00	01/20/2021 0.72%	152,733.00 147,713.34	97.88 3.87%	137,036.48 1,884.96	1.19% (10,676.86)	Aa2 / AA- NR	2.55 2.39
06367WB85	Bank of Montreal Note 1.85% Due 5/1/2025	150,000.00	03/24/2021 1.15%	154,207.50 152,734.73	94.39 4.09%	141,581.70 925.00	1.22% (11,153.03)	A2 / A- AA-	2.67 2.54
14913R2V8	Caterpillar Financial Service Note 3.4% Due 5/13/2025	55,000.00	05/10/2022 3.44%	54,930.15 54,937.22	98.71 3.91%	54,288.25 561.00	0.47% (648.97)	A2 / A A	2.70 2.53
747525AF0	Qualcomm Inc Callable Note Cont 2/20/2025 3.45% Due 5/20/2025	140,000.00	05/27/2020 1.13%	155,689.80 148,565.92	98.93 3.87%	138,500.32 1,355.08	1.20% (10,065.60)	A2 / A NR	2.72 2.55
78015K7H1	Royal Bank of Canada Note 1.15% Due 6/10/2025	150,000.00	12/22/2021 1.43%	148,590.00 148,867.30	92.17 4.17%	138,260.40 388.13	1.19% (10,606.90)	A1 / A AA-	2.78 2.67
63743HFE7	National Rural Utilities Note 3.45% Due 6/15/2025	85,000.00	Various 3.55%	84,750.55 84,776.67	98.40 4.06%	83,642.89 953.07	0.73% (1,133.78)	A2 / A- A	2.79 2.60
857477BR3	State Street Bank Callable Note Cont 2/6/2025 1.746% Due 2/6/2026	40,000.00	02/02/2022 1.75%	40,000.00 40,000.00	94.20 4.23%	37,678.52 48.50	0.32% (2,321.48)	A1 / A AA-	3.44 3.26
46647PBK1	JP Morgan Chase & Co Callable Note Cont 4/22/2025 2.083% Due 4/22/2026	50,000.00	09/16/2021 1.17%	51,594.50 51,173.36	93.59 4.56%	46,794.20 373.20	0.41% (4,379.16)	A2 / A- AA-	3.64 3.41
91324PEC2	United Health Group Inc Callable Note Cont 4/15/2026 1.15% Due 5/15/2026	175,000.00	Various 1.42%	173,020.70 173,332.36	91.21 3.71%	159,609.10 592.57	1.38% (13,723.26)	A3 / A+ A	3.71 3.56
89236TJK2	Toyota Motor Credit Corp Note 1.125% Due 6/18/2026	130,000.00	06/15/2021 1.13%	129,942.80 129,956.58	90.42 3.86%	117,545.48 296.56	1.01% (12,411.10)	A1 / A+ A+	3.80 3.64
06051GJD2	Bank of America Corp Callable Note Cont 6/19/2025 1.319% Due 6/19/2026	50,000.00	09/16/2021 1.23%	50,167.50 50,125.14	91.03 4.44%	45,515.90 131.90	0.39% (4,609.24)	A2 / A- AA-	3.80 3.62

Small Cities Organized Risk Effort

Account #590

Holdings Report

As of August 31, 2022



CUSIP	Security Description	Par Value/Units	Purchase Date Book Yield	Cost Value Book Value	Mkt Price Mkt YTM	Market Value Accrued Int.	% of Port. Gain/Loss	Moody/S&P Fitch	Maturity Duration
CORPORATE									
931142ER0	Wal-Mart Stores Callable Note Cont 08/17/2026 1.05% Due 9/17/2026	30,000.00	09/08/2021 1.09%	29,943.30 29,954.14	90.86 3.49%	27,257.01 143.50	0.24% (2,697.13)	Aa2 / AA AA	4.05 3.88
87612EBM7	Target Corp Callable Note Cont 12/15/2026 1.95% Due 1/15/2027	70,000.00	01/19/2022 1.99%	69,881.00 69,895.41	93.21 3.64%	65,244.62 174.42	0.56% (4,650.79)	A2 / A A	4.38 4.12
808513BY0	Charles Schwab Corp Callable Note Cont 2/3/2027 2.45% Due 3/3/2027	150,000.00	Various 2.78%	147,699.00 147,912.71	93.43 4.06%	140,143.20 1,817.08	1.22% (7,769.51)	A2 / A A	4.51 4.15
084664CZ2	Berkshire Hathaway Callable Note Cont 2/15/2027 2.3% Due 3/15/2027	115,000.00	03/07/2022 2.30%	114,978.15 114,980.18	94.28 3.68%	108,419.36 1,219.64	0.94% (6,560.82)	Aa2 / AA A+	4.54 4.20
023135CF1	Amazon.com Inc Callable Note Cont 3/13/2027 3.3% Due 4/13/2027	75,000.00	04/25/2022 3.34%	74,870.25 74,879.34	97.80 3.82%	73,349.93 948.75	0.64% (1,529.41)	A1 / AA AA-	4.62 4.18
61772BAB9	Morgan Stanley Callable Note Cont 5/4/2026 1.593% Due 5/4/2027	150,000.00	Various 4.37%	133,989.30 134,581.85	89.25 4.49%	133,868.10 776.59	1.16% (713.75)	A1 / A- A	4.68 4.38
14913R3A3	Caterpillar Financial Service Note 3.6% Due 8/12/2027	95,000.00	08/22/2022 3.81%	94,090.85 94,094.86	98.34 3.97%	93,424.71 180.50	0.80% (670.15)	A2 / A A	4.95 4.47
Total Corporate		3,228,000.00	2.26%	3,255,124.56 3,236,022.01	3.83%	3,102,995.35 25,598.60	26.87% (133,026.66)	A1 / A+ A+	2.69 2.53
MONEY MARKET FUND									
31846V203	First American Govt Obligation Fund Class Y	186,726.79	Various 1.73%	186,726.79 186,726.79	1.00 1.73%	186,726.79 0.00	1.60% 0.00	Aaa / AAA AAA	0.00 0.00
Total Money Market Fund		186,726.79	1.73%	186,726.79 186,726.79	1.73%	186,726.79 0.00	1.60% 0.00	Aaa / AAA AAA	0.00 0.00
SUPRANATIONAL									
4581X0CZ9	Inter-American Dev Bank Note 1.75% Due 9/14/2022	100,000.00	11/28/2017 2.18%	98,067.00 99,985.63	99.96 2.81%	99,960.80 811.81	0.87% (24.83)	Aaa / AAA AAA	0.04 0.04
4581X0EE4	Inter-American Dev Bank Note 3.25% Due 7/1/2024	85,000.00	06/22/2022 3.26%	84,991.50 84,992.22	99.26 3.67%	84,373.81 460.42	0.73% (618.41)	Aaa / AAA AAA	1.84 1.75

Small Cities Organized Risk Effort

Account #590

Holdings Report

As of August 31, 2022



CUSIP	Security Description	Par Value/Units	Purchase Date Book Yield	Cost Value Book Value	Mkt Price Mkt YTM	Market Value Accrued Int.	% of Port. Gain/Loss	Moody/S&P Fitch	Maturity Duration
SUPRANATIONAL									
4581X0DZ8	Inter-American Dev Bank Note 0.5% Due 9/23/2024	190,000.00	09/15/2021 0.52%	189,859.40 189,903.40	94.02 3.53%	178,636.10 416.94	1.54% (11,267.30)	Aaa / AAA NR	2.07 2.01
459058JB0	Intl. Bank Recon & Development Note 0.625% Due 4/22/2025	130,000.00	04/15/2020 0.70%	129,496.90 129,734.40	92.65 3.56%	120,447.60 291.15	1.04% (9,286.80)	Aaa / AAA NR	2.64 2.57
459058JL8	Intl. Bank Recon & Development Note 0.5% Due 10/28/2025	180,000.00	10/21/2020 0.52%	179,796.60 179,871.57	90.86 3.59%	163,553.40 307.50	1.41% (16,318.17)	Aaa / AAA AAA	3.16 3.08
Total Supranational		685,000.00	1.14%	682,211.40 684,487.22	3.46%	646,971.71 2,287.82	5.58% (37,515.51)	Aaa / AAA AAA	2.11 2.04
US TREASURY									
912828R69	US Treasury Note 1.625% Due 5/31/2023	100,000.00	05/30/2018 2.67%	95,144.53 99,276.73	98.75 3.33%	98,746.10 412.91	0.85% (530.63)	Aaa / AA+ AAA	0.75 0.73
912828V80	US Treasury Note 2.25% Due 1/31/2024	175,000.00	04/04/2019 2.32%	174,425.78 174,831.51	98.32 3.47%	172,067.35 342.39	1.48% (2,764.16)	Aaa / AA+ AAA	1.42 1.38
912828WJ5	US Treasury Note 2.5% Due 5/15/2024	150,000.00	06/10/2019 1.91%	154,136.72 151,429.47	98.44 3.45%	147,656.25 1,110.73	1.28% (3,773.22)	Aaa / AA+ AAA	1.71 1.64
912828YH7	US Treasury Note 1.5% Due 9/30/2024	300,000.00	Various 1.68%	297,509.76 298,932.90	96.13 3.44%	288,375.00 1,893.44	2.49% (10,557.90)	Aaa / AA+ AAA	2.08 2.01
9128283J7	US Treasury Note 2.125% Due 11/30/2024	275,000.00	Various 1.76%	279,733.40 277,147.04	97.13 3.46%	267,104.48 1,484.89	2.31% (10,042.56)	Aaa / AA+ AAA	2.25 2.16
912828J27	US Treasury Note 2% Due 2/15/2025	175,000.00	03/04/2020 0.72%	185,903.32 180,415.48	96.58 3.46%	169,011.68 161.68	1.45% (11,403.80)	Aaa / AA+ AAA	2.46 2.37
912828ZC7	US Treasury Note 1.125% Due 2/28/2025	50,000.00	03/19/2020 0.72%	50,992.19 50,500.49	94.45 3.46%	47,224.60 1.55	0.41% (3,275.89)	Aaa / AA+ AAA	2.50 2.43
91282CAZ4	US Treasury Note 0.375% Due 11/30/2025	300,000.00	12/29/2020 0.37%	300,093.75 300,061.91	90.54 3.48%	271,629.00 285.86	2.34% (28,432.91)	Aaa / AA+ AAA	3.25 3.17
91282CBC4	US Treasury Note 0.375% Due 12/31/2025	125,000.00	01/27/2021 0.39%	124,882.81 124,920.68	90.34 3.47%	112,924.75 80.25	0.97% (11,995.93)	Aaa / AA+ AAA	3.34 3.25
91282CBT7	US Treasury Note 0.75% Due 3/31/2026	300,000.00	03/30/2021 0.91%	297,597.66 298,280.47	90.97 3.45%	272,906.40 946.72	2.35% (25,374.07)	Aaa / AA+ AAA	3.58 3.47
91282CBW0	US Treasury Note 0.75% Due 4/30/2026	150,000.00	04/29/2021 0.89%	149,009.77 149,274.95	90.81 3.44%	136,212.90 379.08	1.17% (13,062.05)	Aaa / AA+ AAA	3.67 3.55



CUSIP	Security Description	Par Value/Units	Purchase Date Book Yield	Cost Value Book Value	Mkt Price Mkt YTM	Market Value Accrued Int.	% of Port. Gain/Loss	Moody/S&P Fitch	Maturity Duration
US TREASURY									
91282CCP4	US Treasury Note 0.625% Due 7/31/2026	125,000.00	08/10/2021 0.82%	123,813.48 124,065.82	89.84 3.42%	112,304.75 67.93	0.97% (11,761.07)	Aaa / AA+ AAA	3.92 3.80
91282CCW9	US Treasury Note 0.75% Due 8/31/2026	350,000.00	Various 0.97%	346,279.30 346,930.39	90.13 3.41%	315,451.15 7.25	2.71% (31,479.24)	Aaa / AA+ AAA	4.00 3.88
91282CDG3	US Treasury Note 1.125% Due 10/31/2026	325,000.00	Various 1.26%	322,884.77 323,202.53	91.23 3.40%	296,511.80 1,232.01	2.56% (26,690.73)	Aaa / AA+ AAA	4.17 3.99
91282CEN7	US Treasury Note 2.75% Due 4/30/2027	340,000.00	Various 3.26%	332,193.75 332,546.27	97.48 3.33%	331,446.96 3,150.54	2.87% (1,099.31)	Aaa / AA+ AAA	4.67 4.30
91282CEW7	US Treasury Note 3.25% Due 6/30/2027	175,000.00	08/03/2022 2.94%	177,460.94 177,422.47	99.69 3.32%	174,453.13 973.68	1.51% (2,969.34)	Aaa / AA+ AAA	4.83 4.41
Total US Treasury		3,415,000.00	1.51%	3,412,061.93 3,409,239.11	3.42%	3,214,026.30 12,530.91	27.71% (195,212.81)	Aaa / AA+ AAA	3.23 3.08
TOTAL PORTFOLIO		12,139,644.14	1.63%	12,204,287.10 12,158,102.92	3.59%	11,585,683.88 56,996.96	100.00% (572,419.04)	Aa1 / AA AAA	2.69 2.39
TOTAL MARKET VALUE PLUS ACCRUED						11,642,680.84			

Small Cities Organized Risk Effort

Account #590

Transaction Ledger

As of August 31, 2022



Transaction Type	Settlement Date	CUSIP	Quantity	Security Description	Price	Acq/Disp Yield	Amount	Interest Pur/Sold	Total Amount	Gain/Loss
ACQUISITIONS										
Purchase	08/01/2022	31846V203	81.71	First American Govt Obligation Fund Class Y	1.000	1.39%	81.71	0.00	81.71	0.00
Purchase	08/04/2022	31846V203	21,849.63	First American Govt Obligation Fund Class Y	1.000	1.39%	21,849.63	0.00	21,849.63	0.00
Purchase	08/04/2022	91282CEW7	175,000.00	US Treasury Note 3.25% Due 6/30/2027	101.406	2.94%	177,460.94	540.93	178,001.87	0.00
Purchase	08/05/2022	31846V203	1,562.50	First American Govt Obligation Fund Class Y	1.000	1.39%	1,562.50	0.00	1,562.50	0.00
Purchase	08/06/2022	31846V203	347.26	First American Govt Obligation Fund Class Y	1.000	1.39%	347.26	0.00	347.26	0.00
Purchase	08/11/2022	92348KAV5	45,000.00	Verizon Master Trust 2022-5 A1A 3.72% Due 7/20/2027	99.996	3.75%	44,998.02	0.00	44,998.02	0.00
Purchase	08/12/2022	31846V203	1,950.00	First American Govt Obligation Fund Class Y	1.000	1.39%	1,950.00	0.00	1,950.00	0.00
Purchase	08/15/2022	31846V203	1,750.00	First American Govt Obligation Fund Class Y	1.000	1.39%	1,750.00	0.00	1,750.00	0.00
Purchase	08/15/2022	31846V203	101.83	First American Govt Obligation Fund Class Y	1.000	1.39%	101.83	0.00	101.83	0.00
Purchase	08/15/2022	31846V203	64.75	First American Govt Obligation Fund Class Y	1.000	1.39%	64.75	0.00	64.75	0.00
Purchase	08/15/2022	31846V203	15.83	First American Govt Obligation Fund Class Y	1.000	1.39%	15.83	0.00	15.83	0.00
Purchase	08/15/2022	31846V203	34.83	First American Govt Obligation Fund Class Y	1.000	1.39%	34.83	0.00	34.83	0.00
Purchase	08/15/2022	31846V203	18.50	First American Govt Obligation Fund Class Y	1.000	1.39%	18.50	0.00	18.50	0.00
Purchase	08/15/2022	31846V203	96.67	First American Govt Obligation Fund Class Y	1.000	1.39%	96.67	0.00	96.67	0.00
Purchase	08/15/2022	31846V203	109.88	First American Govt Obligation Fund Class Y	1.000	1.39%	109.88	0.00	109.88	0.00
Purchase	08/15/2022	31846V203	13.50	First American Govt Obligation Fund Class Y	1.000	1.39%	13.50	0.00	13.50	0.00

Small Cities Organized Risk Effort

Account #590

Transaction Ledger

As of August 31, 2022



Transaction Type	Settlement Date	CUSIP	Quantity	Security Description	Price	Acq/Disp Yield	Amount	Interest Pur/Sold	Total Amount	Gain/Loss
ACQUISITIONS										
Purchase	08/15/2022	31846V203	21.67	First American Govt Obligation Fund Class Y	1.000	1.39%	21.67	0.00	21.67	0.00
Purchase	08/15/2022	31846V203	20.00	First American Govt Obligation Fund Class Y	1.000	1.39%	20.00	0.00	20.00	0.00
Purchase	08/15/2022	31846V203	705.02	First American Govt Obligation Fund Class Y	1.000	1.39%	705.02	0.00	705.02	0.00
Purchase	08/15/2022	31846V203	3,480.67	First American Govt Obligation Fund Class Y	1.000	1.39%	3,480.67	0.00	3,480.67	0.00
Purchase	08/15/2022	31846V203	5,977.14	First American Govt Obligation Fund Class Y	1.000	1.39%	5,977.14	0.00	5,977.14	0.00
Purchase	08/15/2022	31846V203	3,129.47	First American Govt Obligation Fund Class Y	1.000	1.39%	3,129.47	0.00	3,129.47	0.00
Purchase	08/15/2022	31846V203	1,734.76	First American Govt Obligation Fund Class Y	1.000	1.39%	1,734.76	0.00	1,734.76	0.00
Purchase	08/16/2022	31846V203	17.00	First American Govt Obligation Fund Class Y	1.000	1.39%	17.00	0.00	17.00	0.00
Purchase	08/16/2022	31846V203	103.33	First American Govt Obligation Fund Class Y	1.000	1.39%	103.33	0.00	103.33	0.00
Purchase	08/16/2022	31846V203	26.25	First American Govt Obligation Fund Class Y	1.000	1.39%	26.25	0.00	26.25	0.00
Purchase	08/18/2022	31846V203	3,818.76	First American Govt Obligation Fund Class Y	1.000	1.39%	3,818.76	0.00	3,818.76	0.00
Purchase	08/22/2022	31846V203	29.33	First American Govt Obligation Fund Class Y	1.000	1.39%	29.33	0.00	29.33	0.00
Purchase	08/22/2022	31846V203	142.50	First American Govt Obligation Fund Class Y	1.000	1.39%	142.50	0.00	142.50	0.00
Purchase	08/22/2022	31846V203	126.67	First American Govt Obligation Fund Class Y	1.000	1.39%	126.67	0.00	126.67	0.00
Purchase	08/24/2022	14913R3A3	95,000.00	Caterpillar Financial Service Note 3.6% Due 8/12/2027	99.043	3.81%	94,090.85	114.00	94,204.85	0.00
Purchase	08/24/2022	31846V203	56,183.65	First American Govt Obligation Fund Class Y	1.000	1.39%	56,183.65	0.00	56,183.65	0.00

Small Cities Organized Risk Effort

Account #590

Transaction Ledger

As of August 31, 2022



Transaction Type	Settlement Date	CUSIP	Quantity	Security Description	Price	Acq/Disp Yield	Amount	Interest Pur/Sold	Total Amount	Gain/Loss
ACQUISITIONS										
Purchase	08/25/2022	31846V203	412.50	First American Govt Obligation Fund Class Y	1.000	1.39%	412.50	0.00	412.50	0.00
Purchase	08/25/2022	31846V203	9.63	First American Govt Obligation Fund Class Y	1.000	1.39%	9.63	0.00	9.63	0.00
Purchase	08/25/2022	31846V203	107.00	First American Govt Obligation Fund Class Y	1.000	1.39%	107.00	0.00	107.00	0.00
Purchase	08/25/2022	31846V203	36.67	First American Govt Obligation Fund Class Y	1.000	1.39%	36.67	0.00	36.67	0.00
Purchase	08/31/2022	31846V203	1,593.75	First American Govt Obligation Fund Class Y	1.000	1.73%	1,593.75	0.00	1,593.75	0.00
Subtotal			420,672.66				422,222.47	654.93	422,877.40	0.00
TOTAL ACQUISITIONS			420,672.66				422,222.47	654.93	422,877.40	0.00
DISPOSITIONS										
Sale	08/04/2022	3137EAEN5	200,000.00	FHLMC Note 2.75% Due 6/19/2023	99.582	2.88%	199,164.00	687.50	199,851.50	-629.48
Sale	08/11/2022	31846V203	44,998.02	First American Govt Obligation Fund Class Y	1.000	1.39%	44,998.02	0.00	44,998.02	0.00
Sale	08/24/2022	24422EUA5	150,000.00	John Deere Capital Corp Note 2.7% Due 1/6/2023	99.899	3.20%	149,848.50	540.00	150,388.50	102.52
Subtotal			394,998.02				394,010.52	1,227.50	395,238.02	-526.96
Paydown	08/15/2022	43815BAC4	0.00	Honda Auto Receivables Trust 2022-1 A3 1.88% Due 5/15/2026	100.000		0.00	101.83	101.83	0.00
Paydown	08/15/2022	448977AD0	0.00	Hyundai Auto Receivables Trust 2022-A A3 2.22% Due 10/15/2026	100.000		0.00	64.75	64.75	0.00

Small Cities Organized Risk Effort

Account #590

Transaction Ledger

As of August 31, 2022



Transaction Type	Settlement Date	CUSIP	Quantity	Security Description	Price	Acq/Disp Yield	Amount	Interest Pur/Sold	Total Amount	Gain/Loss
DISPOSITIONS										
Paydown	08/15/2022	44933LAC7	0.00	Hyundai Auto Receivables Trust 2021-A A3 0.38% Due 9/15/2025	100.000		0.00	15.83	15.83	0.00
Paydown	08/15/2022	44934KAC8	0.00	Hyundai Auto Receivables Trust 2021-B A3 0.38% Due 1/15/2026	100.000		0.00	34.83	34.83	0.00
Paydown	08/15/2022	44935FAD6	0.00	Hyundai Auto Receivables Trust 2021-C A3 0.74% Due 5/15/2026	100.000		0.00	18.50	18.50	0.00
Paydown	08/15/2022	47787JAC2	0.00	John Deere Owner Trust 2022-A A3 2.32% Due 9/16/2026	100.000		0.00	96.67	96.67	0.00
Paydown	08/15/2022	47787NAC3	701.29	John Deere Owner Trust 2020-B A3 0.51% Due 11/15/2024	100.000		701.29	3.73	705.02	0.00
Paydown	08/15/2022	47788UAC6	0.00	John Deere Owner Trust 2021-A A3 0.36% Due 9/15/2025	100.000		0.00	13.50	13.50	0.00
Paydown	08/15/2022	47789QAC4	0.00	John Deere Owner Trust 2021-B A3 0.52% Due 3/16/2026	100.000		0.00	21.67	21.67	0.00
Paydown	08/15/2022	58769KAD6	0.00	Mercedes-Benz Auto Lease Trust 2021-B A3 0.4% Due 11/15/2024	100.000		0.00	20.00	20.00	0.00
Paydown	08/15/2022	65479JAD5	3,437.22	Nissan Auto Receivables Owner 2019-C A3 1.93% Due 7/15/2024	100.000		3,437.22	43.45	3,480.67	0.00
Paydown	08/15/2022	89232HAC9	5,905.83	Toyota Auto Receivable Own 2020-A A3 1.66% Due 5/15/2024	100.000		5,905.83	71.31	5,977.14	0.00
Paydown	08/15/2022	89237VAB5	3,115.90	Toyota Auto Receivables Trust 2020-C A3 0.44% Due 10/15/2024	100.000		3,115.90	13.57	3,129.47	0.00
Paydown	08/15/2022	89238FAD5	0.00	Toyota Auto Receivables OT 2022-B A3 2.93% Due 9/15/2026	100.000		0.00	109.88	109.88	0.00
Paydown	08/15/2022	89240BAC2	1,728.50	Toyota Auto Receivables Owners 2021-A A3 0.26% Due 5/15/2025	100.000		1,728.50	6.26	1,734.76	0.00

Small Cities Organized Risk Effort

Account #590

Transaction Ledger

As of August 31, 2022



Transaction Type	Settlement Date	CUSIP	Quantity	Security Description	Price	Acq/Disp Yield	Amount	Interest Pur/Sold	Total Amount	Gain/Loss
DISPOSITIONS										
Paydown	08/16/2022	362554AC1	0.00	GM Financial Securitized Term 2021-4 A3 0.68% Due 9/16/2026	100.000		0.00	17.00	17.00	0.00
Paydown	08/16/2022	362585AC5	0.00	GM Financial Securitized ART 2022-2 A3 3.1% Due 2/16/2027	100.000		0.00	103.33	103.33	0.00
Paydown	08/16/2022	380146AC4	0.00	GM Financial Auto Receivables 2022-1 A3 1.26% Due 11/16/2026	100.000		0.00	26.25	26.25	0.00
Paydown	08/18/2022	43813KAC6	3,803.22	Honda Auto Receivables Trust 2020-3 A3 0.37% Due 10/18/2024	100.000		3,803.22	15.54	3,818.76	0.00
Paydown	08/22/2022	36265MAC9	0.00	GM Financial Auto Lease Trust 2022-1 A3 1.9% Due 3/20/2025	100.000		0.00	126.67	126.67	0.00
Paydown	08/22/2022	36266FAC3	0.00	GM Financial Auto Lease Trust 2022-2 A3 3.42% Due 6/20/2025	100.000		0.00	142.50	142.50	0.00
Paydown	08/22/2022	43815GAC3	0.00	Honda Auto Receivables Trust 2021-4 A3 0.88% Due 1/21/2026	100.000		0.00	29.33	29.33	0.00
Paydown	08/25/2022	05601XAC3	0.00	BMW Vehicle Lease Trust 2022-1 A3 1.1% Due 3/25/2025	100.000		0.00	36.67	36.67	0.00
Paydown	08/25/2022	05602RAD3	0.00	BMW Vehicle Owner Trust 2022-A A3 3.21% Due 8/25/2026	100.000		0.00	107.00	107.00	0.00
Paydown	08/25/2022	09690AAC7	0.00	BMW Vehicle Lease Trust 2021-2 A3 0.33% Due 12/26/2024	100.000		0.00	9.63	9.63	0.00
Subtotal			18,691.96				18,691.96	1,249.70	19,941.66	0.00
Security Withdrawal	08/04/2022	31846V203	1,172.72	First American Govt Obligation Fund Class Y	1.000		1,172.72	0.00	1,172.72	0.00



Transaction Type	Settlement Date	CUSIP	Quantity	Security Description	Price	Acq/Disp Yield	Amount	Interest Pur/Sold	Total Amount	Gain/Loss
DISPOSITIONS										
Security Withdrawal	08/25/2022	31846V203	104.17	First American Govt Obligation Fund Class Y	1.000		104.17	0.00	104.17	0.00
Subtotal			1,276.89				1,276.89	0.00	1,276.89	0.00
TOTAL DISPOSITIONS			414,966.87				413,979.37	2,477.20	416,456.57	-526.96

OTHER TRANSACTIONS										
Interest	08/05/2022	3135G0V34	125,000.00	FNMA Note 2.5% Due 2/5/2024	0.000		1,562.50	0.00	1,562.50	0.00
Interest	08/06/2022	857477BR3	40,000.00	State Street Bank Callable Note Cont 2/6/2025 1.746% Due 2/6/2026	0.000		347.26	0.00	347.26	0.00
Interest	08/12/2022	3137EAEP0	260,000.00	FHLMC Note 1.5% Due 2/12/2025	0.000		1,950.00	0.00	1,950.00	0.00
Interest	08/15/2022	912828J27	175,000.00	US Treasury Note 2% Due 2/15/2025	0.000		1,750.00	0.00	1,750.00	0.00
Interest	08/25/2022	3135G05X7	220,000.00	FNMA Note 0.375% Due 8/25/2025	0.000		412.50	0.00	412.50	0.00
Interest	08/31/2022	912828ZC7	50,000.00	US Treasury Note 1.125% Due 2/28/2025	0.000		281.25	0.00	281.25	0.00
Interest	08/31/2022	91282CCW9	350,000.00	US Treasury Note 0.75% Due 8/31/2026	0.000		1,312.50	0.00	1,312.50	0.00
Subtotal			1,220,000.00				7,616.01	0.00	7,616.01	0.00



Transaction Type	Settlement Date	CUSIP	Quantity	Security Description	Price	Acq/Disp Yield	Amount	Interest Pur/Sold	Total Amount	Gain/Loss
OTHER TRANSACTIONS										
Dividend	08/01/2022	31846V203	127,329.04	First American Govt Obligation Fund Class Y	0.000		81.71	0.00	81.71	0.00
Subtotal			127,329.04				81.71	0.00	81.71	0.00
TOTAL OTHER TRANSACTIONS			1,347,329.04				7,697.72	0.00	7,697.72	0.00

Small Cities Organized Risk Effort

Account #590

Income Earned

As of August 31, 2022



CUSIP	Security Description	Trade Date Settle Date Units	Book Value: Begin Book Value: Acq Book Value: Disp Book Value: End	Prior Accrued Inc. Received Ending Accrued Total Interest	Accr. Of Discount Amort. Of Premium Net Accret/Amort Income Earned	Total Income
FIXED INCOME						
00440EAS6	Chubb INA Holdings Inc Note 3.15% Due 03/15/2025	02/24/2021 02/26/2021 140,000.00	148,352.45 0.00 0.00 148,081.89	1,666.00 0.00 2,033.50 367.50	0.00 270.56 (270.56) 96.94	96.94
023135BW5	Amazon.com Inc Note 0.45% Due 05/12/2024	05/10/2021 05/12/2021 95,000.00	94,917.74 0.00 0.00 94,921.66	93.81 0.00 129.44 35.63	3.92 0.00 3.92 39.55	39.55
023135CF1	Amazon.com Inc Callable Note Cont 3/13/2027 3.3% Due 04/13/2027	04/25/2022 04/27/2022 75,000.00	74,877.12 0.00 0.00 74,879.34	742.50 0.00 948.75 206.25	2.22 0.00 2.22 208.47	208.47
02665WCZ2	American Honda Finance Note 2.4% Due 06/27/2024	07/10/2019 07/12/2019 150,000.00	149,759.17 0.00 0.00 149,769.90	340.00 0.00 640.00 300.00	10.73 0.00 10.73 310.73	310.73
037833CU2	Apple Inc Callable Note Cont 3/11/2024 2.85% Due 05/11/2024	05/17/2019 05/21/2019 150,000.00	150,297.35 0.00 0.00 150,281.67	950.00 0.00 1,306.25 356.25	0.00 15.68 (15.68) 340.57	340.57
05601XAC3	BMW Vehicle Lease Trust 2022-1 A3 1.1% Due 03/25/2025	01/11/2022 01/19/2022 40,000.00	39,995.48 0.00 0.00 39,995.71	7.33 36.67 7.33 36.67	0.23 0.00 0.23 36.90	36.90
05602RAD3	BMW Vehicle Owner Trust 2022-A A3 3.21% Due 08/25/2026	05/10/2022 05/18/2022 40,000.00	39,998.06 0.00 0.00 39,998.11	21.40 107.00 21.40 107.00	0.05 0.00 0.05 107.05	107.05
06051GHF9	Bank of America Corp Callable Note 1X 3/5/2023 3.55% Due 03/05/2024	03/06/2019 03/08/2019 133,000.00	133,102.85 0.00 0.00 133,088.09	1,914.83 0.00 2,308.29 393.46	0.00 14.76 (14.76) 378.70	378.70
06051GJD2	Bank of America Corp Callable Note Cont 6/19/2025 1.319% Due 06/19/2026	09/16/2021 09/20/2021 50,000.00	50,128.93 0.00 0.00 50,125.14	76.94 0.00 131.90 54.96	0.00 3.79 (3.79) 51.17	51.17

Small Cities Organized Risk Effort

Account #590

Income Earned

As of August 31, 2022



CUSIP	Security Description	Trade Date Settle Date Units	Book Value: Begin Book Value: Acq Book Value: Disp Book Value: End	Prior Accrued Inc. Received Ending Accrued Total Interest	Accr. Of Discount Amort. Of Premium Net Accret/Amort Income Earned	Total Income
06367WB85	Bank of Montreal Note 1.85% Due 05/01/2025	03/24/2021 03/26/2021 150,000.00	152,821.86 0.00 0.00 152,734.73	693.75 0.00 925.00 231.25	0.00 87.13 (87.13) 144.12	144.12
084664CZ2	Berkshire Hathaway Callable Note Cont 2/15/2027 2.3% Due 03/15/2027	03/07/2022 03/15/2022 115,000.00	114,979.81 0.00 0.00 114,980.18	999.22 0.00 1,219.64 220.42	0.37 0.00 0.37 220.79	220.79
084670BR8	Berkshire Hathaway Callable Note Cont 1/15/2023 2.75% Due 03/15/2023	04/20/2018 04/24/2018 150,000.00	149,551.67 0.00 0.00 149,613.17	1,558.33 0.00 1,902.08 343.75	61.50 0.00 61.50 405.25	405.25
09690AAC7	BMW Vehicle Lease Trust 2021-2 A3 0.33% Due 12/26/2024	09/08/2021 09/15/2021 35,000.00	34,997.78 0.00 0.00 34,997.91	1.93 9.63 1.93 9.63	0.13 0.00 0.13 9.76	9.76
14913R2V8	Caterpillar Financial Service Note 3.4% Due 05/13/2025	05/10/2022 05/13/2022 55,000.00	54,935.25 0.00 0.00 54,937.22	405.17 0.00 561.00 155.83	1.97 0.00 1.97 157.80	157.80
14913R3A3	Caterpillar Financial Service Note 3.6% Due 08/12/2027	08/22/2022 08/24/2022 95,000.00	0.00 94,090.85 0.00 94,094.86	0.00 (114.00) 180.50 66.50	4.01 0.00 4.01 70.51	70.51
24422EUA5	John Deere Capital Corp Note Due 01/06/2023	03/08/2018 03/12/2018 0.00	149,702.71 0.00 149,745.98 0.00	281.25 540.00 0.00 258.75	43.27 0.00 43.27 302.02	302.02
30231GBH4	Exxon Mobil Corp Callable Note Cont 2/19/2025 2.992% Due 03/19/2025	01/20/2021 01/22/2021 140,000.00	147,978.43 0.00 0.00 147,713.34	1,535.89 0.00 1,884.96 349.07	0.00 265.09 (265.09) 83.98	83.98
3130A0F70	FHLB Note 3.375% Due 12/08/2023	12/31/2018 12/31/2018 150,000.00	151,225.96 0.00 0.00 151,149.03	745.31 0.00 1,167.19 421.88	0.00 76.93 (76.93) 344.95	344.95

Small Cities Organized Risk Effort

Account #590

Income Earned

As of August 31, 2022



CUSIP	Security Description	Trade Date Settle Date Units	Book Value: Begin Book Value: Acq Book Value: Disp Book Value: End	Prior Accrued Inc. Received Ending Accrued Total Interest	Accr. Of Discount Amort. Of Premium Net Accret/Amort Income Earned	Total Income
3130A1XJ2	FHLB Note 2.875% Due 06/14/2024	Various Various 230,000.00	233,715.70 0.00 0.00 233,547.06	863.30 0.00 1,414.34 551.04	0.00 168.64 (168.64) 382.40	382.40
3130A2UW4	FHLB Note 2.875% Due 09/13/2024	Various Various 200,000.00	204,928.67 0.00 0.00 204,731.27	2,204.16 0.00 2,683.34 479.18	0.00 197.40 (197.40) 281.78	281.78
3130A4CH3	FHLB Note 2.375% Due 03/14/2025	03/19/2020 03/20/2020 225,000.00	231,827.65 0.00 0.00 231,606.25	2,033.59 0.00 2,478.91 445.32	0.00 221.40 (221.40) 223.92	223.92
313383YJ4	FHLB Note 3.375% Due 09/08/2023	Various Various 250,000.00	250,827.67 0.00 0.00 250,764.00	3,351.57 0.00 4,054.69 703.12	0.00 63.67 (63.67) 639.45	639.45
3133EKWV4	FFCB Note 1.85% Due 07/26/2024	08/13/2019 08/14/2019 150,000.00	150,580.80 0.00 0.00 150,555.97	38.54 0.00 269.79 231.25	0.00 24.83 (24.83) 206.42	206.42
3135G03U5	FNMA Note 0.625% Due 04/22/2025	04/22/2020 04/24/2020 105,000.00	104,882.01 0.00 0.00 104,885.68	180.47 0.00 235.16 54.69	3.67 0.00 3.67 58.36	58.36
3135G04Z3	FNMA Note 0.5% Due 06/17/2025	06/17/2020 06/19/2020 260,000.00	259,689.89 0.00 0.00 259,699.03	158.89 0.00 267.22 108.33	9.14 0.00 9.14 117.47	117.47
3135G05G4	FNMA Note 0.25% Due 07/10/2023	07/08/2020 07/10/2020 135,000.00	134,909.08 0.00 0.00 134,917.30	19.69 0.00 47.81 28.12	8.22 0.00 8.22 36.34	36.34
3135G05X7	FNMA Note 0.375% Due 08/25/2025	08/25/2020 08/27/2020 220,000.00	219,367.79 0.00 0.00 219,385.29	357.50 412.50 13.75 68.75	17.50 0.00 17.50 86.25	86.25

Small Cities Organized Risk Effort

Account #590

Income Earned

As of August 31, 2022



CUSIP	Security Description	Trade Date Settle Date Units	Book Value: Begin Book Value: Acq Book Value: Disp Book Value: End	Prior Accrued Inc. Received Ending Accrued Total Interest	Accr. Of Discount Amort. Of Premium Net Accret/Amort Income Earned	Total Income
3135G06G3	FNMA Note 0.5% Due 11/07/2025	11/09/2020 11/12/2020 215,000.00	214,495.32 0.00 0.00 214,508.42	250.83 0.00 340.42 89.59	13.10 0.00 13.10 102.69	102.69
3135G0V34	FNMA Note 2.5% Due 02/05/2024	02/27/2019 02/28/2019 125,000.00	124,853.16 0.00 0.00 124,861.39	1,527.78 1,562.50 225.69 260.41	8.23 0.00 8.23 268.64	268.64
3135G0W66	FNMA Note 1.625% Due 10/15/2024	11/08/2019 11/12/2019 175,000.00	174,349.24 0.00 0.00 174,374.27	837.33 0.00 1,074.31 236.98	25.03 0.00 25.03 262.01	262.01
3135G0X24	FNMA Note 1.625% Due 01/07/2025	Various Various 235,000.00	237,426.32 0.00 0.00 237,341.81	254.58 0.00 572.82 318.24	4.88 89.39 (84.51) 233.73	233.73
3137EAEN5	FHLMC Note Due 06/19/2023	07/16/2018 07/17/2018 0.00	199,791.54 0.00 199,793.48 0.00	641.67 687.50 0.00 45.83	1.94 0.00 1.94 47.77	47.77
3137EAEP0	FHLMC Note 1.5% Due 02/12/2025	02/13/2020 02/14/2020 260,000.00	259,898.42 0.00 0.00 259,901.82	1,830.83 1,950.00 205.83 325.00	3.40 0.00 3.40 328.40	328.40
3137EAEU9	FHLMC Note 0.375% Due 07/21/2025	07/21/2020 07/23/2020 140,000.00	139,585.27 0.00 0.00 139,597.12	14.58 0.00 58.33 43.75	11.85 0.00 11.85 55.60	55.60
3137EAEX3	FHLMC Note 0.375% Due 09/23/2025	09/23/2020 09/25/2020 200,000.00	199,620.78 0.00 0.00 199,631.01	266.67 0.00 329.17 62.50	10.23 0.00 10.23 72.73	72.73
362554AC1	GM Financial Securitized Term 2021-4 A3 0.68% Due 09/16/2026	10/13/2021 10/21/2021 30,000.00	29,999.41 0.00 0.00 29,999.43	8.50 17.00 8.50 17.00	0.02 0.00 0.02 17.02	17.02

Small Cities Organized Risk Effort

Account #590

Income Earned

As of August 31, 2022



CUSIP	Security Description	Trade Date Settle Date Units	Book Value: Begin Book Value: Acq Book Value: Disp Book Value: End	Prior Accrued Inc. Received Ending Accrued Total Interest	Accr. Of Discount Amort. Of Premium Net Accret/Amort Income Earned	Total Income
362585AC5	GM Financial Securitized ART 2022-2 A3 3.1% Due 02/16/2027	04/05/2022 04/13/2022 40,000.00	39,992.37 0.00 0.00 39,992.58	51.67 103.33 51.67 103.33	0.21 0.00 0.21 103.54	103.54
36265MAC9	GM Financial Auto Lease Trust 2022-1 A3 1.9% Due 03/20/2025	02/15/2022 02/23/2022 80,000.00	79,999.45 0.00 0.00 79,999.48	46.44 126.67 46.44 126.67	0.03 0.00 0.03 126.70	126.70
36266FAC3	GM Financial Auto Lease Trust 2022-2 A3 3.42% Due 06/20/2025	05/03/2022 05/11/2022 50,000.00	49,995.32 0.00 0.00 49,995.52	52.25 142.50 52.25 142.50	0.20 0.00 0.20 142.70	142.70
380146AC4	GM Financial Auto Receivables 2022-1 A3 1.26% Due 11/16/2026	01/11/2022 01/19/2022 25,000.00	24,998.18 0.00 0.00 24,998.23	13.13 26.25 13.13 26.25	0.05 0.00 0.05 26.30	26.30
43813KAC6	Honda Auto Receivables Trust 2020-3 A3 0.37% Due 10/18/2024	09/22/2020 09/29/2020 46,602.93	50,403.08 0.00 3,803.22 46,600.28	6.73 15.54 6.23 15.04	0.42 0.00 0.42 15.46	15.46
43815BAC4	Honda Auto Receivables Trust 2022-1 A3 1.88% Due 05/15/2026	02/15/2022 02/23/2022 65,000.00	64,991.54 0.00 0.00 64,991.80	54.31 101.83 54.31 101.83	0.26 0.00 0.26 102.09	102.09
43815GAC3	Honda Auto Receivables Trust 2021-4 A3 0.88% Due 01/21/2026	11/16/2021 11/24/2021 40,000.00	39,993.35 0.00 0.00 39,993.57	9.78 29.33 9.78 29.33	0.22 0.00 0.22 29.55	29.55
448977AD0	Hyundai Auto Receivables Trust 2022-A A3 2.22% Due 10/15/2026	03/09/2022 03/16/2022 35,000.00	34,998.81 0.00 0.00 34,998.84	34.53 64.75 34.53 64.75	0.03 0.00 0.03 64.78	64.78
44933LAC7	Hyundai Auto Receivables Trust 2021-A A3 0.38% Due 09/15/2025	04/20/2021 04/28/2021 50,000.00	49,996.91 0.00 0.00 49,997.06	8.44 15.83 8.44 15.83	0.15 0.00 0.15 15.98	15.98

Small Cities Organized Risk Effort

Account #590

Income Earned

As of August 31, 2022



CUSIP	Security Description	Trade Date Settle Date Units	Book Value: Begin Book Value: Acq Book Value: Disp Book Value: End	Prior Accrued Inc. Received Ending Accrued Total Interest	Accr. Of Discount Amort. Of Premium Net Accret/Amort Income Earned	Total Income
44934KAC8	Hyundai Auto Receivables Trust 2021-B A3 0.38% Due 01/15/2026	07/20/2021 07/28/2021 110,000.00	109,983.54 0.00 0.00 109,984.20	18.58 34.83 18.58 34.83	0.66 0.00 0.66 35.49	35.49
44935FAD6	Hyundai Auto Receivables Trust 2021-C A3 0.74% Due 05/15/2026	11/09/2021 11/17/2021 30,000.00	29,994.79 0.00 0.00 29,994.97	9.87 18.50 9.87 18.50	0.18 0.00 0.18 18.68	18.68
4581X0CZ9	Inter-American Dev Bank Note 1.75% Due 09/14/2022	11/28/2017 11/30/2017 100,000.00	99,951.37 0.00 0.00 99,985.63	665.97 0.00 811.81 145.84	34.26 0.00 34.26 180.10	180.10
4581X0DZ8	Inter-American Dev Bank Note 0.5% Due 09/23/2024	09/15/2021 09/23/2021 190,000.00	189,899.42 0.00 0.00 189,903.40	337.78 0.00 416.94 79.16	3.98 0.00 3.98 83.14	83.14
4581X0EE4	Inter-American Dev Bank Note 3.25% Due 07/01/2024	06/22/2022 07/01/2022 85,000.00	84,991.86 0.00 0.00 84,992.22	230.21 0.00 460.42 230.21	0.36 0.00 0.36 230.57	230.57
459058JB0	Intl. Bank Recon & Development Note 0.625% Due 04/22/2025	04/15/2020 04/22/2020 130,000.00	129,725.86 0.00 0.00 129,734.40	223.44 0.00 291.15 67.71	8.54 0.00 8.54 76.25	76.25
459058JL8	Intl. Bank Recon & Development Note 0.5% Due 10/28/2025	10/21/2020 10/28/2020 180,000.00	179,868.11 0.00 0.00 179,871.57	232.50 0.00 307.50 75.00	3.46 0.00 3.46 78.46	78.46
46647PAU0	JP Morgan Chase & Co Callable Note 1X 7/23/2023 3.797% Due 07/23/2024	09/12/2019 09/16/2019 150,000.00	152,008.01 0.00 0.00 151,833.15	126.57 0.00 601.19 474.62	0.00 174.86 (174.86) 299.76	299.76
46647PBK1	JP Morgan Chase & Co Callable Note Cont 4/22/2025 2.083% Due 04/22/2026	09/16/2021 09/20/2021 50,000.00	51,211.09 0.00 0.00 51,173.36	286.41 0.00 373.20 86.79	0.00 37.73 (37.73) 49.06	49.06

Small Cities Organized Risk Effort

Account #590

Income Earned

As of August 31, 2022



CUSIP	Security Description	Trade Date Settle Date Units	Book Value: Begin Book Value: Acq Book Value: Disp Book Value: End	Prior Accrued Inc. Received Ending Accrued Total Interest	Accr. Of Discount Amort. Of Premium Net Accret/Amort Income Earned	Total Income
47787JAC2	John Deere Owner Trust 2022-A A3 2.32% Due 09/16/2026	03/10/2022 03/16/2022 50,000.00	49,990.13 0.00 0.00 49,990.40	51.56 96.67 51.56 96.67	0.27 0.00 0.27 96.94	96.94
47787NAC3	John Deere Owner Trust 2020-B A3 0.51% Due 11/15/2024	07/14/2020 07/22/2020 8,067.03	8,767.76 0.00 701.29 8,066.55	1.99 3.73 1.83 3.57	0.08 0.00 0.08 3.65	3.65
47788UAC6	John Deere Owner Trust 2021-A A3 0.36% Due 09/15/2025	03/02/2021 03/10/2021 45,000.00	44,994.70 0.00 0.00 44,994.90	7.20 13.50 7.20 13.50	0.20 0.00 0.20 13.70	13.70
47789QAC4	John Deere Owner Trust 2021-B A3 0.52% Due 03/16/2026	07/13/2021 07/21/2021 50,000.00	49,996.80 0.00 0.00 49,996.90	11.56 21.67 11.56 21.67	0.10 0.00 0.10 21.77	21.77
47800AAC4	John Deere Owner Trust 2022-B A3 3.74% Due 02/16/2027	07/12/2022 07/20/2022 50,000.00	49,995.27 0.00 0.00 49,995.39	57.14 0.00 212.97 155.83	0.12 0.00 0.12 155.95	155.95
58769KAD6	Mercedes-Benz Auto Lease Trust 2021-B A3 0.4% Due 11/15/2024	06/22/2021 06/29/2021 60,000.00	59,997.41 0.00 0.00 59,997.56	10.67 20.00 10.67 20.00	0.15 0.00 0.15 20.15	20.15
58933YAF2	Merck & Co Note 2.8% Due 05/18/2023	10/26/2018 10/30/2018 150,000.00	149,327.47 0.00 0.00 149,399.36	851.67 0.00 1,201.67 350.00	71.89 0.00 71.89 421.89	421.89
61772BAB9	Morgan Stanley Callable Note Cont 5/4/2026 1.593% Due 05/04/2027	Various Various 150,000.00	134,301.69 0.00 0.00 134,581.85	577.46 0.00 776.59 199.13	280.16 0.00 280.16 479.29	479.29
63743HFE7	National Rural Utilities Note 3.45% Due 06/15/2025	Various Various 85,000.00	84,769.87 0.00 0.00 84,776.67	708.69 0.00 953.07 244.38	6.80 0.00 6.80 251.18	251.18

Small Cities Organized Risk Effort

Account #590

Income Earned

As of August 31, 2022



CUSIP	Security Description	Trade Date Settle Date Units	Book Value: Begin Book Value: Acq Book Value: Disp Book Value: End	Prior Accrued Inc. Received Ending Accrued Total Interest	Accr. Of Discount Amort. Of Premium Net Accret/Amort Income Earned	Total Income
65479JAD5	Nissan Auto Receivables Owner 2019-C A3 1.93% Due 07/15/2024	10/16/2019 10/23/2019 23,576.70	27,013.33 0.00 3,437.22 23,576.21	23.17 43.45 20.22 40.50	0.10 0.00 0.10 40.60	40.60
747525AF0	Qualcomm Inc Callable Note Cont 2/20/2025 3.45% Due 05/20/2025	05/27/2020 05/29/2020 140,000.00	148,833.61 0.00 0.00 148,565.92	952.58 0.00 1,355.08 402.50	0.00 267.69 (267.69) 134.81	134.81
78015K7H1	Royal Bank of Canada Note 1.15% Due 06/10/2025	12/22/2021 12/27/2021 150,000.00	148,832.64 0.00 0.00 148,867.30	244.38 0.00 388.13 143.75	34.66 0.00 34.66 178.41	178.41
79466LAG9	Salesforce.com Inc Callable Note Cont 7/15/2022 0.625% Due 07/15/2024	06/29/2021 07/12/2021 25,000.00	24,991.72 0.00 0.00 24,992.08	6.94 0.00 19.97 13.03	0.36 0.00 0.36 13.39	13.39
808513BY0	Charles Schwab Corp Callable Note Cont 2/3/2027 2.45% Due 03/03/2027	Various Various 150,000.00	147,873.36 0.00 0.00 147,912.71	1,510.83 0.00 1,817.08 306.25	39.35 0.00 39.35 345.60	345.60
857477BR3	State Street Bank Callable Note Cont 2/6/2025 1.746% Due 02/06/2026	02/02/2022 02/07/2022 40,000.00	40,000.00 0.00 0.00 40,000.00	337.56 347.26 48.50 58.20	0.00 0.00 0.00 58.20	58.20
87612EBM7	Target Corp Callable Note Cont 12/15/2026 1.95% Due 01/15/2027	01/19/2022 01/24/2022 70,000.00	69,893.38 0.00 0.00 69,895.41	60.67 0.00 174.42 113.75	2.03 0.00 2.03 115.78	115.78
89114QCB2	Toronto Dominion Bank Note 3.25% Due 03/11/2024	03/26/2019 03/28/2019 135,000.00	135,595.57 0.00 0.00 135,564.17	1,706.25 0.00 2,071.88 365.63	0.00 31.40 (31.40) 334.23	334.23
89232HAC9	Toyota Auto Receivable Own 2020-A A3 1.66% Due 05/15/2024	06/17/2020 06/19/2020 45,640.04	52,089.87 0.00 5,905.83 46,098.85	38.03 71.31 33.67 66.95	0.00 85.19 (85.19) (18.24)	(18.24)

Small Cities Organized Risk Effort

Account #590

Income Earned

As of August 31, 2022



CUSIP	Security Description	Trade Date Settle Date Units	Book Value: Begin Book Value: Acq Book Value: Disp Book Value: End	Prior Accrued Inc. Received Ending Accrued Total Interest	Accr. Of Discount Amort. Of Premium Net Accret/Amort Income Earned	Total Income
89236TJK2	Toyota Motor Credit Corp Note 1.125% Due 06/18/2026	06/15/2021 06/18/2021 130,000.00	129,955.61 0.00 0.00 129,956.58	174.69 0.00 296.56 121.87	0.97 0.00 0.97 122.84	122.84
89237VAB5	Toyota Auto Receivables Trust 2020-C A3 0.44% Due 10/15/2024	07/21/2020 07/27/2020 33,881.68	36,996.09 0.00 3,115.90 33,880.37	7.24 13.57 6.63 12.96	0.18 0.00 0.18 13.14	13.14
89238FAD5	Toyota Auto Receivables OT 2022-B A3 2.93% Due 09/15/2026	04/07/2022 04/13/2022 45,000.00	44,999.05 0.00 0.00 44,999.07	58.60 109.88 58.60 109.88	0.02 0.00 0.02 109.90	109.90
89240BAC2	Toyota Auto Receivables Owners 2021-A A3 0.26% Due 05/15/2025	02/02/2021 02/08/2021 27,148.97	28,874.66 0.00 1,728.50 27,146.47	3.34 6.26 3.14 6.06	0.31 0.00 0.31 6.37	6.37
9128283J7	US Treasury Note 2.125% Due 11/30/2024	Various Various 275,000.00	277,228.11 0.00 0.00 277,147.04	989.92 0.00 1,484.89 494.97	0.00 81.07 (81.07) 413.90	413.90
912828J27	US Treasury Note 2% Due 02/15/2025	03/04/2020 03/05/2020 175,000.00	180,602.42 0.00 0.00 180,415.48	1,614.64 1,750.00 161.68 297.04	0.00 186.94 (186.94) 110.10	110.10
912828R69	US Treasury Note 1.625% Due 05/31/2023	05/30/2018 05/31/2018 100,000.00	99,194.30 0.00 0.00 99,276.73	275.27 0.00 412.91 137.64	82.43 0.00 82.43 220.07	220.07
912828V80	US Treasury Note 2.25% Due 01/31/2024	04/04/2019 04/05/2019 175,000.00	174,821.41 0.00 0.00 174,831.51	10.70 0.00 342.39 331.69	10.10 0.00 10.10 341.79	341.79
912828WJ5	US Treasury Note 2.5% Due 05/15/2024	06/10/2019 06/11/2019 150,000.00	151,500.71 0.00 0.00 151,429.47	794.84 0.00 1,110.73 315.89	0.00 71.24 (71.24) 244.65	244.65

Small Cities Organized Risk Effort

Account #590

Income Earned

As of August 31, 2022



CUSIP	Security Description	Trade Date Settle Date Units	Book Value: Begin Book Value: Acq Book Value: Disp Book Value: End	Prior Accrued Inc. Received Ending Accrued Total Interest	Accr. Of Discount Amort. Of Premium Net Accret/Amort Income Earned	Total Income
912828YH7	US Treasury Note 1.5% Due 09/30/2024	Various Various 300,000.00	298,889.37 0.00 0.00 298,932.90	1,512.29 0.00 1,893.44 381.15	43.53 0.00 43.53 424.68	424.68
912828ZC7	US Treasury Note 1.125% Due 02/28/2025	03/19/2020 03/20/2020 50,000.00	50,517.52 0.00 0.00 50,500.49	235.39 281.25 1.55 47.41	0.00 17.03 (17.03) 30.38	30.38
91282CAZ4	US Treasury Note 0.375% Due 11/30/2025	12/29/2020 12/30/2020 300,000.00	300,063.53 0.00 0.00 300,061.91	190.57 0.00 285.86 95.29	0.00 1.62 (1.62) 93.67	93.67
91282CBC4	US Treasury Note 0.375% Due 12/31/2025	01/27/2021 01/28/2021 125,000.00	124,918.66 0.00 0.00 124,920.68	40.76 0.00 80.25 39.49	2.02 0.00 2.02 41.51	41.51
91282CBT7	US Treasury Note 0.75% Due 03/31/2026	03/30/2021 03/31/2021 300,000.00	298,239.69 0.00 0.00 298,280.47	756.15 0.00 946.72 190.57	40.78 0.00 40.78 231.35	231.35
91282CBW0	US Treasury Note 0.75% Due 04/30/2026	04/29/2021 04/30/2021 150,000.00	149,258.14 0.00 0.00 149,274.95	284.31 0.00 379.08 94.77	16.81 0.00 16.81 111.58	111.58
91282CCP4	US Treasury Note 0.625% Due 07/31/2026	08/10/2021 08/11/2021 125,000.00	124,045.55 0.00 0.00 124,065.82	2.12 0.00 67.93 65.81	20.27 0.00 20.27 86.08	86.08
91282CCW9	US Treasury Note 0.75% Due 08/31/2026	Various Various 350,000.00	346,865.22 0.00 0.00 346,930.39	1,098.51 1,312.50 7.25 221.24	65.17 0.00 65.17 286.41	286.41
91282CDG3	US Treasury Note 1.125% Due 10/31/2026	Various Various 325,000.00	323,165.90 0.00 0.00 323,202.53	924.00 0.00 1,232.01 308.01	36.63 0.00 36.63 344.64	344.64

Small Cities Organized Risk Effort

Account #590

Income Earned

As of August 31, 2022



CUSIP	Security Description	Trade Date Settle Date Units	Book Value: Begin Book Value: Acq Book Value: Disp Book Value: End	Prior Accrued Inc. Received Ending Accrued Total Interest	Accr. Of Discount Amort. Of Premium Net Accret/Amort Income Earned	Total Income
91282CEN7	US Treasury Note 2.75% Due 04/30/2027	Various Various 340,000.00	332,410.52 0.00 0.00 332,546.27	2,362.91 0.00 3,150.54 787.63	135.75 0.00 135.75 923.38	923.38
91282CEW7	US Treasury Note 3.25% Due 06/30/2027	08/03/2022 08/04/2022 175,000.00	0.00 177,460.94 0.00 177,422.47	0.00 (540.93) 973.68 432.75	0.00 38.47 (38.47) 394.28	394.28
91324PEC2	United Health Group Inc Callable Note Cont 4/15/2026 1.15% Due 05/15/2026	Various Various 175,000.00	173,294.17 0.00 0.00 173,332.36	424.87 0.00 592.57 167.70	39.90 1.71 38.19 205.89	205.89
92348KAV5	Verizon Master Trust 2022-5 A1A 3.72% Due 07/20/2027	08/02/2022 08/11/2022 45,000.00	0.00 44,998.02 0.00 44,998.06	0.00 0.00 93.00 93.00	0.04 0.00 0.04 93.04	93.04
931142EK5	Wal-Mart Stores Callable Note Cont 5/26/2023 3.4% Due 06/26/2023	Various 06/27/2018 100,000.00	99,995.32 0.00 0.00 99,995.76	330.56 0.00 613.88 283.32	0.44 0.00 0.44 283.76	283.76
931142ER0	Wal-Mart Stores Callable Note Cont 08/17/2026 1.05% Due 09/17/2026	09/08/2021 09/17/2021 30,000.00	29,953.17 0.00 0.00 29,954.14	117.25 0.00 143.50 26.25	0.97 0.00 0.97 27.22	27.22
			11,874,428.10 316,549.81 368,231.42	48,650.03 9,438.28 56,711.54	1,231.21 2,494.22 (1,263.01)	
Total Fixed Income		11,802,917.35	11,821,483.48	17,499.79	16,236.78	16,236.78
CASH & EQUIVALENT						
3130AJHU6	FHLB Note 0.5% Due 04/14/2025	06/04/2020 06/05/2020 150,000.00	149,889.17 0.00 0.00 149,892.65	222.92 0.00 285.42 62.50	3.48 0.00 3.48 65.98	65.98

Income Earned

As of August 31, 2022



CUSIP	Security Description	Trade Date Settle Date Units	Book Value: Begin Book Value: Acq Book Value: Disp Book Value: End	Prior Accrued Inc. Received Ending Accrued Total Interest	Accr. Of Discount Amort. Of Premium Net Accret/Amort Income Earned	Total Income
31846V203	First American	Various	127,329.04	0.00	0.00	81.71
	Govt Obligation Fund Class Y	Various	105,672.66	81.71	0.00	
		186,726.79	46,274.91	0.00	0.00	
			186,726.79	81.71	81.71	
			277,218.21	222.92	3.48	
			105,672.66	81.71	0.00	
			46,274.91	285.42	3.48	
Total Cash & Equivalent		336,726.79	336,619.44	144.21	147.69	147.69
			12,151,646.31	48,872.95	1,234.69	
			422,222.47	9,519.99	2,494.22	
			414,506.33	56,996.96	(1,259.53)	
TOTAL PORTFOLIO		12,139,644.14	12,158,102.92	17,644.00	16,384.47	16,384.47

Small Cities Organized Risk Effort

Account #590

Cash Flow Report

As of August 31, 2022



Payment Date	Transaction Type	CUSIP	Quantity	Security Description	Principal Amount	Income	Total Amount
09/03/2022	Interest	808513BY0	150,000.00	Charles Schwab Corp Callable Note Cont 2/3/2027 2.45% Due 3/3/2027	0.00	1,837.50	1,837.50
09/05/2022	Interest	06051GHF9	133,000.00	Bank of America Corp Callable Note 1X 3/5/2023 3.55% Due 3/5/2024	0.00	2,360.75	2,360.75
09/08/2022	Interest	313383YJ4	250,000.00	FHLB Note 3.375% Due 9/8/2023	0.00	4,218.75	4,218.75
09/11/2022	Interest	89114QCB2	135,000.00	Toronto Dominion Bank Note 3.25% Due 3/11/2024	0.00	2,193.75	2,193.75
09/13/2022	Interest	3130A2UW4	200,000.00	FHLB Note 2.875% Due 9/13/2024	0.00	2,875.00	2,875.00
09/14/2022	Interest	3130A4CH3	225,000.00	FHLB Note 2.375% Due 3/14/2025	0.00	2,671.88	2,671.88
09/14/2022	Maturity	4581X0CZ9	100,000.00	Inter-American Dev Bank Note 1.75% Due 9/14/2022	100,000.00	875.00	100,875.00
09/15/2022	Interest	084670BR8	150,000.00	Berkshire Hathaway Callable Note Cont 1/15/2023 2.75% Due 3/15/2023	0.00	2,062.50	2,062.50
09/15/2022	Interest	00440EAS6	140,000.00	Chubb INA Holdings Inc Note 3.15% Due 3/15/2025	0.00	2,205.00	2,205.00
09/15/2022	Interest	084664CZ2	115,000.00	Berkshire Hathaway Callable Note Cont 2/15/2027 2.3% Due 3/15/2027	0.00	1,322.50	1,322.50
09/15/2022	Paydown	448977AD0	35,000.00	Hyundai Auto Receivables Trust 2022-A A3 2.22% Due 10/15/2026	0.00	64.75	64.75
09/15/2022	Paydown	44933LAC7	50,000.00	Hyundai Auto Receivables Trust 2021-A A3 0.38% Due 9/15/2025	0.00	15.83	15.83
09/15/2022	Paydown	44934KAC8	110,000.00	Hyundai Auto Receivables Trust 2021-B A3 0.38% Due 1/15/2026	0.00	34.83	34.83
09/15/2022	Paydown	47800AAC4	50,000.00	John Deere Owner Trust 2022-B A3 3.74% Due 2/16/2027	0.00	285.69	285.69
09/15/2022	Paydown	65479JAD5	23,576.70	Nissan Auto Receivables Owner 2019-C A3 1.93% Due 7/15/2024	999.93	37.92	1,037.85
09/15/2022	Paydown	89232HAC9	45,640.04	Toyota Auto Receivable Own 2020-A A3 1.66% Due 5/15/2024	3,061.97	63.14	3,125.11
09/15/2022	Paydown	47787JAC2	50,000.00	John Deere Owner Trust 2022-A A3 2.32% Due 9/16/2026	0.00	96.67	96.67

Small Cities Organized Risk Effort

Account #590

Cash Flow Report

As of August 31, 2022



Payment Date	Transaction Type	CUSIP	Quantity	Security Description	Principal Amount	Income	Total Amount
09/15/2022	Paydown	89237VAB5	33,881.68	Toyota Auto Receivables Trust 2020-C A3 0.44% Due 10/15/2024	1,297.18	12.42	1,309.60
09/15/2022	Paydown	89238FAD5	45,000.00	Toyota Auto Receivables OT 2022-B A3 2.93% Due 9/15/2026	0.00	109.88	109.88
09/15/2022	Paydown	43815BAC4	65,000.00	Honda Auto Receivables Trust 2022-1 A3 1.88% Due 5/15/2026	0.00	101.83	101.83
09/15/2022	Paydown	44935FAD6	30,000.00	Hyundai Auto Receivables Trust 2021-C A3 0.74% Due 5/15/2026	0.00	18.50	18.50
09/15/2022	Paydown	47787NAC3	8,067.03	John Deere Owner Trust 2020-B A3 0.51% Due 11/15/2024	473.04	3.43	476.47
09/15/2022	Paydown	47788UAC6	45,000.00	John Deere Owner Trust 2021-A A3 0.36% Due 9/15/2025	0.00	13.50	13.50
09/15/2022	Paydown	47789QAC4	50,000.00	John Deere Owner Trust 2021-B A3 0.52% Due 3/16/2026	0.00	21.67	21.67
09/15/2022	Paydown	58769KAD6	60,000.00	Mercedes-Benz Auto Lease Trust 2021-B A3 0.4% Due 11/15/2024	0.00	20.00	20.00
09/15/2022	Paydown	89240BAC2	27,148.97	Toyota Auto Receivables Owners 2021-A A3 0.26% Due 5/15/2025	1,424.72	5.88	1,430.60
09/16/2022	Paydown	362585AC5	40,000.00	GM Financial Securitized ART 2022-2 A3 3.1% Due 2/16/2027	0.00	103.33	103.33
09/16/2022	Paydown	380146AC4	25,000.00	GM Financial Auto Receivables 2022-1 A3 1.26% Due 11/16/2026	0.00	26.25	26.25
09/16/2022	Paydown	362554AC1	30,000.00	GM Financial Securitized Term 2021-4 A3 0.68% Due 9/16/2026	0.00	17.00	17.00
09/17/2022	Interest	931142ER0	30,000.00	Wal-Mart Stores Callable Note Cont 08/17/2026 1.05% Due 9/17/2026	0.00	157.50	157.50
09/18/2022	Paydown	43813KAC6	46,602.93	Honda Auto Receivables Trust 2020-3 A3 0.37% Due 10/18/2024	3,100.16	14.37	3,114.53
09/19/2022	Interest	30231GBH4	140,000.00	Exxon Mobil Corp Callable Note Cont 2/19/2025 2.992% Due 3/19/2025	0.00	2,094.40	2,094.40
09/20/2022	Paydown	36265MAC9	80,000.00	GM Financial Auto Lease Trust 2022-1 A3 1.9% Due 3/20/2025	0.00	126.67	126.67
09/20/2022	Paydown	92348KAV5	45,000.00	Verizon Master Trust 2022-5 A1A 3.72% Due 7/20/2027	0.00	181.35	181.35

Small Cities Organized Risk Effort

Account #590

Cash Flow Report

As of August 31, 2022



Payment Date	Transaction Type	CUSIP	Quantity	Security Description	Principal Amount	Income	Total Amount
09/20/2022	Paydown	36266FAC3	50,000.00	GM Financial Auto Lease Trust 2022-2 A3 3.42% Due 6/20/2025	0.00	142.50	142.50
09/21/2022	Paydown	43815GAC3	40,000.00	Honda Auto Receivables Trust 2021-4 A3 0.88% Due 1/21/2026	0.00	29.33	29.33
09/23/2022	Interest	3137EAEX3	200,000.00	FHLMC Note 0.375% Due 9/23/2025	0.00	375.00	375.00
09/23/2022	Interest	4581X0DZ8	190,000.00	Inter-American Dev Bank Note 0.5% Due 9/23/2024	0.00	475.00	475.00
09/25/2022	Paydown	05601XAC3	40,000.00	BMW Vehicle Lease Trust 2022-1 A3 1.1% Due 3/25/2025	0.00	36.67	36.67
09/25/2022	Paydown	05602RAD3	40,000.00	BMW Vehicle Owner Trust 2022-A A3 3.21% Due 8/25/2026	0.00	107.00	107.00
09/25/2022	Paydown	09690AAC7	35,000.00	BMW Vehicle Lease Trust 2021-2 A3 0.33% Due 12/26/2024	0.00	9.63	9.63
09/30/2022	Interest	91282CBT7	300,000.00	US Treasury Note 0.75% Due 3/31/2026	0.00	1,125.00	1,125.00
09/30/2022	Interest	912828YH7	300,000.00	US Treasury Note 1.5% Due 9/30/2024	0.00	2,250.00	2,250.00
SEP 2022					110,357.00	30,799.57	141,156.57
10/13/2022	Interest	023135CF1	75,000.00	Amazon.com Inc Callable Note Cont 3/13/2027 3.3% Due 4/13/2027	0.00	1,237.50	1,237.50
10/14/2022	Interest	3130AJHU6	150,000.00	FHLB Note 0.5% Due 4/14/2025	0.00	375.00	375.00
10/15/2022	Interest	3135G0W66	175,000.00	FNMA Note 1.625% Due 10/15/2024	0.00	1,421.88	1,421.88
10/15/2022	Paydown	47787NAC3	8,067.03	John Deere Owner Trust 2020-B A3 0.51% Due 11/15/2024	473.23	3.23	476.46
10/15/2022	Paydown	47789QAC4	50,000.00	John Deere Owner Trust 2021-B A3 0.52% Due 3/16/2026	0.00	21.67	21.67
10/15/2022	Paydown	89237VAB5	33,881.68	Toyota Auto Receivables Trust 2020-C A3 0.44% Due 10/15/2024	1,297.65	11.95	1,309.60
10/15/2022	Paydown	89240BAC2	27,148.97	Toyota Auto Receivables Owners 2021-A A3 0.26% Due 5/15/2025	1,425.18	5.57	1,430.75

Small Cities Organized Risk Effort

Account #590

Cash Flow Report

As of August 31, 2022



Payment Date	Transaction Type	CUSIP	Quantity	Security Description	Principal Amount	Income	Total Amount
10/15/2022	Paydown	44935FAD6	30,000.00	Hyundai Auto Receivables Trust 2021-C A3 0.74% Due 5/15/2026	0.00	18.50	18.50
10/15/2022	Paydown	58769KAD6	60,000.00	Mercedes-Benz Auto Lease Trust 2021-B A3 0.4% Due 11/15/2024	0.00	20.00	20.00
10/15/2022	Paydown	89232HAC9	45,640.04	Toyota Auto Receivable Own 2020-A A3 1.66% Due 5/15/2024	2,975.46	58.90	3,034.36
10/15/2022	Paydown	89238FAD5	45,000.00	Toyota Auto Receivables OT 2022-B A3 2.93% Due 9/15/2026	0.00	109.88	109.88
10/15/2022	Paydown	43815BAC4	65,000.00	Honda Auto Receivables Trust 2022-1 A3 1.88% Due 5/15/2026	0.00	101.83	101.83
10/15/2022	Paydown	44933LAC7	50,000.00	Hyundai Auto Receivables Trust 2021-A A3 0.38% Due 9/15/2025	0.00	15.83	15.83
10/15/2022	Paydown	47788UAC6	45,000.00	John Deere Owner Trust 2021-A A3 0.36% Due 9/15/2025	0.00	13.50	13.50
10/15/2022	Paydown	448977AD0	35,000.00	Hyundai Auto Receivables Trust 2022-A A3 2.22% Due 10/15/2026	0.00	64.75	64.75
10/15/2022	Paydown	44934KAC8	110,000.00	Hyundai Auto Receivables Trust 2021-B A3 0.38% Due 1/15/2026	0.00	34.83	34.83
10/15/2022	Paydown	47787JAC2	50,000.00	John Deere Owner Trust 2022-A A3 2.32% Due 9/16/2026	0.00	96.67	96.67
10/15/2022	Paydown	47800AAC4	50,000.00	John Deere Owner Trust 2022-B A3 3.74% Due 2/16/2027	0.00	155.83	155.83
10/15/2022	Paydown	65479JAD5	23,576.70	Nissan Auto Receivables Owner 2019-C A3 1.93% Due 7/15/2024	1,002.18	36.31	1,038.49
10/16/2022	Paydown	362554AC1	30,000.00	GM Financial Securitized Term 2021-4 A3 0.68% Due 9/16/2026	0.00	17.00	17.00
10/16/2022	Paydown	362585AC5	40,000.00	GM Financial Securitized ART 2022-2 A3 3.1% Due 2/16/2027	0.00	103.33	103.33
10/16/2022	Paydown	380146AC4	25,000.00	GM Financial Auto Receivables 2022-1 A3 1.26% Due 11/16/2026	0.00	26.25	26.25
10/18/2022	Paydown	43813KAC6	46,602.93	Honda Auto Receivables Trust 2020-3 A3 0.37% Due 10/18/2024	3,101.12	13.41	3,114.53
10/20/2022	Paydown	36266FAC3	50,000.00	GM Financial Auto Lease Trust 2022-2 A3 3.42% Due 6/20/2025	0.00	142.50	142.50

Small Cities Organized Risk Effort

Account #590

Cash Flow Report

As of August 31, 2022



Payment Date	Transaction Type	CUSIP	Quantity	Security Description	Principal Amount	Income	Total Amount
10/20/2022	Paydown	92348KAV5	45,000.00	Verizon Master Trust 2022-5 A1A 3.72% Due 7/20/2027	0.00	139.50	139.50
10/20/2022	Paydown	36265MAC9	80,000.00	GM Financial Auto Lease Trust 2022-1 A3 1.9% Due 3/20/2025	0.00	126.67	126.67
10/21/2022	Paydown	43815GAC3	40,000.00	Honda Auto Receivables Trust 2021-4 A3 0.88% Due 1/21/2026	0.00	29.33	29.33
10/22/2022	Interest	459058JB0	130,000.00	Intl. Bank Recon & Development Note 0.625% Due 4/22/2025	0.00	406.25	406.25
10/22/2022	Interest	46647PBK1	50,000.00	JP Morgan Chase & Co Callable Note Cont 4/22/2025 2.083% Due 4/22/2026	0.00	520.75	520.75
10/22/2022	Interest	3135G03U5	105,000.00	FNMA Note 0.625% Due 4/22/2025	0.00	328.13	328.13
10/25/2022	Paydown	05602RAD3	40,000.00	BMW Vehicle Owner Trust 2022-A A3 3.21% Due 8/25/2026	0.00	107.00	107.00
10/25/2022	Paydown	05601XAC3	40,000.00	BMW Vehicle Lease Trust 2022-1 A3 1.1% Due 3/25/2025	0.00	36.67	36.67
10/25/2022	Paydown	09690AAC7	35,000.00	BMW Vehicle Lease Trust 2021-2 A3 0.33% Due 12/26/2024	0.00	9.63	9.63
10/28/2022	Interest	459058JL8	180,000.00	Intl. Bank Recon & Development Note 0.5% Due 10/28/2025	0.00	450.00	450.00
10/31/2022	Interest	91282CDG3	325,000.00	US Treasury Note 1.125% Due 10/31/2026	0.00	1,828.13	1,828.13
10/31/2022	Interest	91282CBW0	150,000.00	US Treasury Note 0.75% Due 4/30/2026	0.00	562.50	562.50
OCT 2022					10,274.82	8,650.68	18,925.50
11/01/2022	Interest	06367WB85	150,000.00	Bank of Montreal Note 1.85% Due 5/1/2025	0.00	1,387.50	1,387.50
11/04/2022	Interest	61772BAB9	150,000.00	Morgan Stanley Callable Note Cont 5/4/2026 1.593% Due 5/4/2027	0.00	1,194.76	1,194.76
11/07/2022	Interest	3135G06G3	215,000.00	FNMA Note 0.5% Due 11/7/2025	0.00	537.50	537.50
11/11/2022	Interest	037833CU2	150,000.00	Apple Inc Callable Note Cont 3/11/2024 2.85% Due 5/11/2024	0.00	2,137.50	2,137.50

Cash Flow Report

As of August 31, 2022



Payment Date	Transaction Type	CUSIP	Quantity	Security Description	Principal Amount	Income	Total Amount
11/12/2022	Interest	023135BW5	95,000.00	Amazon.com Inc Note 0.45% Due 5/12/2024	0.00	213.75	213.75
11/13/2022	Interest	14913R2V8	55,000.00	Caterpillar Financial Service Note 3.4% Due 5/13/2025	0.00	935.00	935.00
11/15/2022	Interest	912828WJ5	150,000.00	US Treasury Note 2.5% Due 5/15/2024	0.00	1,875.00	1,875.00
11/15/2022	Interest	91324PEC2	175,000.00	United Health Group Inc Callable Note Cont 4/15/2026 1.15% Due 5/15/2026	0.00	1,006.25	1,006.25
11/15/2022	Paydown	43815BAC4	65,000.00	Honda Auto Receivables Trust 2022-1 A3 1.88% Due 5/15/2026	0.00	101.83	101.83
11/15/2022	Paydown	89237VAB5	33,881.68	Toyota Auto Receivables Trust 2020-C A3 0.44% Due 10/15/2024	1,298.13	11.47	1,309.60
11/15/2022	Paydown	89238FAD5	45,000.00	Toyota Auto Receivables OT 2022-B A3 2.93% Due 9/15/2026	0.00	109.88	109.88
11/15/2022	Paydown	448977AD0	35,000.00	Hyundai Auto Receivables Trust 2022-A A3 2.22% Due 10/15/2026	0.00	64.75	64.75
11/15/2022	Paydown	44933LAC7	50,000.00	Hyundai Auto Receivables Trust 2021-A A3 0.38% Due 9/15/2025	2,623.89	15.83	2,639.72
11/15/2022	Paydown	44934KAC8	110,000.00	Hyundai Auto Receivables Trust 2021-B A3 0.38% Due 1/15/2026	0.00	34.83	34.83
11/15/2022	Paydown	47787NAC3	8,067.03	John Deere Owner Trust 2020-B A3 0.51% Due 11/15/2024	473.41	3.03	476.44
11/15/2022	Paydown	47788UAC6	45,000.00	John Deere Owner Trust 2021-A A3 0.36% Due 9/15/2025	1,868.00	13.50	1,881.50
11/15/2022	Paydown	47789QAC4	50,000.00	John Deere Owner Trust 2021-B A3 0.52% Due 3/16/2026	0.00	21.67	21.67
11/15/2022	Paydown	65479JAD5	23,576.70	Nissan Auto Receivables Owner 2019-C A3 1.93% Due 7/15/2024	1,004.44	34.70	1,039.14
11/15/2022	Paydown	89240BAC2	27,148.97	Toyota Auto Receivables Owners 2021-A A3 0.26% Due 5/15/2025	1,425.65	5.26	1,430.91
11/15/2022	Paydown	44935FAD6	30,000.00	Hyundai Auto Receivables Trust 2021-C A3 0.74% Due 5/15/2026	0.00	18.50	18.50

Small Cities Organized Risk Effort

Account #590

Cash Flow Report

As of August 31, 2022



Payment Date	Transaction Type	CUSIP	Quantity	Security Description	Principal Amount	Income	Total Amount
11/15/2022	Paydown	47800AAC4	50,000.00	John Deere Owner Trust 2022-B A3 3.74% Due 2/16/2027	0.00	155.83	155.83
11/15/2022	Paydown	58769KAD6	60,000.00	Mercedes-Benz Auto Lease Trust 2021-B A3 0.4% Due 11/15/2024	0.00	20.00	20.00
11/15/2022	Paydown	89232HAC9	45,640.04	Toyota Auto Receivable Own 2020-A A3 1.66% Due 5/15/2024	2,888.58	54.78	2,943.36
11/15/2022	Paydown	47787JAC2	50,000.00	John Deere Owner Trust 2022-A A3 2.32% Due 9/16/2026	0.00	96.67	96.67
11/16/2022	Paydown	362554AC1	30,000.00	GM Financial Securitized Term 2021-4 A3 0.68% Due 9/16/2026	0.00	17.00	17.00
11/16/2022	Paydown	362585AC5	40,000.00	GM Financial Securitized ART 2022-2 A3 3.1% Due 2/16/2027	0.00	103.33	103.33
11/16/2022	Paydown	380146AC4	25,000.00	GM Financial Auto Receivables 2022-1 A3 1.26% Due 11/16/2026	0.00	26.25	26.25
11/18/2022	Interest	58933YAF2	150,000.00	Merck & Co Note 2.8% Due 5/18/2023	0.00	2,100.00	2,100.00
11/18/2022	Paydown	43813KAC6	46,602.93	Honda Auto Receivables Trust 2020-3 A3 0.37% Due 10/18/2024	3,102.07	12.46	3,114.53
11/20/2022	Interest	747525AF0	140,000.00	Qualcomm Inc Callable Note Cont 2/20/2025 3.45% Due 5/20/2025	0.00	2,415.00	2,415.00
11/20/2022	Paydown	36266FAC3	50,000.00	GM Financial Auto Lease Trust 2022-2 A3 3.42% Due 6/20/2025	0.00	142.50	142.50
11/20/2022	Paydown	36265MAC9	80,000.00	GM Financial Auto Lease Trust 2022-1 A3 1.9% Due 3/20/2025	0.00	126.67	126.67
11/20/2022	Paydown	92348KAV5	45,000.00	Verizon Master Trust 2022-5 A1A 3.72% Due 7/20/2027	0.00	139.50	139.50
11/21/2022	Paydown	43815GAC3	40,000.00	Honda Auto Receivables Trust 2021-4 A3 0.88% Due 1/21/2026	0.00	29.33	29.33
11/25/2022	Paydown	05601XAC3	40,000.00	BMW Vehicle Lease Trust 2022-1 A3 1.1% Due 3/25/2025	0.00	36.67	36.67
11/25/2022	Paydown	09690AAC7	35,000.00	BMW Vehicle Lease Trust 2021-2 A3 0.33% Due 12/26/2024	0.00	9.63	9.63
11/25/2022	Paydown	05602RAD3	40,000.00	BMW Vehicle Owner Trust 2022-A A3 3.21% Due 8/25/2026	0.00	107.00	107.00

Small Cities Organized Risk Effort

Account #590

Cash Flow Report

As of August 31, 2022



Payment Date	Transaction Type	CUSIP	Quantity	Security Description	Principal Amount	Income	Total Amount
11/30/2022	Interest	912828R69	100,000.00	US Treasury Note 1.625% Due 5/31/2023	0.00	812.50	812.50
11/30/2022	Interest	912828J7	275,000.00	US Treasury Note 2.125% Due 11/30/2024	0.00	2,921.88	2,921.88
11/30/2022	Interest	91282CAZ4	300,000.00	US Treasury Note 0.375% Due 11/30/2025	0.00	562.50	562.50
NOV 2022					14,684.17	19,612.01	34,296.18
12/08/2022	Interest	3130A0F70	150,000.00	FHLB Note 3.375% Due 12/8/2023	0.00	2,531.25	2,531.25
12/10/2022	Interest	78015K7H1	150,000.00	Royal Bank of Canada Note 1.15% Due 6/10/2025	0.00	862.50	862.50
12/14/2022	Interest	3130A1XJ2	230,000.00	FHLB Note 2.875% Due 6/14/2024	0.00	3,306.26	3,306.26
12/15/2022	Interest	63743HFE7	85,000.00	National Rural Utilities Note 3.45% Due 6/15/2025	0.00	1,800.23	1,800.23
12/15/2022	Paydown	44935FAD6	30,000.00	Hyundai Auto Receivables Trust 2021-C A3 0.74% Due 5/15/2026	0.00	18.50	18.50
12/15/2022	Paydown	47788UAC6	45,000.00	John Deere Owner Trust 2021-A A3 0.36% Due 9/15/2025	1,868.61	12.94	1,881.55
12/15/2022	Paydown	58769KAD6	60,000.00	Mercedes-Benz Auto Lease Trust 2021-B A3 0.4% Due 11/15/2024	0.00	20.00	20.00
12/15/2022	Paydown	47800AAC4	50,000.00	John Deere Owner Trust 2022-B A3 3.74% Due 2/16/2027	0.00	155.83	155.83
12/15/2022	Paydown	448977AD0	35,000.00	Hyundai Auto Receivables Trust 2022-A A3 2.22% Due 10/15/2026	0.00	64.75	64.75
12/15/2022	Paydown	44934KAC8	110,000.00	Hyundai Auto Receivables Trust 2021-B A3 0.38% Due 1/15/2026	0.00	34.83	34.83
12/15/2022	Paydown	47787JAC2	50,000.00	John Deere Owner Trust 2022-A A3 2.32% Due 9/16/2026	0.00	96.67	96.67
12/15/2022	Paydown	47787NAC3	8,067.03	John Deere Owner Trust 2020-B A3 0.51% Due 11/15/2024	473.60	2.83	476.43
12/15/2022	Paydown	47789QAC4	50,000.00	John Deere Owner Trust 2021-B A3 0.52% Due 3/16/2026	0.00	21.67	21.67

Small Cities Organized Risk Effort

Account #590

Cash Flow Report

As of August 31, 2022



Payment Date	Transaction Type	CUSIP	Quantity	Security Description	Principal Amount	Income	Total Amount
12/15/2022	Paydown	65479JAD5	23,576.70	Nissan Auto Receivables Owner 2019-C A3 1.93% Due 7/15/2024	1,006.70	33.08	1,039.78
12/15/2022	Paydown	89237VAB5	33,881.68	Toyota Auto Receivables Trust 2020-C A3 0.44% Due 10/15/2024	1,298.60	11.00	1,309.60
12/15/2022	Paydown	89240BAC2	27,148.97	Toyota Auto Receivables Owners 2021-A A3 0.26% Due 5/15/2025	1,426.10	4.96	1,431.06
12/15/2022	Paydown	43815BAC4	65,000.00	Honda Auto Receivables Trust 2022-1 A3 1.88% Due 5/15/2026	0.00	101.83	101.83
12/15/2022	Paydown	44933LAC7	50,000.00	Hyundai Auto Receivables Trust 2021-A A3 0.38% Due 9/15/2025	2,624.75	15.00	2,639.75
12/15/2022	Paydown	89232HAC9	45,640.04	Toyota Auto Receivable Own 2020-A A3 1.66% Due 5/15/2024	2,801.33	50.79	2,852.12
12/15/2022	Paydown	89238FAD5	45,000.00	Toyota Auto Receivables OT 2022-B A3 2.93% Due 9/15/2026	0.00	109.88	109.88
12/16/2022	Paydown	362554AC1	30,000.00	GM Financial Securitized Term 2021-4 A3 0.68% Due 9/16/2026	0.00	17.00	17.00
12/16/2022	Paydown	380146AC4	25,000.00	GM Financial Auto Receivables 2022-1 A3 1.26% Due 11/16/2026	0.00	26.25	26.25
12/16/2022	Paydown	362585AC5	40,000.00	GM Financial Securitized ART 2022-2 A3 3.1% Due 2/16/2027	0.00	103.33	103.33
12/17/2022	Interest	3135G04Z3	260,000.00	FNMA Note 0.5% Due 6/17/2025	0.00	650.00	650.00
12/18/2022	Interest	89236TJK2	130,000.00	Toyota Motor Credit Corp Note 1.125% Due 6/18/2026	0.00	731.25	731.25
12/18/2022	Paydown	43813KAC6	46,602.93	Honda Auto Receivables Trust 2020-3 A3 0.37% Due 10/18/2024	3,103.03	11.50	3,114.53
12/19/2022	Interest	06051GJD2	50,000.00	Bank of America Corp Callable Note Cont 6/19/2025 1.319% Due 6/19/2026	0.00	329.75	329.75
12/20/2022	Paydown	36266FAC3	50,000.00	GM Financial Auto Lease Trust 2022-2 A3 3.42% Due 6/20/2025	0.00	142.50	142.50
12/20/2022	Paydown	92348KAV5	45,000.00	Verizon Master Trust 2022-5 A1A 3.72% Due 7/20/2027	0.00	139.50	139.50
12/20/2022	Paydown	36265MAC9	80,000.00	GM Financial Auto Lease Trust 2022-1 A3 1.9% Due 3/20/2025	0.00	126.67	126.67

Small Cities Organized Risk Effort

Account #590

Cash Flow Report

As of August 31, 2022



Payment Date	Transaction Type	CUSIP	Quantity	Security Description	Principal Amount	Income	Total Amount
12/21/2022	Paydown	43815GAC3	40,000.00	Honda Auto Receivables Trust 2021-4 A3 0.88% Due 1/21/2026	0.00	29.33	29.33
12/25/2022	Paydown	05601XAC3	40,000.00	BMW Vehicle Lease Trust 2022-1 A3 1.1% Due 3/25/2025	0.00	36.67	36.67
12/25/2022	Paydown	09690AAC7	35,000.00	BMW Vehicle Lease Trust 2021-2 A3 0.33% Due 12/26/2024	0.00	9.63	9.63
12/25/2022	Paydown	05602RAD3	40,000.00	BMW Vehicle Owner Trust 2022-A A3 3.21% Due 8/25/2026	0.00	107.00	107.00
12/26/2022	Interest	931142EK5	100,000.00	Wal-Mart Stores Callable Note Cont 5/26/2023 3.4% Due 6/26/2023	0.00	1,700.00	1,700.00
12/27/2022	Interest	02665WC22	150,000.00	American Honda Finance Note 2.4% Due 6/27/2024	0.00	1,800.00	1,800.00
12/31/2022	Interest	91282CBC4	125,000.00	US Treasury Note 0.375% Due 12/31/2025	0.00	234.38	234.38
12/31/2022	Interest	91282CEW7	175,000.00	US Treasury Note 3.25% Due 6/30/2027	0.00	2,843.75	2,843.75
DEC 2022					14,602.72	18,293.31	32,896.03
01/01/2023	Interest	4581X0EE4	85,000.00	Inter-American Dev Bank Note 3.25% Due 7/1/2024	0.00	1,381.25	1,381.25
01/07/2023	Interest	3135G0X24	235,000.00	FNMA Note 1.625% Due 1/7/2025	0.00	1,909.38	1,909.38
01/10/2023	Interest	3135G05G4	135,000.00	FNMA Note 0.25% Due 7/10/2023	0.00	168.75	168.75
01/15/2023	Interest	79466LAG9	25,000.00	Salesforce.com Inc Callable Note Cont 7/15/2022 0.625% Due 7/15/2024	0.00	78.13	78.13
01/15/2023	Interest	87612EBM7	70,000.00	Target Corp Callable Note Cont 12/15/2026 1.95% Due 1/15/2027	0.00	682.50	682.50
01/15/2023	Paydown	448977AD0	35,000.00	Hyundai Auto Receivables Trust 2022-A A3 2.22% Due 10/15/2026	0.00	64.75	64.75
01/15/2023	Paydown	44935FAD6	30,000.00	Hyundai Auto Receivables Trust 2021-C A3 0.74% Due 5/15/2026	0.00	18.50	18.50
01/15/2023	Paydown	47787JAC2	50,000.00	John Deere Owner Trust 2022-A A3 2.32% Due 9/16/2026	0.00	96.67	96.67

Cash Flow Report

As of August 31, 2022



Payment Date	Transaction Type	CUSIP	Quantity	Security Description	Principal Amount	Income	Total Amount
01/15/2023	Paydown	47800AAC4	50,000.00	John Deere Owner Trust 2022-B A3 3.74% Due 2/16/2027	0.00	155.83	155.83
01/15/2023	Paydown	89237VAB5	33,881.68	Toyota Auto Receivables Trust 2020-C A3 0.44% Due 10/15/2024	1,299.08	10.52	1,309.60
01/15/2023	Paydown	43815BAC4	65,000.00	Honda Auto Receivables Trust 2022-1 A3 1.88% Due 5/15/2026	0.00	101.83	101.83
01/15/2023	Paydown	44934KAC8	110,000.00	Hyundai Auto Receivables Trust 2021-B A3 0.38% Due 1/15/2026	0.00	34.83	34.83
01/15/2023	Paydown	44933LAC7	50,000.00	Hyundai Auto Receivables Trust 2021-A A3 0.38% Due 9/15/2025	2,625.60	14.17	2,639.77
01/15/2023	Paydown	47787NAC3	8,067.03	John Deere Owner Trust 2020-B A3 0.51% Due 11/15/2024	473.79	2.62	476.41
01/15/2023	Paydown	47788UAC6	45,000.00	John Deere Owner Trust 2021-A A3 0.36% Due 9/15/2025	1,869.22	12.38	1,881.60
01/15/2023	Paydown	47789QAC4	50,000.00	John Deere Owner Trust 2021-B A3 0.52% Due 3/16/2026	0.00	21.67	21.67
01/15/2023	Paydown	65479JAD5	23,576.70	Nissan Auto Receivables Owner 2019-C A3 1.93% Due 7/15/2024	1,008.97	31.46	1,040.43
01/15/2023	Paydown	89238FAD5	45,000.00	Toyota Auto Receivables OT 2022-B A3 2.93% Due 9/15/2026	0.00	109.88	109.88
01/15/2023	Paydown	89240BAC2	27,148.97	Toyota Auto Receivables Owners 2021-A A3 0.26% Due 5/15/2025	1,426.57	4.65	1,431.22
01/15/2023	Paydown	58769KAD6	60,000.00	Mercedes-Benz Auto Lease Trust 2021-B A3 0.4% Due 11/15/2024	4,612.85	20.00	4,632.85
01/15/2023	Paydown	89232HAC9	45,640.04	Toyota Auto Receivable Own 2020-A A3 1.66% Due 5/15/2024	2,713.72	46.91	2,760.63
01/16/2023	Paydown	362554AC1	30,000.00	GM Financial Securitized Term 2021-4 A3 0.68% Due 9/16/2026	0.00	17.00	17.00
01/16/2023	Paydown	380146AC4	25,000.00	GM Financial Auto Receivables 2022-1 A3 1.26% Due 11/16/2026	0.00	26.25	26.25
01/16/2023	Paydown	362585AC5	40,000.00	GM Financial Securitized ART 2022-2 A3 3.1% Due 2/16/2027	0.00	103.33	103.33
01/18/2023	Paydown	43813KAC6	46,602.93	Honda Auto Receivables Trust 2020-3 A3 0.37% Due 10/18/2024	3,103.99	10.54	3,114.53

Cash Flow Report

As of August 31, 2022



Payment Date	Transaction Type	CUSIP	Quantity	Security Description	Principal Amount	Income	Total Amount
01/20/2023	Paydown	92348KAV5	45,000.00	Verizon Master Trust 2022-5 A1A 3.72% Due 7/20/2027	0.00	139.50	139.50
01/20/2023	Paydown	36265MAC9	80,000.00	GM Financial Auto Lease Trust 2022-1 A3 1.9% Due 3/20/2025	0.00	126.67	126.67
01/20/2023	Paydown	36266FAC3	50,000.00	GM Financial Auto Lease Trust 2022-2 A3 3.42% Due 6/20/2025	0.00	142.50	142.50
01/21/2023	Interest	3137EAEU9	140,000.00	FHLMC Note 0.375% Due 7/21/2025	0.00	262.50	262.50
01/21/2023	Paydown	43815GAC3	40,000.00	Honda Auto Receivables Trust 2021-4 A3 0.88% Due 1/21/2026	0.00	29.33	29.33
01/23/2023	Interest	46647PAU0	150,000.00	JP Morgan Chase & Co Callable Note 1X 7/23/2023 3.797% Due 7/23/2024	0.00	2,847.75	2,847.75
01/25/2023	Paydown	05601XAC3	40,000.00	BMW Vehicle Lease Trust 2022-1 A3 1.1% Due 3/25/2025	0.00	36.67	36.67
01/25/2023	Paydown	05602RAD3	40,000.00	BMW Vehicle Owner Trust 2022-A A3 3.21% Due 8/25/2026	0.00	107.00	107.00
01/25/2023	Paydown	09690AAC7	35,000.00	BMW Vehicle Lease Trust 2021-2 A3 0.33% Due 12/26/2024	2,912.79	9.63	2,922.42
01/26/2023	Interest	3133EKWV4	150,000.00	FFCB Note 1.85% Due 7/26/2024	0.00	1,387.50	1,387.50
01/31/2023	Interest	912828V80	175,000.00	US Treasury Note 2.25% Due 1/31/2024	0.00	1,968.75	1,968.75
01/31/2023	Interest	91282CCP4	125,000.00	US Treasury Note 0.625% Due 7/31/2026	0.00	390.63	390.63
JAN 2023					22,046.58	12,572.23	34,618.81
02/05/2023	Interest	3135G0V34	125,000.00	FNMA Note 2.5% Due 2/5/2024	0.00	1,562.50	1,562.50
02/06/2023	Interest	857477BR3	40,000.00	State Street Bank Callable Note Cont 2/6/2025 1.746% Due 2/6/2026	0.00	349.20	349.20
02/12/2023	Interest	14913R3A3	95,000.00	Caterpillar Financial Service Note 3.6% Due 8/12/2027	0.00	1,710.00	1,710.00
02/12/2023	Interest	3137EAEPO	260,000.00	FHLMC Note 1.5% Due 2/12/2025	0.00	1,950.00	1,950.00

Small Cities Organized Risk Effort

Account #590

Cash Flow Report

As of August 31, 2022



Payment Date	Transaction Type	CUSIP	Quantity	Security Description	Principal Amount	Income	Total Amount
02/15/2023	Interest	912828J27	175,000.00	US Treasury Note 2% Due 2/15/2025	0.00	1,750.00	1,750.00
02/15/2023	Paydown	43815BAC4	65,000.00	Honda Auto Receivables Trust 2022-1 A3 1.88% Due 5/15/2026	0.00	101.83	101.83
02/15/2023	Paydown	47800AAC4	50,000.00	John Deere Owner Trust 2022-B A3 3.74% Due 2/16/2027	0.00	155.83	155.83
02/15/2023	Paydown	58769KAD6	60,000.00	Mercedes-Benz Auto Lease Trust 2021-B A3 0.4% Due 11/15/2024	4,613.27	18.46	4,631.73
02/15/2023	Paydown	44934KAC8	110,000.00	Hyundai Auto Receivables Trust 2021-B A3 0.38% Due 1/15/2026	5,495.22	34.83	5,530.05
02/15/2023	Paydown	89232HAC9	45,640.04	Toyota Auto Receivable Own 2020-A A3 1.66% Due 5/15/2024	2,625.74	43.16	2,668.90
02/15/2023	Paydown	448977AD0	35,000.00	Hyundai Auto Receivables Trust 2022-A A3 2.22% Due 10/15/2026	0.00	64.75	64.75
02/15/2023	Paydown	44933LAC7	50,000.00	Hyundai Auto Receivables Trust 2021-A A3 0.38% Due 9/15/2025	2,626.45	13.34	2,639.79
02/15/2023	Paydown	44935FAD6	30,000.00	Hyundai Auto Receivables Trust 2021-C A3 0.74% Due 5/15/2026	0.00	18.50	18.50
02/15/2023	Paydown	47787NAC3	8,067.03	John Deere Owner Trust 2020-B A3 0.51% Due 11/15/2024	473.98	2.42	476.40
02/15/2023	Paydown	47789QAC4	50,000.00	John Deere Owner Trust 2021-B A3 0.52% Due 3/16/2026	0.00	21.67	21.67
02/15/2023	Paydown	65479JAD5	23,576.70	Nissan Auto Receivables Owner 2019-C A3 1.93% Due 7/15/2024	1,011.23	29.84	1,041.07
02/15/2023	Paydown	89237VAB5	33,881.68	Toyota Auto Receivables Trust 2020-C A3 0.44% Due 10/15/2024	1,299.56	10.04	1,309.60
02/15/2023	Paydown	89238FAD5	45,000.00	Toyota Auto Receivables OT 2022-B A3 2.93% Due 9/15/2026	0.00	109.88	109.88
02/15/2023	Paydown	89240BAC2	27,148.97	Toyota Auto Receivables Owners 2021-A A3 0.26% Due 5/15/2025	1,427.03	4.34	1,431.37
02/15/2023	Paydown	47787JAC2	50,000.00	John Deere Owner Trust 2022-A A3 2.32% Due 9/16/2026	0.00	96.67	96.67
02/15/2023	Paydown	47788UAC6	45,000.00	John Deere Owner Trust 2021-A A3 0.36% Due 9/15/2025	1,869.82	11.82	1,881.64

Small Cities Organized Risk Effort

Account #590

Cash Flow Report

As of August 31, 2022



Payment Date	Transaction Type	CUSIP	Quantity	Security Description	Principal Amount	Income	Total Amount
02/16/2023	Paydown	380146AC4	25,000.00	GM Financial Auto Receivables 2022-1 A3 1.26% Due 11/16/2026	0.00	26.25	26.25
02/16/2023	Paydown	362585AC5	40,000.00	GM Financial Securitized ART 2022-2 A3 3.1% Due 2/16/2027	0.00	103.33	103.33
02/16/2023	Paydown	362554AC1	30,000.00	GM Financial Securitized Term 2021-4 A3 0.68% Due 9/16/2026	0.00	17.00	17.00
02/18/2023	Paydown	43813KAC6	46,602.93	Honda Auto Receivables Trust 2020-3 A3 0.37% Due 10/18/2024	3,104.94	9.59	3,114.53
02/20/2023	Paydown	36266FAC3	50,000.00	GM Financial Auto Lease Trust 2022-2 A3 3.42% Due 6/20/2025	0.00	142.50	142.50
02/20/2023	Paydown	92348KAV5	45,000.00	Verizon Master Trust 2022-5 A1A 3.72% Due 7/20/2027	0.00	139.50	139.50
02/20/2023	Paydown	36265MAC9	80,000.00	GM Financial Auto Lease Trust 2022-1 A3 1.9% Due 3/20/2025	0.00	126.67	126.67
02/21/2023	Paydown	43815GAC3	40,000.00	Honda Auto Receivables Trust 2021-4 A3 0.88% Due 1/21/2026	0.00	29.33	29.33
02/25/2023	Interest	3135G05X7	220,000.00	FNMA Note 0.375% Due 8/25/2025	0.00	412.50	412.50
02/25/2023	Paydown	05601XAC3	40,000.00	BMW Vehicle Lease Trust 2022-1 A3 1.1% Due 3/25/2025	0.00	36.67	36.67
02/25/2023	Paydown	05602RAD3	40,000.00	BMW Vehicle Owner Trust 2022-A A3 3.21% Due 8/25/2026	0.00	107.00	107.00
02/25/2023	Paydown	09690AAC7	35,000.00	BMW Vehicle Lease Trust 2021-2 A3 0.33% Due 12/26/2024	2,913.50	8.82	2,922.32
02/28/2023	Interest	91282CCW9	350,000.00	US Treasury Note 0.75% Due 8/31/2026	0.00	1,312.50	1,312.50
02/28/2023	Interest	912828ZC7	50,000.00	US Treasury Note 1.125% Due 2/28/2025	0.00	281.25	281.25
FEB 2023					27,460.74	10,811.99	38,272.73
03/03/2023	Interest	808513BY0	150,000.00	Charles Schwab Corp Callable Note Cont 2/3/2027 2.45% Due 3/3/2027	0.00	1,837.50	1,837.50
03/05/2023	Call	06051GHF9	133,000.00	Bank of America Corp Callable Note 1X 3/5/2023 3.55% Due 3/5/2024	133,000.00	2,360.75	135,360.75

Small Cities Organized Risk Effort

Account #590

Cash Flow Report

As of August 31, 2022



Payment Date	Transaction Type	CUSIP	Quantity	Security Description	Principal Amount	Income	Total Amount
03/08/2023	Interest	313383YJ4	250,000.00	FHLB Note 3.375% Due 9/8/2023	0.00	4,218.75	4,218.75
03/11/2023	Interest	89114QCB2	135,000.00	Toronto Dominion Bank Note 3.25% Due 3/11/2024	0.00	2,193.75	2,193.75
03/13/2023	Interest	3130A2UW4	200,000.00	FHLB Note 2.875% Due 9/13/2024	0.00	2,875.00	2,875.00
03/14/2023	Interest	3130A4CH3	225,000.00	FHLB Note 2.375% Due 3/14/2025	0.00	2,671.88	2,671.88
03/15/2023	Interest	084664CZ2	115,000.00	Berkshire Hathaway Callable Note Cont 2/15/2027 2.3% Due 3/15/2027	0.00	1,322.50	1,322.50
03/15/2023	Interest	00440EAS6	140,000.00	Chubb INA Holdings Inc Note 3.15% Due 3/15/2025	0.00	2,205.00	2,205.00
03/15/2023	Maturity	084670BR8	150,000.00	Berkshire Hathaway Callable Note Cont 1/15/2023 2.75% Due 3/15/2023	150,000.00	2,062.50	152,062.50
03/15/2023	Paydown	44933LAC7	50,000.00	Hyundai Auto Receivables Trust 2021-A A3 0.38% Due 9/15/2025	2,627.30	12.51	2,639.81
03/15/2023	Paydown	65479JAD5	23,576.70	Nissan Auto Receivables Owner 2019-C A3 1.93% Due 7/15/2024	1,013.50	28.22	1,041.72
03/15/2023	Paydown	89232HAC9	45,640.04	Toyota Auto Receivable Own 2020-A A3 1.66% Due 5/15/2024	2,537.38	39.53	2,576.91
03/15/2023	Paydown	43815BAC4	65,000.00	Honda Auto Receivables Trust 2022-1 A3 1.88% Due 5/15/2026	0.00	101.83	101.83
03/15/2023	Paydown	44934KAC8	110,000.00	Hyundai Auto Receivables Trust 2021-B A3 0.38% Due 1/15/2026	5,495.72	33.09	5,528.81
03/15/2023	Paydown	47800AAC4	50,000.00	John Deere Owner Trust 2022-B A3 3.74% Due 2/16/2027	0.00	155.83	155.83
03/15/2023	Paydown	448977AD0	35,000.00	Hyundai Auto Receivables Trust 2022-A A3 2.22% Due 10/15/2026	0.00	64.75	64.75
03/15/2023	Paydown	44935FAD6	30,000.00	Hyundai Auto Receivables Trust 2021-C A3 0.74% Due 5/15/2026	0.00	18.50	18.50
03/15/2023	Paydown	47787JAC2	50,000.00	John Deere Owner Trust 2022-A A3 2.32% Due 9/16/2026	0.00	96.67	96.67
03/15/2023	Paydown	89237VAB5	33,881.68	Toyota Auto Receivables Trust 2020-C A3 0.44% Due 10/15/2024	1,300.03	9.57	1,309.60

Small Cities Organized Risk Effort

Account #590

Cash Flow Report

As of August 31, 2022



Payment Date	Transaction Type	CUSIP	Quantity	Security Description	Principal Amount	Income	Total Amount
03/15/2023	Paydown	47787NAC3	8,067.03	John Deere Owner Trust 2020-B A3 0.51% Due 11/15/2024	474.16	2.22	476.38
03/15/2023	Paydown	47788UAC6	45,000.00	John Deere Owner Trust 2021-A A3 0.36% Due 9/15/2025	1,870.43	11.26	1,881.69
03/15/2023	Paydown	47789QAC4	50,000.00	John Deere Owner Trust 2021-B A3 0.52% Due 3/16/2026	0.00	21.67	21.67
03/15/2023	Paydown	58769KAD6	60,000.00	Mercedes-Benz Auto Lease Trust 2021-B A3 0.4% Due 11/15/2024	4,613.70	16.92	4,630.62
03/15/2023	Paydown	89238FAD5	45,000.00	Toyota Auto Receivables OT 2022-B A3 2.93% Due 9/15/2026	0.00	109.88	109.88
03/15/2023	Paydown	89240BAC2	27,148.97	Toyota Auto Receivables Owners 2021-A A3 0.26% Due 5/15/2025	1,427.50	4.03	1,431.53
03/16/2023	Paydown	380146AC4	25,000.00	GM Financial Auto Receivables 2022-1 A3 1.26% Due 11/16/2026	0.00	26.25	26.25
03/16/2023	Paydown	362585AC5	40,000.00	GM Financial Securitized ART 2022-2 A3 3.1% Due 2/16/2027	0.00	103.33	103.33
03/16/2023	Paydown	362554AC1	30,000.00	GM Financial Securitized Term 2021-4 A3 0.68% Due 9/16/2026	0.00	17.00	17.00
03/17/2023	Interest	931142ER0	30,000.00	Wal-Mart Stores Callable Note Cont 08/17/2026 1.05% Due 9/17/2026	0.00	157.50	157.50
03/18/2023	Paydown	43813KAC6	46,602.93	Honda Auto Receivables Trust 2020-3 A3 0.37% Due 10/18/2024	3,105.90	8.63	3,114.53
03/19/2023	Interest	30231GBH4	140,000.00	Exxon Mobil Corp Callable Note Cont 2/19/2025 2.992% Due 3/19/2025	0.00	2,094.40	2,094.40
03/20/2023	Paydown	36265MAC9	80,000.00	GM Financial Auto Lease Trust 2022-1 A3 1.9% Due 3/20/2025	0.00	126.67	126.67
03/20/2023	Paydown	36266FAC3	50,000.00	GM Financial Auto Lease Trust 2022-2 A3 3.42% Due 6/20/2025	0.00	142.50	142.50
03/20/2023	Paydown	92348KAV5	45,000.00	Verizon Master Trust 2022-5 A1A 3.72% Due 7/20/2027	0.00	139.50	139.50
03/21/2023	Paydown	43815GAC3	40,000.00	Honda Auto Receivables Trust 2021-4 A3 0.88% Due 1/21/2026	0.00	29.33	29.33
03/23/2023	Interest	4581X0DZ8	190,000.00	Inter-American Dev Bank Note 0.5% Due 9/23/2024	0.00	475.00	475.00

Small Cities Organized Risk Effort

Account #590

Cash Flow Report

As of August 31, 2022



Payment Date	Transaction Type	CUSIP	Quantity	Security Description	Principal Amount	Income	Total Amount
03/23/2023	Interest	3137EAXE3	200,000.00	FHLMC Note 0.375% Due 9/23/2025	0.00	375.00	375.00
03/25/2023	Paydown	05601XAC3	40,000.00	BMW Vehicle Lease Trust 2022-1 A3 1.1% Due 3/25/2025	0.00	36.67	36.67
03/25/2023	Paydown	09690AAC7	35,000.00	BMW Vehicle Lease Trust 2021-2 A3 0.33% Due 12/26/2024	2,914.20	8.02	2,922.22
03/25/2023	Paydown	05602RAD3	40,000.00	BMW Vehicle Owner Trust 2022-A A3 3.21% Due 8/25/2026	0.00	107.00	107.00
03/31/2023	Interest	91282CBT7	300,000.00	US Treasury Note 0.75% Due 3/31/2026	0.00	1,125.00	1,125.00
03/31/2023	Interest	912828YH7	300,000.00	US Treasury Note 1.5% Due 9/30/2024	0.00	2,250.00	2,250.00
MAR 2023					310,379.82	29,695.91	340,075.73
04/13/2023	Interest	023135CF1	75,000.00	Amazon.com Inc Callable Note Cont 3/13/2027 3.3% Due 4/13/2027	0.00	1,237.50	1,237.50
04/14/2023	Interest	3130AJHU6	150,000.00	FHLB Note 0.5% Due 4/14/2025	0.00	375.00	375.00
04/15/2023	Interest	3135G0W66	175,000.00	FNMA Note 1.625% Due 10/15/2024	0.00	1,421.88	1,421.88
04/15/2023	Paydown	44934KAC8	110,000.00	Hyundai Auto Receivables Trust 2021-B A3 0.38% Due 1/15/2026	5,496.22	31.35	5,527.57
04/15/2023	Paydown	47788UAC6	45,000.00	John Deere Owner Trust 2021-A A3 0.36% Due 9/15/2025	1,871.04	10.70	1,881.74
04/15/2023	Paydown	448977AD0	35,000.00	Hyundai Auto Receivables Trust 2022-A A3 2.22% Due 10/15/2026	0.00	64.75	64.75
04/15/2023	Paydown	44933LAC7	50,000.00	Hyundai Auto Receivables Trust 2021-A A3 0.38% Due 9/15/2025	2,628.15	11.68	2,639.83
04/15/2023	Paydown	44935FAD6	30,000.00	Hyundai Auto Receivables Trust 2021-C A3 0.74% Due 5/15/2026	0.00	18.50	18.50
04/15/2023	Paydown	47800AAC4	50,000.00	John Deere Owner Trust 2022-B A3 3.74% Due 2/16/2027	0.00	155.83	155.83
04/15/2023	Paydown	65479JAD5	23,576.70	Nissan Auto Receivables Owner 2019-C A3 1.93% Due 7/15/2024	1,015.78	26.59	1,042.37

Cash Flow Report

As of August 31, 2022



Payment Date	Transaction Type	CUSIP	Quantity	Security Description	Principal Amount	Income	Total Amount
04/15/2023	Paydown	47787JAC2	50,000.00	John Deere Owner Trust 2022-A A3 2.32% Due 9/16/2026	0.00	96.67	96.67
04/15/2023	Paydown	89232HAC9	45,640.04	Toyota Auto Receivable Own 2020-A A3 1.66% Due 5/15/2024	2,448.66	36.02	2,484.68
04/15/2023	Paydown	43815BAC4	65,000.00	Honda Auto Receivables Trust 2022-1 A3 1.88% Due 5/15/2026	0.00	101.83	101.83
04/15/2023	Paydown	47787NAC3	8,067.03	John Deere Owner Trust 2020-B A3 0.51% Due 11/15/2024	474.34	2.02	476.36
04/15/2023	Paydown	47789QAC4	50,000.00	John Deere Owner Trust 2021-B A3 0.52% Due 3/16/2026	0.00	21.67	21.67
04/15/2023	Paydown	58769KAD6	60,000.00	Mercedes-Benz Auto Lease Trust 2021-B A3 0.4% Due 11/15/2024	4,614.11	15.39	4,629.50
04/15/2023	Paydown	89237VAB5	33,881.68	Toyota Auto Receivables Trust 2020-C A3 0.44% Due 10/15/2024	1,300.51	9.09	1,309.60
04/15/2023	Paydown	89238FAD5	45,000.00	Toyota Auto Receivables OT 2022-B A3 2.93% Due 9/15/2026	0.00	109.88	109.88
04/15/2023	Paydown	89240BAC2	27,148.97	Toyota Auto Receivables Owners 2021-A A3 0.26% Due 5/15/2025	1,427.96	3.72	1,431.68
04/16/2023	Paydown	362554AC1	30,000.00	GM Financial Securitized Term 2021-4 A3 0.68% Due 9/16/2026	0.00	17.00	17.00
04/16/2023	Paydown	380146AC4	25,000.00	GM Financial Auto Receivables 2022-1 A3 1.26% Due 11/16/2026	0.00	26.25	26.25
04/16/2023	Paydown	362585AC5	40,000.00	GM Financial Securitized ART 2022-2 A3 3.1% Due 2/16/2027	0.00	103.33	103.33
04/18/2023	Paydown	43813KAC6	46,602.93	Honda Auto Receivables Trust 2020-3 A3 0.37% Due 10/18/2024	3,106.86	7.67	3,114.53
04/20/2023	Paydown	36266FAC3	50,000.00	GM Financial Auto Lease Trust 2022-2 A3 3.42% Due 6/20/2025	0.00	142.50	142.50
04/20/2023	Paydown	92348KAV5	45,000.00	Verizon Master Trust 2022-5 A1A 3.72% Due 7/20/2027	0.00	139.50	139.50
04/20/2023	Paydown	36265MAC9	80,000.00	GM Financial Auto Lease Trust 2022-1 A3 1.9% Due 3/20/2025	0.00	126.67	126.67
04/21/2023	Paydown	43815GAC3	40,000.00	Honda Auto Receivables Trust 2021-4 A3 0.88% Due 1/21/2026	0.00	29.33	29.33

Cash Flow Report

As of August 31, 2022



Payment Date	Transaction Type	CUSIP	Quantity	Security Description	Principal Amount	Income	Total Amount
04/22/2023	Interest	3135G03U5	105,000.00	FNMA Note 0.625% Due 4/22/2025	0.00	328.13	328.13
04/22/2023	Interest	459058JB0	130,000.00	Intl. Bank Recon & Development Note 0.625% Due 4/22/2025	0.00	406.25	406.25
04/22/2023	Interest	46647PBK1	50,000.00	JP Morgan Chase & Co Callable Note Cont 4/22/2025 2.083% Due 4/22/2026	0.00	520.75	520.75
04/25/2023	Paydown	05601XAC3	40,000.00	BMW Vehicle Lease Trust 2022-1 A3 1.1% Due 3/25/2025	0.00	36.67	36.67
04/25/2023	Paydown	09690AAC7	35,000.00	BMW Vehicle Lease Trust 2021-2 A3 0.33% Due 12/26/2024	2,914.91	7.22	2,922.13
04/25/2023	Paydown	05602RAD3	40,000.00	BMW Vehicle Owner Trust 2022-A A3 3.21% Due 8/25/2026	0.00	107.00	107.00
04/28/2023	Interest	459058JL8	180,000.00	Intl. Bank Recon & Development Note 0.5% Due 10/28/2025	0.00	450.00	450.00
04/30/2023	Interest	91282CBW0	150,000.00	US Treasury Note 0.75% Due 4/30/2026	0.00	562.50	562.50
04/30/2023	Interest	91282CDG3	325,000.00	US Treasury Note 1.125% Due 10/31/2026	0.00	1,828.13	1,828.13
04/30/2023	Interest	91282CEN7	340,000.00	US Treasury Note 2.75% Due 4/30/2027	0.00	9,350.00	9,350.00
APR 2023					27,298.54	17,938.97	45,237.51
05/01/2023	Interest	06367WB85	150,000.00	Bank of Montreal Note 1.85% Due 5/1/2025	0.00	1,387.50	1,387.50
05/04/2023	Interest	61772BAB9	150,000.00	Morgan Stanley Callable Note Cont 5/4/2026 1.593% Due 5/4/2027	0.00	1,194.76	1,194.76
05/07/2023	Interest	3135G06G3	215,000.00	FNMA Note 0.5% Due 11/7/2025	0.00	537.50	537.50
05/11/2023	Interest	037833CU2	150,000.00	Apple Inc Callable Note Cont 3/11/2024 2.85% Due 5/11/2024	0.00	2,137.50	2,137.50
05/12/2023	Interest	023135BW5	95,000.00	Amazon.com Inc Note 0.45% Due 5/12/2024	0.00	213.75	213.75
05/13/2023	Interest	14913R2V8	55,000.00	Caterpillar Financial Service Note 3.4% Due 5/13/2025	0.00	935.00	935.00

Cash Flow Report

As of August 31, 2022



Payment Date	Transaction Type	CUSIP	Quantity	Security Description	Principal Amount	Income	Total Amount
05/15/2023	Interest	912828WJ5	150,000.00	US Treasury Note 2.5% Due 5/15/2024	0.00	1,875.00	1,875.00
05/15/2023	Interest	91324PEC2	175,000.00	United Health Group Inc Callable Note Cont 4/15/2026 1.15% Due 5/15/2026	0.00	1,006.25	1,006.25
05/15/2023	Paydown	58769KAD6	60,000.00	Mercedes-Benz Auto Lease Trust 2021-B A3 0.4% Due 11/15/2024	4,614.54	13.85	4,628.39
05/15/2023	Paydown	89232HAC9	45,640.04	Toyota Auto Receivable Own 2020-A A3 1.66% Due 5/15/2024	2,359.57	32.63	2,392.20
05/15/2023	Paydown	44933LAC7	50,000.00	Hyundai Auto Receivables Trust 2021-A A3 0.38% Due 9/15/2025	2,629.01	10.84	2,639.85
05/15/2023	Paydown	47787NAC3	8,067.03	John Deere Owner Trust 2020-B A3 0.51% Due 11/15/2024	474.53	1.82	476.35
05/15/2023	Paydown	47788UAC6	45,000.00	John Deere Owner Trust 2021-A A3 0.36% Due 9/15/2025	1,871.65	10.13	1,881.78
05/15/2023	Paydown	47789QAC4	50,000.00	John Deere Owner Trust 2021-B A3 0.52% Due 3/16/2026	2,171.72	21.67	2,193.39
05/15/2023	Paydown	65479JAD5	23,576.70	Nissan Auto Receivables Owner 2019-C A3 1.93% Due 7/15/2024	1,018.07	24.95	1,043.02
05/15/2023	Paydown	89238FAD5	45,000.00	Toyota Auto Receivables OT 2022-B A3 2.93% Due 9/15/2026	0.00	109.88	109.88
05/15/2023	Paydown	89240BAC2	27,148.97	Toyota Auto Receivables Owners 2021-A A3 0.26% Due 5/15/2025	1,428.43	3.41	1,431.84
05/15/2023	Paydown	448977AD0	35,000.00	Hyundai Auto Receivables Trust 2022-A A3 2.22% Due 10/15/2026	0.00	64.75	64.75
05/15/2023	Paydown	44935FAD6	30,000.00	Hyundai Auto Receivables Trust 2021-C A3 0.74% Due 5/15/2026	0.00	18.50	18.50
05/15/2023	Paydown	47787JAC2	50,000.00	John Deere Owner Trust 2022-A A3 2.32% Due 9/16/2026	0.00	96.67	96.67
05/15/2023	Paydown	47800AAC4	50,000.00	John Deere Owner Trust 2022-B A3 3.74% Due 2/16/2027	0.00	155.83	155.83
05/15/2023	Paydown	43815BAC4	65,000.00	Honda Auto Receivables Trust 2022-1 A3 1.88% Due 5/15/2026	0.00	101.83	101.83

Small Cities Organized Risk Effort

Account #590

Cash Flow Report

As of August 31, 2022



Payment Date	Transaction Type	CUSIP	Quantity	Security Description	Principal Amount	Income	Total Amount
05/15/2023	Paydown	44934KAC8	110,000.00	Hyundai Auto Receivables Trust 2021-B A3 0.38% Due 1/15/2026	5,496.73	29.61	5,526.34
05/15/2023	Paydown	89237VAB5	33,881.68	Toyota Auto Receivables Trust 2020-C A3 0.44% Due 10/15/2024	1,300.99	8.61	1,309.60
05/16/2023	Paydown	362554AC1	30,000.00	GM Financial Securitized Term 2021-4 A3 0.68% Due 9/16/2026	0.00	17.00	17.00
05/16/2023	Paydown	380146AC4	25,000.00	GM Financial Auto Receivables 2022-1 A3 1.26% Due 11/16/2026	0.00	26.25	26.25
05/16/2023	Paydown	362585AC5	40,000.00	GM Financial Securitized ART 2022-2 A3 3.1% Due 2/16/2027	0.00	103.33	103.33
05/18/2023	Maturity	58933YAF2	150,000.00	Merck & Co Note 2.8% Due 5/18/2023	150,000.00	2,100.00	152,100.00
05/18/2023	Paydown	43813KAC6	46,602.93	Honda Auto Receivables Trust 2020-3 A3 0.37% Due 10/18/2024	3,107.82	6.71	3,114.53
05/20/2023	Interest	747525AF0	140,000.00	Qualcomm Inc Callable Note Cont 2/20/2025 3.45% Due 5/20/2025	0.00	2,415.00	2,415.00
05/20/2023	Paydown	92348KAV5	45,000.00	Verizon Master Trust 2022-5 A1A 3.72% Due 7/20/2027	0.00	139.50	139.50
05/20/2023	Paydown	36265MAC9	80,000.00	GM Financial Auto Lease Trust 2022-1 A3 1.9% Due 3/20/2025	0.00	126.67	126.67
05/20/2023	Paydown	36266FAC3	50,000.00	GM Financial Auto Lease Trust 2022-2 A3 3.42% Due 6/20/2025	0.00	142.50	142.50
05/21/2023	Paydown	43815GAC3	40,000.00	Honda Auto Receivables Trust 2021-4 A3 0.88% Due 1/21/2026	1,813.73	29.33	1,843.06
05/25/2023	Paydown	05601XAC3	40,000.00	BMW Vehicle Lease Trust 2022-1 A3 1.1% Due 3/25/2025	3,617.76	36.67	3,654.43
05/25/2023	Paydown	09690AAC7	35,000.00	BMW Vehicle Lease Trust 2021-2 A3 0.33% Due 12/26/2024	2,915.61	6.42	2,922.03
05/25/2023	Paydown	05602RAD3	40,000.00	BMW Vehicle Owner Trust 2022-A A3 3.21% Due 8/25/2026	0.00	107.00	107.00
05/31/2023	Interest	91282CAZ4	300,000.00	US Treasury Note 0.375% Due 11/30/2025	0.00	562.50	562.50
05/31/2023	Interest	9128283J7	275,000.00	US Treasury Note 2.125% Due 11/30/2024	0.00	2,921.88	2,921.88

Small Cities Organized Risk Effort

Account #590

Cash Flow Report

As of August 31, 2022



Payment Date	Transaction Type	CUSIP	Quantity	Security Description	Principal Amount	Income	Total Amount
05/31/2023	Maturity	912828R69	100,000.00	US Treasury Note 1.625% Due 5/31/2023	100,000.00	812.50	100,812.50
MAY 2023					284,820.16	19,545.50	304,365.66
06/08/2023	Interest	3130A0F70	150,000.00	FHLB Note 3.375% Due 12/8/2023	0.00	2,531.25	2,531.25
06/10/2023	Interest	78015K7H1	150,000.00	Royal Bank of Canada Note 1.15% Due 6/10/2025	0.00	862.50	862.50
06/14/2023	Interest	3130A1XJ2	230,000.00	FHLB Note 2.875% Due 6/14/2024	0.00	3,306.26	3,306.26
06/15/2023	Interest	63743HFE7	85,000.00	National Rural Utilities Note 3.45% Due 6/15/2025	0.00	1,466.25	1,466.25
06/15/2023	Paydown	448977AD0	35,000.00	Hyundai Auto Receivables Trust 2022-A A3 2.22% Due 10/15/2026	0.00	64.75	64.75
06/15/2023	Paydown	44933LAC7	50,000.00	Hyundai Auto Receivables Trust 2021-A A3 0.38% Due 9/15/2025	2,629.87	10.01	2,639.88
06/15/2023	Paydown	47787NAC3	8,067.03	John Deere Owner Trust 2020-B A3 0.51% Due 11/15/2024	474.71	1.62	476.33
06/15/2023	Paydown	47789QAC4	50,000.00	John Deere Owner Trust 2021-B A3 0.52% Due 3/16/2026	2,171.92	20.73	2,192.65
06/15/2023	Paydown	65479JAD5	23,576.70	Nissan Auto Receivables Owner 2019-C A3 1.93% Due 7/15/2024	1,020.37	23.31	1,043.68
06/15/2023	Paydown	89237VAB5	33,881.68	Toyota Auto Receivables Trust 2020-C A3 0.44% Due 10/15/2024	1,301.46	8.14	1,309.60
06/15/2023	Paydown	89238FAD5	45,000.00	Toyota Auto Receivables OT 2022-B A3 2.93% Due 9/15/2026	0.00	109.88	109.88
06/15/2023	Paydown	89240BAC2	27,148.97	Toyota Auto Receivables Owners 2021-A A3 0.26% Due 5/15/2025	1,428.89	3.10	1,431.99
06/15/2023	Paydown	44935FAD6	30,000.00	Hyundai Auto Receivables Trust 2021-C A3 0.74% Due 5/15/2026	1,497.63	18.50	1,516.13
06/15/2023	Paydown	47787JAC2	50,000.00	John Deere Owner Trust 2022-A A3 2.32% Due 9/16/2026	0.00	96.67	96.67
06/15/2023	Paydown	47788UAC6	45,000.00	John Deere Owner Trust 2021-A A3 0.36% Due 9/15/2025	1,872.26	9.57	1,881.83

Small Cities Organized Risk Effort

Account #590

Cash Flow Report

As of August 31, 2022



Payment Date	Transaction Type	CUSIP	Quantity	Security Description	Principal Amount	Income	Total Amount
06/15/2023	Paydown	43815BAC4	65,000.00	Honda Auto Receivables Trust 2022-1 A3 1.88% Due 5/15/2026	0.00	101.83	101.83
06/15/2023	Paydown	47800AAC4	50,000.00	John Deere Owner Trust 2022-B A3 3.74% Due 2/16/2027	0.00	155.83	155.83
06/15/2023	Paydown	58769KAD6	60,000.00	Mercedes-Benz Auto Lease Trust 2021-B A3 0.4% Due 11/15/2024	4,614.96	12.31	4,627.27
06/15/2023	Paydown	44934KAC8	110,000.00	Hyundai Auto Receivables Trust 2021-B A3 0.38% Due 1/15/2026	5,497.23	27.87	5,525.10
06/15/2023	Paydown	89232HAC9	45,640.04	Toyota Auto Receivable Own 2020-A A3 1.66% Due 5/15/2024	2,270.10	29.36	2,299.46
06/16/2023	Paydown	380146AC4	25,000.00	GM Financial Auto Receivables 2022-1 A3 1.26% Due 11/16/2026	0.00	26.25	26.25
06/16/2023	Paydown	362585AC5	40,000.00	GM Financial Securitized ART 2022-2 A3 3.1% Due 2/16/2027	0.00	103.33	103.33
06/16/2023	Paydown	362554AC1	30,000.00	GM Financial Securitized Term 2021-4 A3 0.68% Due 9/16/2026	0.00	17.00	17.00
06/17/2023	Interest	3135G04Z3	260,000.00	FNMA Note 0.5% Due 6/17/2025	0.00	650.00	650.00
06/18/2023	Interest	89236TJK2	130,000.00	Toyota Motor Credit Corp Note 1.125% Due 6/18/2026	0.00	731.25	731.25
06/18/2023	Paydown	43813KAC6	46,602.93	Honda Auto Receivables Trust 2020-3 A3 0.37% Due 10/18/2024	3,108.77	5.76	3,114.53
06/19/2023	Interest	06051GJD2	50,000.00	Bank of America Corp Callable Note Cont 6/19/2025 1.319% Due 6/19/2026	0.00	329.75	329.75
06/20/2023	Paydown	36266FAC3	50,000.00	GM Financial Auto Lease Trust 2022-2 A3 3.42% Due 6/20/2025	0.00	142.50	142.50
06/20/2023	Paydown	92348KAV5	45,000.00	Verizon Master Trust 2022-5 A1A 3.72% Due 7/20/2027	0.00	139.50	139.50
06/20/2023	Paydown	36265MAC9	80,000.00	GM Financial Auto Lease Trust 2022-1 A3 1.9% Due 3/20/2025	0.00	126.67	126.67
06/21/2023	Paydown	43815GAC3	40,000.00	Honda Auto Receivables Trust 2021-4 A3 0.88% Due 1/21/2026	1,814.16	28.00	1,842.16
06/25/2023	Paydown	05602RAD3	40,000.00	BMW Vehicle Owner Trust 2022-A A3 3.21% Due 8/25/2026	0.00	107.00	107.00

Small Cities Organized Risk Effort

Account #590

Cash Flow Report

As of August 31, 2022



Payment Date	Transaction Type	CUSIP	Quantity	Security Description	Principal Amount	Income	Total Amount
06/25/2023	Paydown	09690AAC7	35,000.00	BMW Vehicle Lease Trust 2021-2 A3 0.33% Due 12/26/2024	2,916.31	5.62	2,921.93
06/25/2023	Paydown	05601XAC3	40,000.00	BMW Vehicle Lease Trust 2022-1 A3 1.1% Due 3/25/2025	3,621.47	33.35	3,654.82
06/26/2023	Maturity	931142EK5	100,000.00	Wal-Mart Stores Callable Note Cont 5/26/2023 3.4% Due 6/26/2023	100,000.00	1,700.00	101,700.00
06/27/2023	Interest	02665WCZ2	150,000.00	American Honda Finance Note 2.4% Due 6/27/2024	0.00	1,800.00	1,800.00
06/30/2023	Interest	91282CBC4	125,000.00	US Treasury Note 0.375% Due 12/31/2025	0.00	234.38	234.38
06/30/2023	Interest	91282CEW7	175,000.00	US Treasury Note 3.25% Due 6/30/2027	0.00	2,843.75	2,843.75
JUN 2023					136,240.11	17,883.85	154,123.96
07/01/2023	Interest	4581X0EE4	85,000.00	Inter-American Dev Bank Note 3.25% Due 7/1/2024	0.00	1,381.25	1,381.25
07/07/2023	Interest	3135G0X24	235,000.00	FNMA Note 1.625% Due 1/7/2025	0.00	1,909.38	1,909.38
07/10/2023	Maturity	3135G05G4	135,000.00	FNMA Note 0.25% Due 7/10/2023	135,000.00	168.75	135,168.75
07/15/2023	Interest	87612EBM7	70,000.00	Target Corp Callable Note Cont 12/15/2026 1.95% Due 1/15/2027	0.00	682.50	682.50
07/15/2023	Interest	79466LAG9	25,000.00	Salesforce.com Inc Callable Note Cont 7/15/2022 0.625% Due 7/15/2024	0.00	78.13	78.13
07/15/2023	Paydown	89237VAB5	33,881.68	Toyota Auto Receivables Trust 2020-C A3 0.44% Due 10/15/2024	1,301.94	7.66	1,309.60
07/15/2023	Paydown	89238FAD5	45,000.00	Toyota Auto Receivables OT 2022-B A3 2.93% Due 9/15/2026	0.00	109.88	109.88
07/15/2023	Paydown	43815BAC4	65,000.00	Honda Auto Receivables Trust 2022-1 A3 1.88% Due 5/15/2026	0.00	101.83	101.83
07/15/2023	Paydown	44934KAC8	110,000.00	Hyundai Auto Receivables Trust 2021-B A3 0.38% Due 1/15/2026	5,497.73	26.13	5,523.86
07/15/2023	Paydown	47800AAC4	50,000.00	John Deere Owner Trust 2022-B A3 3.74% Due 2/16/2027	0.00	155.83	155.83

Small Cities Organized Risk Effort

Account #590

Cash Flow Report

As of August 31, 2022



Payment Date	Transaction Type	CUSIP	Quantity	Security Description	Principal Amount	Income	Total Amount
07/15/2023	Paydown	448977AD0	35,000.00	Hyundai Auto Receivables Trust 2022-A A3 2.22% Due 10/15/2026	0.00	64.75	64.75
07/15/2023	Paydown	44935FAD6	30,000.00	Hyundai Auto Receivables Trust 2021-C A3 0.74% Due 5/15/2026	1,497.87	17.58	1,515.45
07/15/2023	Paydown	47787JAC2	50,000.00	John Deere Owner Trust 2022-A A3 2.32% Due 9/16/2026	0.00	96.67	96.67
07/15/2023	Paydown	47787NAC3	8,067.03	John Deere Owner Trust 2020-B A3 0.51% Due 11/15/2024	474.91	1.41	476.32
07/15/2023	Paydown	47788UAC6	45,000.00	John Deere Owner Trust 2021-A A3 0.36% Due 9/15/2025	1,872.87	9.01	1,881.88
07/15/2023	Paydown	47789QAC4	50,000.00	John Deere Owner Trust 2021-B A3 0.52% Due 3/16/2026	2,172.12	19.78	2,191.90
07/15/2023	Paydown	58769KAD6	60,000.00	Mercedes-Benz Auto Lease Trust 2021-B A3 0.4% Due 11/15/2024	4,615.39	10.77	4,626.16
07/15/2023	Paydown	89240BAC2	27,148.97	Toyota Auto Receivables Owners 2021-A A3 0.26% Due 5/15/2025	1,429.36	2.79	1,432.15
07/15/2023	Paydown	44933LAC7	50,000.00	Hyundai Auto Receivables Trust 2021-A A3 0.38% Due 9/15/2025	2,630.72	9.18	2,639.90
07/15/2023	Paydown	65479JAD5	23,576.70	Nissan Auto Receivables Owner 2019-C A3 1.93% Due 7/15/2024	1,022.66	21.67	1,044.33
07/15/2023	Paydown	89232HAC9	45,640.04	Toyota Auto Receivable Own 2020-A A3 1.66% Due 5/15/2024	2,180.26	26.22	2,206.48
07/16/2023	Paydown	362554AC1	30,000.00	GM Financial Securitized Term 2021-4 A3 0.68% Due 9/16/2026	1,425.24	17.00	1,442.24
07/16/2023	Paydown	380146AC4	25,000.00	GM Financial Auto Receivables 2022-1 A3 1.26% Due 11/16/2026	0.00	26.25	26.25
07/16/2023	Paydown	362585AC5	40,000.00	GM Financial Securitized ART 2022-2 A3 3.1% Due 2/16/2027	0.00	103.33	103.33
07/18/2023	Paydown	43813KAC6	46,602.93	Honda Auto Receivables Trust 2020-3 A3 0.37% Due 10/18/2024	3,109.73	4.80	3,114.53
07/20/2023	Paydown	92348KAV5	45,000.00	Verizon Master Trust 2022-5 A1A 3.72% Due 7/20/2027	0.00	139.50	139.50
07/20/2023	Paydown	36266FAC3	50,000.00	GM Financial Auto Lease Trust 2022-2 A3 3.42% Due 6/20/2025	0.00	142.50	142.50

Small Cities Organized Risk Effort

Account #590

Cash Flow Report

As of August 31, 2022



Payment Date	Transaction Type	CUSIP	Quantity	Security Description	Principal Amount	Income	Total Amount
07/20/2023	Paydown	36265MAC9	80,000.00	GM Financial Auto Lease Trust 2022-1 A3 1.9% Due 3/20/2025	0.00	126.67	126.67
07/21/2023	Interest	3137EAEU9	140,000.00	FHLMC Note 0.375% Due 7/21/2025	0.00	262.50	262.50
07/21/2023	Paydown	43815GAC3	40,000.00	Honda Auto Receivables Trust 2021-4 A3 0.88% Due 1/21/2026	1,814.58	26.67	1,841.25
07/23/2023	Call	46647PAU0	150,000.00	JP Morgan Chase & Co Callable Note 1X 7/23/2023 3.797% Due 7/23/2024	150,000.00	2,847.75	152,847.75
07/25/2023	Paydown	05602RAD3	40,000.00	BMW Vehicle Owner Trust 2022-A A3 3.21% Due 8/25/2026	0.00	107.00	107.00
07/25/2023	Paydown	05601XAC3	40,000.00	BMW Vehicle Lease Trust 2022-1 A3 1.1% Due 3/25/2025	3,625.19	30.03	3,655.22
07/25/2023	Paydown	09690AAC7	35,000.00	BMW Vehicle Lease Trust 2021-2 A3 0.33% Due 12/26/2024	2,917.01	4.82	2,921.83
07/26/2023	Interest	3133EKWV4	150,000.00	FFCB Note 1.85% Due 7/26/2024	0.00	1,387.50	1,387.50
07/31/2023	Interest	912828V80	175,000.00	US Treasury Note 2.25% Due 1/31/2024	0.00	1,968.75	1,968.75
07/31/2023	Interest	91282CCP4	125,000.00	US Treasury Note 0.625% Due 7/31/2026	0.00	390.63	390.63
JUL 2023					322,587.58	12,486.87	335,074.45
08/05/2023	Interest	3135G0V34	125,000.00	FNMA Note 2.5% Due 2/5/2024	0.00	1,562.50	1,562.50
08/06/2023	Interest	857477BR3	40,000.00	State Street Bank Callable Note Cont 2/6/2025 1.746% Due 2/6/2026	0.00	349.20	349.20
08/12/2023	Interest	3137EAEPO	260,000.00	FHLMC Note 1.5% Due 2/12/2025	0.00	1,950.00	1,950.00
08/12/2023	Interest	14913R3A3	95,000.00	Caterpillar Financial Service Note 3.6% Due 8/12/2027	0.00	1,710.00	1,710.00
08/15/2023	Interest	912828J27	175,000.00	US Treasury Note 2% Due 2/15/2025	0.00	1,750.00	1,750.00
08/15/2023	Paydown	44935FAD6	30,000.00	Hyundai Auto Receivables Trust 2021-C A3 0.74% Due 5/15/2026	1,498.13	16.65	1,514.78

Small Cities Organized Risk Effort

Account #590

Cash Flow Report

As of August 31, 2022



Payment Date	Transaction Type	CUSIP	Quantity	Security Description	Principal Amount	Income	Total Amount
08/15/2023	Paydown	47787JAC2	50,000.00	John Deere Owner Trust 2022-A A3 2.32% Due 9/16/2026	0.00	96.67	96.67
08/15/2023	Paydown	89232HAC9	45,640.04	Toyota Auto Receivable Own 2020-A A3 1.66% Due 5/15/2024	2,090.03	23.21	2,113.24
08/15/2023	Paydown	44934KAC8	110,000.00	Hyundai Auto Receivables Trust 2021-B A3 0.38% Due 1/15/2026	5,498.24	24.39	5,522.63
08/15/2023	Paydown	47788UAC6	45,000.00	John Deere Owner Trust 2021-A A3 0.36% Due 9/15/2025	1,873.47	8.45	1,881.92
08/15/2023	Paydown	43815BAC4	65,000.00	Honda Auto Receivables Trust 2022-1 A3 1.88% Due 5/15/2026	0.00	101.83	101.83
08/15/2023	Paydown	47787NAC3	8,067.03	John Deere Owner Trust 2020-B A3 0.51% Due 11/15/2024	475.09	1.21	476.30
08/15/2023	Paydown	47789QAC4	50,000.00	John Deere Owner Trust 2021-B A3 0.52% Due 3/16/2026	2,172.32	18.84	2,191.16
08/15/2023	Paydown	58769KAD6	60,000.00	Mercedes-Benz Auto Lease Trust 2021-B A3 0.4% Due 11/15/2024	4,615.81	9.23	4,625.04
08/15/2023	Paydown	89237VAB5	33,881.68	Toyota Auto Receivables Trust 2020-C A3 0.44% Due 10/15/2024	1,302.42	7.18	1,309.60
08/15/2023	Paydown	89238FAD5	45,000.00	Toyota Auto Receivables OT 2022-B A3 2.93% Due 9/15/2026	0.00	109.88	109.88
08/15/2023	Paydown	89240BAC2	27,148.97	Toyota Auto Receivables Owners 2021-A A3 0.26% Due 5/15/2025	1,429.82	2.48	1,432.30
08/15/2023	Paydown	448977AD0	35,000.00	Hyundai Auto Receivables Trust 2022-A A3 2.22% Due 10/15/2026	0.00	64.75	64.75
08/15/2023	Paydown	44933LAC7	50,000.00	Hyundai Auto Receivables Trust 2021-A A3 0.38% Due 9/15/2025	2,631.57	8.35	2,639.92
08/15/2023	Paydown	47800AAC4	50,000.00	John Deere Owner Trust 2022-B A3 3.74% Due 2/16/2027	0.00	155.83	155.83
08/15/2023	Paydown	65479JAD5	23,576.70	Nissan Auto Receivables Owner 2019-C A3 1.93% Due 7/15/2024	1,024.96	20.03	1,044.99
08/16/2023	Paydown	362554AC1	30,000.00	GM Financial Securitized Term 2021-4 A3 0.68% Due 9/16/2026	1,425.58	16.19	1,441.77
08/16/2023	Paydown	362585AC5	40,000.00	GM Financial Securitized ART 2022-2 A3 3.1% Due 2/16/2027	0.00	103.33	103.33

Cash Flow Report

As of August 31, 2022



Payment Date	Transaction Type	CUSIP	Quantity	Security Description	Principal Amount	Income	Total Amount
08/16/2023	Paydown	380146AC4	25,000.00	GM Financial Auto Receivables 2022-1 A3 1.26% Due 11/16/2026	0.00	26.25	26.25
08/18/2023	Paydown	43813KAC6	46,602.93	Honda Auto Receivables Trust 2020-3 A3 0.37% Due 10/18/2024	3,110.69	3.84	3,114.53
08/20/2023	Paydown	36266FAC3	50,000.00	GM Financial Auto Lease Trust 2022-2 A3 3.42% Due 6/20/2025	0.00	142.50	142.50
08/20/2023	Paydown	92348KAV5	45,000.00	Verizon Master Trust 2022-5 A1A 3.72% Due 7/20/2027	0.00	139.50	139.50
08/20/2023	Paydown	36265MAC9	80,000.00	GM Financial Auto Lease Trust 2022-1 A3 1.9% Due 3/20/2025	0.00	126.67	126.67
08/21/2023	Paydown	43815GAC3	40,000.00	Honda Auto Receivables Trust 2021-4 A3 0.88% Due 1/21/2026	1,815.00	25.34	1,840.34
08/25/2023	Interest	3135G05X7	220,000.00	FNMA Note 0.375% Due 8/25/2025	0.00	412.50	412.50
08/25/2023	Paydown	09690AAC7	35,000.00	BMW Vehicle Lease Trust 2021-2 A3 0.33% Due 12/26/2024	2,917.73	4.01	2,921.74
08/25/2023	Paydown	05601XAC3	40,000.00	BMW Vehicle Lease Trust 2022-1 A3 1.1% Due 3/25/2025	3,628.90	26.71	3,655.61
08/25/2023	Paydown	05602RAD3	40,000.00	BMW Vehicle Owner Trust 2022-A A3 3.21% Due 8/25/2026	0.00	107.00	107.00
08/31/2023	Interest	912828ZC7	50,000.00	US Treasury Note 1.125% Due 2/28/2025	0.00	281.25	281.25
08/31/2023	Interest	91282CCW9	350,000.00	US Treasury Note 0.75% Due 8/31/2026	0.00	1,312.50	1,312.50
AUG 2023					37,509.76	10,718.27	48,228.03
TOTAL					1,318,262.00	209,009.16	1,527,271.16



Chandler Asset Management, Inc. ("Chandler") is an SEC registered investment adviser. For additional information about our firm, please see our current disclosures (Form ADV). To obtain a copy of our current disclosures, you may contact your client service representative by calling the number on the front of this statement or you may visit our website at www.chandlerasset.com.

Information contained in this monthly statement is confidential and is provided for informational purposes only and should not be construed as specific investment or legal advice. The information contained herein was obtained from sources believed to be reliable as of the date of this statement, but may become outdated or superseded at any time without notice.

Custody: Your qualified custodian bank maintains control of all assets reflected in this statement and we urge you to compare this statement to the one you receive from your qualified custodian. Chandler does not have any authority to withdraw or deposit funds from/to the custodian account.

Valuation: Prices are provided by IDC, an independent pricing source. In the event IDC does not provide a price or if the price provided is not reflective of fair market value, Chandler will obtain pricing from an alternative approved third party pricing source in accordance with our written valuation policy and procedures. Our valuation procedures are also disclosed in Item 5 of our Form ADV Part 2A.

Performance: Performance results are presented gross-of-advisory fees and represent the client's Total Return. The deduction of advisory fees lowers performance results. These results include the reinvestment of dividends and other earnings. Past performance may not be indicative of future results. Therefore, clients should not assume that future performance of any specific investment or investment strategy will be profitable or equal to past performance levels. All investment strategies have the potential for profit or loss. Economic factors, market conditions or changes in investment strategies, contributions or withdrawals may materially alter the performance and results of your portfolio.

Source ice Data Indices, LLC ("ICE"), used with permission. ICE PERMITS USE OF THE ICE INDICES AND RELATED DATA ON AN "AS IS" BASIS; ICE, ITS AFFILIATES AND THEIR RESPECTIVE THIRD PARTY SUPPLIERS DISCLAIM ANY AND ALL WARRANTIES AND REPRESENTATIONS, EXPRESS AND/OR IMPLIED, INCLUDING ANY WARRANTIES OF MERCHANTABILITY OR FITNESS FOR A PARTICULAR PURPOSE OR USE, INCLUDING THE INDICES, INDEX DATA AND ANY DATA INCLUDED IN, RELATED TO, OR DERIVED THEREFROM. NEITHER ICE DATA, ITS AFFILIATES OR THEIR RESPECTIVE THIRD PARTY PROVIDERS GUARANTEE THE QUALITY, ADEQUACY, ACCURACY, TIMELINESS OR COMPLETENESS OF THE INDICES OR THE INDEX DATA OR ANY COMPONENT THEREOF, AND THE INDICES AND INDEX DATA AND ALL COMPONENTS THEREOF ARE PROVIDED ON AN "AS IS" BASIS AND LICENSEE'S USE IS AT LICENSEE'S OWN RISK. ICE DATA, ITS AFFILIATES AND THEIR RESPECTIVE THIRD PARTY DO NOT SPONSOR, ENDORSE, OR RECOMMEND CHANDLER, OR ANY OF ITS PRODUCTS OR SERVICES.

Index returns assume reinvestment of all distributions. Historical performance results for investment indexes generally do not reflect the deduction of transaction and/or custodial charges or the deduction of an investment management fee, the incurrence of which would have the effect of decreasing historical performance results. It is not possible to invest directly in an index.

Ratings: Ratings information have been provided by Moody's, S&P and Fitch through data feeds we believe to be reliable as of the date of this statement, however we cannot guarantee its accuracy.

Security level ratings for U.S. Agency issued mortgage-backed securities ("MBS") reflect the issuer rating because the securities themselves are not rated. The issuing U.S. Agency guarantees the full and timely payment of both principal and interest and carries a AA+/Aaa/AAA by S&P, Moody's and Fitch respectively.



Benchmark Index	Disclosure
ICE BofA 1-5 Yr US Treasury & Agency Index	The ICE BofA 1-5 Year US Treasury & Agency Index tracks the performance of US dollar denominated US Treasury and nonsubordinated US agency debt issued in the US domestic market. Qualifying securities must have an investment grade rating (based on an average of Moody’s, S&P and Fitch). Qualifying securities must have at least one year remaining term to final maturity and less than five years remaining term to final maturity, at least 18 months to maturity at time of issuance, a fixed coupon schedule, and a minimum amount outstanding of \$1 billion for sovereigns and \$250 million for agencies.
ICE BofA 1-5 Yr AAA-A US Corp & Govt Index	The ICE BofA US 1-5 Year AAA-A US Corporate & Government Index tracks the performance of US dollar denominated investment grade debt publicly issued in the US domestic market, including US Treasury, US agency, foreign government, supranational, and corporate securities. Qualifying securities must be issued from US issuers and be rated AAA through A3 (based on an average of Moody’s, S&P and Fitch). In addition, qualifying securities must have at least one year remaining term to final maturity and less than five years remaining term to final maturity, at least 18 months to final maturity at point of issuance, a fixed coupon schedule, and a minimum amount outstanding of \$1 billion for US Treasuries and \$250 million for all other securities.



Small Cities Organized Risk Effort - Account #590

MONTHLY ACCOUNT STATEMENT

SEPTEMBER 1, 2022 THROUGH SEPTEMBER 30, 2022

Chandler Team:

For questions about your account, please call (800) 317-4747,
or contact operations@chandlerasset.com

Custodian

US Bank
Alexander Bazan
(503) 402-5305

CHANDLER ASSET MANAGEMENT
chandlerasset.com

Information contained herein is confidential. We urge you to compare this statement to the one you receive from your qualified custodian. Please see Important Disclosures.



PORTFOLIO CHARACTERISTICS

Average Modified Duration	2.42
Average Coupon	1.78%
Average Purchase YTM	1.69%
Average Market YTM	4.43%
Average S&P/Moody Rating	AA/Aa1
Average Final Maturity	2.73 yrs
Average Life	2.54 yrs

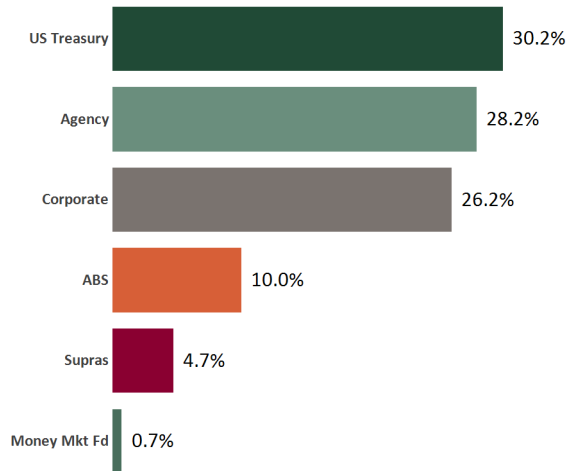
ACCOUNT SUMMARY

	Beg. Values as of 8/31/22	End Values as of 9/30/22
Market Value	11,585,684	11,412,154
Accrued Interest	56,997	43,089
Total Market Value	11,642,681	11,455,242
Income Earned	16,384	16,492
Cont/WD		-1,275
Par	12,139,644	12,185,500
Book Value	12,158,103	12,187,079
Cost Value	12,204,287	12,236,307

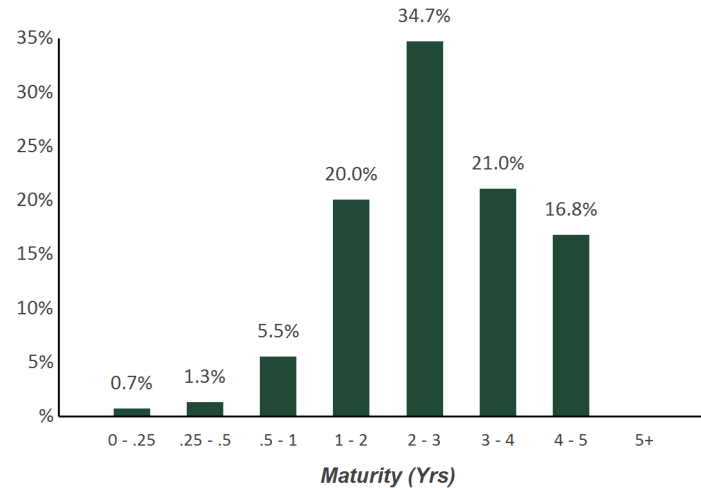
TOP ISSUERS

Government of United States	30.2%
Federal National Mortgage Assoc	11.9%
Federal Home Loan Bank	10.2%
Federal Home Loan Mortgage Corp	4.8%
Intl Bank Recon and Development	2.4%
Inter-American Dev Bank	2.3%
Berkshire Hathaway	2.2%
Hyundai Auto Receivables	1.9%
Total	65.9%

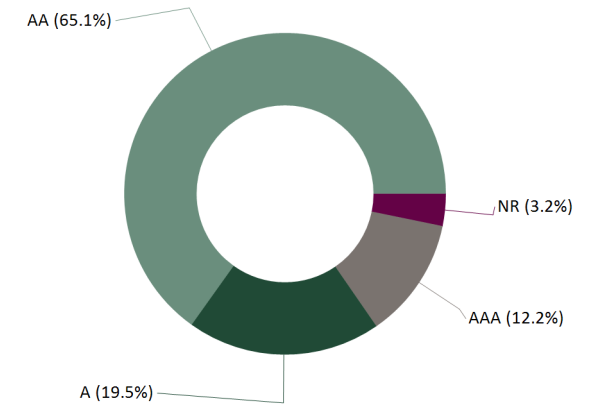
SECTOR ALLOCATION



MATURITY DISTRIBUTION



CREDIT QUALITY (S&P)



PERFORMANCE REVIEW

TOTAL RATE OF RETURN	1M	3M	YTD	1YR	Annualized				
					2YRS	3YRS	5YRS	10YRS	3/31/2006
Small Cities Organized Risk Effort	-1.60%	-1.92%	-5.72%	-6.32%	-3.26%	-0.69%	0.63%	0.82%	2.33%
ICE BofA 1-5 Yr US Treasury & Agency Index	-1.69%	-2.28%	-6.13%	-6.78%	-3.63%	-0.97%	0.39%	0.62%	2.08%
ICE BofA 1-5 Yr AAA-A US Corp & Govt Index	-1.77%	-2.26%	-6.26%	-6.91%	-3.64%	-0.95%	0.44%	0.71%	2.14%

Statement of Compliance

As of September 30, 2022



Small Cities Organized Risk Effort

Assets managed by Chandler Asset Management are in full compliance with state law and with the Client's investment policy.

Category	Standard	Comment
U.S. Treasury Issues	No limitations; Full faith and credit of the U.S. are pledged for the payment of principal and interest	Complies
Federal Agencies	25% max per Agency/GSE issuer; 20% max callable agency securities; Federal agencies or U.S. government-sponsored enterprise obligations, participations, or other instruments, including those issued or fully guaranteed as to principal and interest by federal agencies or U.S. government sponsored enterprises.	Complies
Supranationals	"AA" rating category or higher by a Nationally Recognized Statistical Rating Organization ("NRSRO"); 30% max; 10% max per issuer; USD denominated senior unsecured unsubordinated obligations; Issued or unconditionally guaranteed by International Bank for Reconstruction & Development (IBRD), International Finance Corporation (IFC), or Inter-American Development Bank (IADB)	Complies
Municipal Securities (CA, Local Agency)	"A" rating category or better by a NRSRO; 20% max; 5% max per issuer; Obligations issued by the State of California, any local agency within the state.	Complies
Municipal Securities (CA, Other States)	"A" rating category or better by a NRSRO; 20% max; 5% max per issuer; Bonds of any of the other 49 states in addition to California, including bonds payable solely out of the revenues from a revenue-producing property owned, controlled, or operated by a state, or by a department, board, agency, or authority of any of the other 49 states, in addition to California.	Complies
Corporate Medium Term Notes	"A" rating category or better by a NRSRO; 30% max; 5% max per issuer; Corporate and depository institution debt securities; Issued only by corporations organized and operating within the U.S. or by depository institutions licensed by the U.S. or any state and operating within the U.S.	Complies
Non-Agency Asset-Backed, Mortgage-Backed, Mortgage Pass-Through Securities, and Collateralized Mortgage Obligations	AA rating category or better by a NRSRO; 20% max (combined ABS/MBS/CMO); 5% max per issuer; From issuers not defined in Sections 1 (U.S. Treasury) and 2 (Federal Agencies) of the Investment Instrument and Maturities section of the policy	Complies
Agency Mortgage-Backed, Mortgage Pass-Through Securities, and Collateralized Mortgage Obligations	5 years max maturity; see Federal Agencies also	Complies
Negotiable Certificates of Deposit (NCD)	Any amount above FDIC insured limit must be issued by institutions with "A-1" short-term debt rating or better by a NRSRO; or "A" long-term rating category or better by a NRSRO; 30% max; 5% max per issuer; Issued by a nationally or state-chartered bank, a state or federal savings and loan association, a state or federal credit union, or by federally-licensed or state-licensed branch of a foreign bank.	Complies
Banker's Acceptances	Short-term paper rated in the highest rating category by a NRSRO; 30% max; 5% max per issuer; 180 days max maturity; Issued by domestic or foreign banks	Complies
Commercial Paper	Issued by an entity that meets all of the following conditions in either (a) or (b): a. Securities issued by corporations: (i) organized and operating within the U.S. with assets > \$500 million; (ii) "A-1" rated or better by a NRSRO; (iii) "A" rating or better by a NRSRO, if issuer has debt obligations. b. Securities issued by other entities: (i) organized within the U.S. as a special purpose corporation, trust, or limited liability company; (ii) must have program-wide credit enhancements including, but not limited to, overcollateralization, letters of credit, or a surety bond; (iii) rated "A-1" or better by a NRSRO. 25% max; 5% max per issuer; 270 days maturity; 10% max of the outstanding paper of the issuing corporation	Complies

Money Market Mutual Funds	Registered with SEC under Investment Company Act of 1940 and issued by diversified management companies and meet either of the following criteria: (i) Highest rating by two NRSROs; or (ii) Retained an investment adviser registered or exempt from SEC registration with > 5 years experience managing money market mutual funds with AUM >\$500 million; 20% max combined Money Market Mutual Funds and Mutual Funds; 20% max per Money Market Mutual Fund	<i>Complies</i>
Mutual Funds	Invest in securities as authorized under CGC, Section 53601 (a) to (k) and (m) to (q) inclusive and meet either of the following criteria: (i) Highest rating by two NRSROs; or (ii) Retained an investment adviser registered or exempt from SEC registration with > 5 years experience investing in securities authorized by CGC, Section 53601 and with AUM >\$500 million; 20% max combined Money Market Mutual Funds and Mutual Funds; 10% max per Mutual Fund	<i>Complies</i>
Local Agency Investment Fund (LAIF)	Subject to statutory limits imposed by LAIF; Not used by investment adviser	<i>Complies</i>
Repurchase Agreements	25% max; 5% max per issuer; 1 year max maturity; 102% Collateralized; Not used by investment adviser	<i>Complies</i>
Prohibited	Futures and options; Inverse floaters; Ranges notes; Mortgage-derived or Interest-only strips; Zero interest accrual securities if held to maturity; Trading securities for the sole purpose of speculating on the future direction of interest rates; Purchasing or selling securities on margin; Reverse repurchase agreements; Securities lending or any other form of borrowing or leverage; Financial instruments of SCORE cities	<i>Complies</i>
Max Per Issuer	5% max per issuer, unless otherwise specified	<i>Complies</i>
Maximum Maturity	5 years	<i>Complies</i>

Reconciliation Summary

As of September 30, 2022



BOOK VALUE RECONCILIATION		
BEGINNING BOOK VALUE		\$12,158,102.92
<u>Acquisition</u>		
+ Security Purchases	\$354,347.67	
+ Money Market Fund Purchases	\$238,284.42	
+ Money Market Contributions	\$0.00	
+ Security Contributions	\$0.00	
+ Security Transfers	\$0.00	
Total Acquisitions		\$592,632.09
<u>Dispositions</u>		
- Security Sales	\$99,847.00	
- Money Market Fund Sales	\$341,916.88	
- MMF Withdrawals	\$1,274.89	
- Security Withdrawals	\$0.00	
- Security Transfers	\$0.00	
- Other Dispositions	\$0.00	
- Maturities	\$100,000.00	
- Calls	\$0.00	
- Principal Paydowns	\$19,237.08	
Total Dispositions		\$562,275.85
<u>Amortization/Accretion</u>		
+/- Net Accretion	(\$1,231.07)	
		(\$1,231.07)
<u>Gain/Loss on Dispositions</u>		
+/- Realized Gain/Loss	(\$148.86)	
		(\$148.86)
ENDING BOOK VALUE		\$12,187,079.23

CASH TRANSACTION SUMMARY		
BEGINNING BALANCE		\$186,726.79
<u>Acquisition</u>		
Contributions	\$0.00	
Security Sale Proceeds	\$99,847.00	
Accrued Interest Received	\$689.44	
Interest Received	\$33,299.57	
Dividend Received	\$208.03	
Principal on Maturities	\$100,000.00	
Interest on Maturities	\$0.00	
Calls/Redemption (Principal)	\$0.00	
Interest from Calls/Redemption	\$0.00	
Principal Paydown	\$19,237.08	
Total Acquisitions	\$253,281.12	
<u>Dispositions</u>		
Withdrawals	\$1,274.89	
Security Purchase	\$354,347.67	
Accrued Interest Paid	\$2,565.91	
Total Dispositions	\$358,188.47	
ENDING BOOK VALUE		\$81,819.44

Small Cities Organized Risk Effort

Account #590

Holdings Report

As of September 30, 2022



CUSIP	Security Description	Par Value/Units	Purchase Date Book Yield	Cost Value Book Value	Mkt Price Mkt YTM	Market Value Accrued Int.	% of Port. Gain/Loss	Moody/S&P Fitch	Maturity Duration
ABS									
89232HAC9	Toyota Auto Receivable Own 2020-A A3 1.66% Due 5/15/2024	39,406.91	06/17/2020 0.68%	40,315.12 39,783.95	99.39 3.93%	39,165.19 29.07	0.34% (618.76)	Aaa / AAA NR	1.62 0.27
65479JAD5	Nissan Auto Receivables Owner 2019-C A3 1.93% Due 7/15/2024	19,955.40	10/16/2019 1.94%	19,954.34 19,955.00	99.62 3.76%	19,879.87 17.12	0.17% (75.13)	Aaa / AAA NR	1.79 0.21
89237VAB5	Toyota Auto Receivables Trust 2020-C A3 0.44% Due 10/15/2024	30,643.18	07/21/2020 0.44%	30,640.82 30,642.04	98.35 4.45%	30,138.82 5.99	0.26% (503.22)	Aaa / AAA NR	2.04 0.41
43813KAC6	Honda Auto Receivables Trust 2020-3 A3 0.37% Due 10/18/2024	42,864.80	09/22/2020 0.38%	42,858.50 42,862.53	97.82 4.54%	41,930.95 5.73	0.37% (931.58)	NR / AAA AAA	2.05 0.52
47787NAC3	John Deere Owner Trust 2020-B A3 0.51% Due 11/15/2024	7,455.77	07/14/2020 0.52%	7,454.63 7,455.35	98.05 4.85%	7,310.49 1.69	0.06% (144.86)	Aaa / NR AAA	2.13 0.45
58769KAD6	Mercedes-Benz Auto Lease Trust 2021- B A3 0.4% Due 11/15/2024	60,000.00	06/22/2021 0.40%	59,995.47 59,997.71	96.54 4.75%	57,925.14 10.67	0.51% (2,072.57)	NR / AAA AAA	2.13 0.80
09690AAC7	BMW Vehicle Lease Trust 2021-2 A3 0.33% Due 12/26/2024	35,000.00	09/08/2021 0.34%	34,996.39 34,998.05	97.15 4.51%	34,001.98 1.93	0.30% (996.07)	Aaa / NR AAA	2.24 0.68
36265MAC9	GM Financial Auto Lease Trust 2022-1 A3 1.9% Due 3/20/2025	80,000.00	02/15/2022 1.91%	79,999.31 79,999.50	96.55 4.71%	77,241.36 46.44	0.67% (2,758.14)	Aaa / NR AAA	2.47 1.24
05601XAC3	BMW Vehicle Lease Trust 2022-1 A3 1.1% Due 3/25/2025	40,000.00	01/11/2022 1.11%	39,994.02 39,995.94	96.29 4.76%	38,514.60 7.33	0.34% (1,481.34)	NR / AAA AAA	2.48 1.02
89240BAC2	Toyota Auto Receivables Owners 2021- A A3 0.26% Due 5/15/2025	25,354.21	02/02/2021 0.27%	25,349.50 25,352.00	97.43 4.30%	24,703.47 2.93	0.22% (648.53)	Aaa / NR AAA	2.62 0.63
36266FAC3	GM Financial Auto Lease Trust 2022-2 A3 3.42% Due 6/20/2025	50,000.00	05/03/2022 3.45%	49,994.79 49,995.72	98.09 4.76%	49,046.10 52.25	0.43% (949.62)	NR / AAA AAA	2.72 1.46
47788UAC6	John Deere Owner Trust 2021-A A3 0.36% Due 9/15/2025	45,000.00	03/02/2021 0.37%	44,991.35 44,995.10	96.11 4.92%	43,247.70 7.20	0.38% (1,747.40)	Aaa / NR AAA	2.96 0.86
44933LAC7	Hyundai Auto Receivables Trust 2021-A A3 0.38% Due 9/15/2025	50,000.00	04/20/2021 0.38%	49,994.74 49,997.20	96.68 4.59%	48,338.30 8.44	0.42% (1,658.90)	NR / AAA AAA	2.96 0.79

Small Cities Organized Risk Effort

Account #590

Holdings Report

As of September 30, 2022



CUSIP	Security Description	Par Value/Units	Purchase Date Book Yield	Cost Value Book Value	Mkt Price Mkt YTM	Market Value Accrued Int.	% of Port. Gain/Loss	Moody/S&P Fitch	Maturity Duration
ABS									
44934KAC8	Hyundai Auto Receivables Trust 2021-B A3 0.38% Due 1/15/2026	110,000.00	07/20/2021 0.39%	109,975.72 109,984.84	95.32 4.99%	104,852.22 18.58	0.92% (5,132.62)	NR / AAA AAA	3.30 1.02
43815GAC3	Honda Auto Receivables Trust 2021-4 A3 0.88% Due 1/21/2026	40,000.00	11/16/2021 0.89%	39,991.57 39,993.78	94.61 4.70%	37,844.52 9.78	0.33% (2,149.26)	Aaa / NR AAA	3.31 1.43
47789QAC4	John Deere Owner Trust 2021-B A3 0.52% Due 3/16/2026	50,000.00	07/13/2021 0.52%	49,995.54 49,997.00	94.50 4.71%	47,251.30 11.56	0.41% (2,745.70)	Aaa / NR AAA	3.46 1.33
44935FAD6	Hyundai Auto Receivables Trust 2021-C A3 0.74% Due 5/15/2026	30,000.00	11/09/2021 0.75%	29,993.30 29,995.14	94.36 4.93%	28,309.23 9.87	0.25% (1,685.91)	NR / AAA AAA	3.62 1.37
43815BAC4	Honda Auto Receivables Trust 2022-1 A3 1.88% Due 5/15/2026	65,000.00	02/15/2022 1.89%	64,990.22 64,992.05	95.03 4.81%	61,769.89 54.31	0.54% (3,222.16)	Aaa / AAA NR	3.62 1.73
05602RAD3	BMW Vehicle Owner Trust 2022-A A3 3.21% Due 8/25/2026	40,000.00	05/10/2022 3.23%	39,997.92 39,998.17	97.34 4.81%	38,936.68 21.40	0.34% (1,061.49)	Aaa / AAA NR	3.90 1.70
89238FAD5	Toyota Auto Receivables OT 2022-B A3 2.93% Due 9/15/2026	45,000.00	04/07/2022 2.95%	44,998.95 44,999.10	96.96 4.69%	43,633.89 58.60	0.38% (1,365.21)	Aaa / AAA NR	3.96 1.76
362554AC1	GM Financial Securitized Term 2021-4 A3 0.68% Due 9/16/2026	30,000.00	10/13/2021 0.68%	29,999.24 29,999.45	94.24 5.04%	28,272.39 8.50	0.25% (1,727.06)	Aaa / AAA NR	3.96 1.34
47787JAC2	John Deere Owner Trust 2022-A A3 2.32% Due 9/16/2026	50,000.00	03/10/2022 2.34%	49,988.94 49,990.66	95.59 5.00%	47,797.40 51.56	0.42% (2,193.26)	Aaa / NR AAA	3.96 1.67
448977AD0	Hyundai Auto Receivables Trust 2022-A A3 2.22% Due 10/15/2026	35,000.00	03/09/2022 2.23%	34,998.65 34,998.88	95.93 4.62%	33,575.01 34.53	0.29% (1,423.87)	NR / AAA AAA	4.04 1.72
380146AC4	GM Financial Auto Receivables 2022-1 A3 1.26% Due 11/16/2026	25,000.00	01/11/2022 1.27%	24,997.83 24,998.29	95.13 4.79%	23,783.43 13.13	0.21% (1,214.86)	NR / AAA AAA	4.13 1.40
362585AC5	GM Financial Securitized ART 2022-2 A3 3.1% Due 2/16/2027	40,000.00	04/05/2022 3.13%	39,991.64 39,992.78	96.93 4.92%	38,772.52 51.67	0.34% (1,220.26)	Aaa / AAA NR	4.38 1.72
47800AAC4	John Deere Owner Trust 2022-B A3 3.74% Due 2/16/2027	50,000.00	07/12/2022 3.77%	49,995.23 49,995.50	97.65 4.86%	48,827.15 83.11	0.43% (1,168.35)	Aaa / NR AAA	4.38 2.16
92348KAV5	Verizon Master Trust 2022-5 A1A 3.72% Due 7/20/2027	45,000.00	08/02/2022 3.75%	44,998.02 44,998.12	99.05 4.51%	44,570.70 51.15	0.39% (427.42)	NR / AAA AAA	4.81 1.79

Holdings Report

As of September 30, 2022



CUSIP	Security Description	Par Value/Units	Purchase Date Book Yield	Cost Value Book Value	Mkt Price Mkt YTM	Market Value Accrued Int.	% of Port. Gain/Loss	Moody/S&P Fitch	Maturity Duration
Total ABS		1,180,680.27	1.52%	1,181,451.75 1,180,963.85	4.71%	1,139,640.30 674.54	9.95% (41,323.55)	Aaa / AAA AAA	3.19 1.22
AGENCY									
3135G05G4	FNMA Note 0.25% Due 7/10/2023	135,000.00	07/08/2020 0.32%	134,709.75 134,925.25	97.13 4.04%	131,122.26 75.94	1.15% (3,802.99)	Aaa / AA+ AAA	0.78 0.76
313383YJ4	FHLB Note 3.375% Due 9/8/2023	250,000.00	Various 3.05%	253,613.50 250,702.39	99.10 4.36%	247,756.75 539.07	2.17% (2,945.64)	Aaa / AA+ NR	0.94 0.91
3130A0F70	FHLB Note 3.375% Due 12/8/2023	150,000.00	12/31/2018 2.72%	154,474.50 151,074.57	98.80 4.42%	148,192.95 1,589.06	1.31% (2,881.62)	Aaa / AA+ AAA	1.19 1.14
3135G0V34	FNMA Note 2.5% Due 2/5/2024	125,000.00	02/27/2019 2.58%	124,521.25 124,869.36	97.59 4.36%	121,992.63 486.11	1.07% (2,876.73)	Aaa / AA+ AAA	1.35 1.30
3130A1XJ2	FHLB Note 2.875% Due 6/14/2024	230,000.00	Various 1.96%	239,917.60 233,383.85	97.52 4.40%	224,285.66 1,965.38	1.98% (9,098.19)	Aaa / AA+ NR	1.71 1.63
3133EKWV4	FFCB Note 1.85% Due 7/26/2024	150,000.00	08/13/2019 1.65%	151,448.40 150,531.93	95.59 4.40%	143,380.65 501.04	1.26% (7,151.28)	Aaa / AA+ AAA	1.82 1.76
3130A2UW4	FHLB Note 2.875% Due 9/13/2024	200,000.00	Various 1.66%	211,539.00 204,540.24	97.26 4.35%	194,515.00 287.50	1.70% (10,025.24)	Aaa / AA+ AAA	1.96 1.87
3135G0W66	FNMA Note 1.625% Due 10/15/2024	175,000.00	11/08/2019 1.80%	173,547.50 174,398.49	94.91 4.25%	166,096.35 1,311.28	1.46% (8,302.14)	Aaa / AA+ AAA	2.04 1.96
3135G0X24	FNMA Note 1.625% Due 1/7/2025	235,000.00	Various 1.19%	239,814.00 237,260.02	94.36 4.26%	221,740.60 891.04	1.94% (15,519.42)	Aaa / AA+ AAA	2.27 2.18
3137EAEPO	FHLMC Note 1.5% Due 2/12/2025	260,000.00	02/13/2020 1.52%	259,799.80 259,905.11	93.94 4.22%	244,234.38 530.83	2.14% (15,670.73)	Aaa / AA+ AAA	2.37 2.28
3130A4CH3	FHLB Note 2.375% Due 3/14/2025	225,000.00	03/19/2020 1.18%	237,998.25 231,392.00	95.60 4.28%	215,089.20 252.34	1.88% (16,302.80)	Aaa / AA+ AAA	2.45 2.35
3130AJHU6	FHLB Note 0.5% Due 4/14/2025	150,000.00	06/04/2020 0.53%	149,800.80 149,896.02	90.78 4.37%	136,175.25 347.92	1.19% (13,720.77)	Aaa / AA+ AAA	2.54 2.46
3135G03U5	FNMA Note 0.625% Due 4/22/2025	105,000.00	04/22/2020 0.67%	104,783.70 104,889.24	91.14 4.32%	95,697.63 289.84	0.84% (9,191.61)	Aaa / AA+ AAA	2.56 2.48
3135G04Z3	FNMA Note 0.5% Due 6/17/2025	260,000.00	06/17/2020 0.54%	259,461.80 259,707.88	90.39 4.29%	235,025.18 375.56	2.05% (24,682.70)	Aaa / AA+ AAA	2.72 2.64
3137EAEU9	FHLMC Note 0.375% Due 7/21/2025	140,000.00	07/21/2020 0.48%	139,302.80 139,608.59	89.73 4.30%	125,621.02 102.08	1.10% (13,987.57)	Aaa / AA+ AAA	2.81 2.73

Small Cities Organized Risk Effort

Account #590

Holdings Report

As of September 30, 2022



CUSIP	Security Description	Par Value/Units	Purchase Date Book Yield	Cost Value Book Value	Mkt Price Mkt YTM	Market Value Accrued Int.	% of Port. Gain/Loss	Moody/S&P Fitch	Maturity Duration
AGENCY									
3135G05X7	FNMA Note 0.375% Due 8/25/2025	220,000.00	08/25/2020 0.47%	218,970.40 219,402.22	89.43 4.29%	196,745.12 82.50	1.72% (22,657.10)	Aaa / AA+ AAA	2.90 2.83
3137EAEX3	FHLMC Note 0.375% Due 9/23/2025	200,000.00	09/23/2020 0.44%	199,398.00 199,640.91	89.25 4.25%	178,504.20 16.67	1.56% (21,136.71)	Aaa / AA+ AAA	2.98 2.90
3135G06G3	FNMA Note 0.5% Due 11/7/2025	215,000.00	11/09/2020 0.57%	214,230.30 214,521.10	89.07 4.30%	191,498.35 430.00	1.68% (23,022.75)	Aaa / AA+ AAA	3.11 3.01
Total Agency		3,425,000.00	1.31%	3,467,331.35 3,440,649.17	4.30%	3,217,673.18 10,074.16	28.18% (222,975.99)	Aaa / AA+ AAA	2.15 2.08
CORPORATE									
084670BR8	Berkshire Hathaway Callable Note Cont 1/15/2023 2.75% Due 3/15/2023	150,000.00	04/20/2018 3.28%	146,457.00 149,672.68	99.46 3.95%	149,188.95 183.33	1.30% (483.73)	Aa2 / AA A+	0.45 0.45
58933YAF2	Merck & Co Note 2.8% Due 5/18/2023	150,000.00	10/26/2018 3.41%	146,148.00 149,468.93	99.10 4.26%	148,643.55 1,551.67	1.31% (825.38)	A1 / A+ A+	0.63 0.61
06051GHF9	Bank of America Corp Callable Note 1X 3/5/2023 3.55% Due 3/5/2024	133,000.00	03/06/2019 3.41%	133,694.26 133,073.81	99.22 4.90%	131,961.80 341.00	1.15% (1,112.01)	A2 / A- AA-	1.43 1.36
89114QCB2	Toronto Dominion Bank Note 3.25% Due 3/11/2024	135,000.00	03/26/2019 2.95%	136,833.30 135,533.78	97.56 5.02%	131,699.25 243.75	1.15% (3,834.53)	A1 / A AA-	1.45 1.39
037833CU2	Apple Inc Callable Note Cont 3/11/2024 2.85% Due 5/11/2024	150,000.00	05/17/2019 2.72%	150,888.00 150,266.50	97.56 4.43%	146,337.15 1,662.50	1.29% (3,929.35)	Aaa / AA+ NR	1.61 1.54
023135BW5	Amazon.com Inc Note 0.45% Due 5/12/2024	95,000.00	05/10/2021 0.50%	94,861.30 94,925.46	93.77 4.49%	89,076.75 165.06	0.78% (5,848.71)	A1 / AA AA-	1.62 1.57
02665WCZ2	American Honda Finance Note 2.4% Due 6/27/2024	150,000.00	07/10/2019 2.49%	149,373.00 149,780.27	96.07 4.78%	144,106.20 940.00	1.27% (5,674.07)	A3 / A- A	1.74 1.67
79466LAG9	Salesforce.com Inc Callable Note Cont 7/15/2022 0.625% Due 7/15/2024	25,000.00	06/29/2021 0.64%	24,987.25 24,992.42	93.24 4.60%	23,308.80 32.99	0.20% (1,683.62)	A2 / A+ NR	1.79 1.74
46647PAU0	JP Morgan Chase & Co Callable Note 1X 7/23/2023 3.797% Due 7/23/2024	150,000.00	09/12/2019 2.35%	157,930.50 151,663.94	98.64 5.01%	147,967.05 1,075.82	1.30% (3,696.89)	A1 / A- AA-	1.81 1.71
00440EAS6	Chubb INA Holdings Inc Note 3.15% Due 3/15/2025	140,000.00	02/24/2021 0.83%	152,899.60 147,820.06	95.95 4.92%	134,329.86 196.00	1.17% (13,490.20)	A3 / A A	2.46 2.32

Small Cities Organized Risk Effort

Account #590

Holdings Report

As of September 30, 2022



CUSIP	Security Description	Par Value/Units	Purchase Date Book Yield	Cost Value Book Value	Mkt Price Mkt YTM	Market Value Accrued Int.	% of Port. Gain/Loss	Moody/S&P Fitch	Maturity Duration
CORPORATE									
30231GBH4	Exxon Mobil Corp Callable Note Cont 2/19/2025 2.992% Due 3/19/2025	140,000.00	01/20/2021 0.72%	152,733.00 147,456.80	95.93 4.76%	134,304.38 139.63	1.17% (13,152.42)	Aa2 / AA- NR	2.47 2.34
06367WB85	Bank of Montreal Note 1.85% Due 5/1/2025	150,000.00	03/24/2021 1.15%	154,207.50 152,650.42	92.02 5.19%	138,022.65 1,156.25	1.21% (14,627.77)	A2 / A- AA-	2.59 2.45
14913R2V8	Caterpillar Financial Service Note 3.4% Due 5/13/2025	55,000.00	05/10/2022 3.44%	54,930.15 54,939.14	96.71 4.75%	53,193.09 716.83	0.47% (1,746.05)	A2 / A A	2.62 2.44
747525AF0	Qualcomm Inc Callable Note Cont 2/20/2025 3.45% Due 5/20/2025	140,000.00	05/27/2020 1.13%	155,689.80 148,306.87	96.81 4.75%	135,532.46 1,757.58	1.20% (12,774.41)	A2 / A NR	2.64 2.45
78015K7H1	Royal Bank of Canada Note 1.15% Due 6/10/2025	150,000.00	12/22/2021 1.43%	148,590.00 148,900.85	90.25 5.07%	135,377.25 531.88	1.19% (13,523.60)	A1 / A AA-	2.70 2.58
63743HFE7	National Rural Utilities Note 3.45% Due 6/15/2025	85,000.00	Various 3.55%	84,750.55 84,783.25	96.49 4.85%	82,014.55 1,197.44	0.73% (2,768.70)	A2 / A- A	2.71 2.51
857477BR3	State Street Bank Callable Note Cont 2/6/2025 1.746% Due 2/6/2026	40,000.00	02/02/2022 1.75%	40,000.00 40,000.00	93.15 4.85%	37,261.60 106.70	0.33% (2,738.40)	A1 / A AA-	3.36 3.17
46647PBK1	JP Morgan Chase & Co Callable Note Cont 4/22/2025 2.083% Due 4/22/2026	50,000.00	09/16/2021 1.17%	51,594.50 51,136.84	91.12 5.61%	45,560.80 460.00	0.40% (5,576.04)	A1 / A- AA-	3.56 3.31
91324PEC2	United Health Group Inc Callable Note Cont 4/15/2026 1.15% Due 5/15/2026	175,000.00	Various 1.42%	173,020.70 173,369.33	88.53 4.62%	154,929.95 760.27	1.36% (18,439.38)	A3 / A+ A	3.62 3.46
89236TJK2	Toyota Motor Credit Corp Note 1.125% Due 6/18/2026	130,000.00	06/15/2021 1.13%	129,942.80 129,957.52	87.51 4.84%	113,760.92 418.44	1.00% (16,196.60)	A1 / A+ A+	3.72 3.55
06051GJD2	Bank of America Corp Callable Note Cont 6/19/2025 1.319% Due 6/19/2026	50,000.00	09/16/2021 1.23%	50,167.50 50,121.46	88.77 5.41%	44,386.50 186.86	0.39% (5,734.96)	A2 / A- AA-	3.72 3.52
931142ER0	Wal-Mart Stores Callable Note Cont 08/17/2026 1.05% Due 9/17/2026	30,000.00	09/08/2021 1.09%	29,943.30 29,955.07	87.29 4.59%	26,187.30 12.25	0.23% (3,767.77)	Aa2 / AA AA	3.97 3.80
87612EBM7	Target Corp Callable Note Cont 12/15/2026 1.95% Due 1/15/2027	70,000.00	01/19/2022 1.99%	69,881.00 69,897.37	89.69 4.62%	62,785.17 288.17	0.55% (7,112.20)	A2 / A A	4.30 4.02



CUSIP	Security Description	Par Value/Units	Purchase Date Book Yield	Cost Value Book Value	Mkt Price Mkt YTM	Market Value Accrued Int.	% of Port. Gain/Loss	Moody/S&P Fitch	Maturity Duration
CORPORATE									
808513BY0	Charles Schwab Corp Callable Note Cont 2/3/2027 2.45% Due 3/3/2027	150,000.00	Various 2.78%	147,699.00 147,950.80	89.78 5.06%	134,670.30 285.84	1.18% (13,280.50)	A2 / A A	4.42 4.09
084664CZ2	Berkshire Hathaway Callable Note Cont 2/15/2027 2.3% Due 3/15/2027	115,000.00	03/07/2022 2.30%	114,978.15 114,980.54	91.05 4.54%	104,710.61 117.56	0.92% (10,269.93)	Aa2 / AA A+	4.46 4.15
023135CF1	Amazon.com Inc Callable Note Cont 3/13/2027 3.3% Due 4/13/2027	75,000.00	04/25/2022 3.34%	74,870.25 74,881.49	94.43 4.68%	70,820.25 1,155.00	0.63% (4,061.24)	A1 / AA AA-	4.54 4.08
61772BAB9	Morgan Stanley Callable Note Cont 5/4/2026 1.593% Due 5/4/2027	150,000.00	Various 4.51%	133,989.30 134,852.99	86.22 5.49%	129,332.56 975.71	1.14% (5,520.43)	A1 / A- A	4.59 4.28
14913R3A3	Caterpillar Financial Service Note 3.6% Due 8/12/2027	95,000.00	08/22/2022 3.81%	94,090.85 94,109.90	94.46 4.89%	89,736.81 465.50	0.79% (4,373.09)	A2 / A A	4.87 4.37
931142EX7	Wal-Mart Stores Callable Note Cont 09/09/2027 3.95% Due 9/9/2027	50,000.00	Various 3.99%	49,921.10 49,922.05	96.93 4.65%	48,464.16 120.70	0.42% (1,457.89)	Aa2 / AA AA	4.95 4.42
Total Corporate		3,178,000.00	2.25%	3,205,071.66 3,185,370.54	4.80%	2,987,670.67 17,244.73	26.23% (197,699.87)	A1 / A+ A+	2.69 2.53
MONEY MARKET FUND									
31846V203	First American Govt Obligation Fund Class Y	81,819.44	Various 2.45%	81,819.44 81,819.44	1.00 2.45%	81,819.44 0.00	0.71% 0.00	Aaa / AAA AAA	0.00 0.00
Total Money Market Fund		81,819.44	2.45%	81,819.44 81,819.44	2.45%	81,819.44 0.00	0.71% 0.00	Aaa / AAA AAA	0.00 0.00
SUPRANATIONAL									
4581X0EE4	Inter-American Dev Bank Note 3.25% Due 7/1/2024	85,000.00	06/22/2022 3.26%	84,991.50 84,992.57	98.07 4.41%	83,357.04 690.63	0.73% (1,635.53)	Aaa / AAA AAA	1.75 1.67
4581X0DZ8	Inter-American Dev Bank Note 0.5% Due 9/23/2024	190,000.00	09/15/2021 0.52%	189,859.40 189,907.25	92.88 4.29%	176,479.60 21.11	1.54% (13,427.65)	Aaa / AAA NR	1.98 1.93
459058JB0	Intl. Bank Recon & Development Note 0.625% Due 4/22/2025	130,000.00	04/15/2020 0.70%	129,496.90 129,742.66	91.04 4.36%	118,354.08 358.85	1.04% (11,388.58)	Aaa / AAA NR	2.56 2.48



CUSIP	Security Description	Par Value/Units	Purchase Date Book Yield	Cost Value Book Value	Mkt Price Mkt YTM	Market Value Accrued Int.	% of Port. Gain/Loss	Moody/S&P Fitch	Maturity Duration
SUPRANATIONAL									
459058JL8	Intl. Bank Recon & Development Note 0.5% Due 10/28/2025	180,000.00	10/21/2020 0.52%	179,796.60 179,874.91	88.98 4.37%	160,155.18 382.50	1.40% (19,719.73)	Aaa / AAA AAA	3.08 2.98
Total Supranational		585,000.00	0.96%	584,144.40 584,517.39	4.34%	538,345.90 1,453.09	4.71% (46,171.49)	Aaa / AAA AAA	2.40 2.32
US TREASURY									
912828R69	US Treasury Note 1.625% Due 5/31/2023	100,000.00	05/30/2018 2.67%	95,144.53 99,356.50	98.39 4.09%	98,390.60 546.11	0.86% (965.90)	Aaa / AA+ AAA	0.67 0.65
912828V80	US Treasury Note 2.25% Due 1/31/2024	175,000.00	04/04/2019 2.32%	174,425.78 174,841.29	97.36 4.31%	170,372.13 663.38	1.49% (4,469.16)	Aaa / AA+ AAA	1.34 1.29
912828WJ5	US Treasury Note 2.5% Due 5/15/2024	150,000.00	06/10/2019 1.91%	154,136.72 151,360.52	97.16 4.33%	145,734.30 1,416.44	1.28% (5,626.22)	Aaa / AA+ AAA	1.62 1.55
912828YH7	US Treasury Note 1.5% Due 9/30/2024	300,000.00	Various 1.68%	297,509.76 298,975.03	94.83 4.22%	284,484.31 12.36	2.48% (14,490.72)	Aaa / AA+ AAA	2.00 1.94
912828J7	US Treasury Note 2.125% Due 11/30/2024	275,000.00	Various 1.76%	279,733.40 277,068.59	95.62 4.26%	262,947.30 1,963.88	2.31% (14,121.29)	Aaa / AA+ AAA	2.17 2.07
912828J27	US Treasury Note 2% Due 2/15/2025	175,000.00	03/04/2020 0.72%	185,903.32 180,234.56	94.91 4.28%	166,085.85 447.01	1.45% (14,148.71)	Aaa / AA+ AAA	2.38 2.28
912828ZC7	US Treasury Note 1.125% Due 2/28/2025	50,000.00	03/19/2020 0.72%	50,992.19 50,484.01	92.89 4.25%	46,447.25 48.17	0.41% (4,036.76)	Aaa / AA+ AAA	2.42 2.34
91282CAZ4	US Treasury Note 0.375% Due 11/30/2025	300,000.00	12/29/2020 0.37%	300,093.75 300,060.34	88.68 4.23%	266,027.40 378.07	2.33% (34,032.94)	Aaa / AA+ AAA	3.17 3.08
91282CBC4	US Treasury Note 0.375% Due 12/31/2025	125,000.00	01/27/2021 0.39%	124,882.81 124,922.63	88.44 4.22%	110,551.75 118.46	0.97% (14,370.88)	Aaa / AA+ AAA	3.25 3.16
91282CBT7	US Treasury Note 0.75% Due 3/31/2026	300,000.00	03/30/2021 0.91%	297,597.66 298,319.94	88.81 4.22%	266,425.80 6.18	2.33% (31,894.14)	Aaa / AA+ AAA	3.50 3.39
91282CBW0	US Treasury Note 0.75% Due 4/30/2026	150,000.00	04/29/2021 0.89%	149,009.77 149,291.22	88.59 4.21%	132,884.70 470.79	1.16% (16,406.52)	Aaa / AA+ AAA	3.58 3.45
91282CCP4	US Treasury Note 0.625% Due 7/31/2026	125,000.00	08/10/2021 0.82%	123,813.48 124,085.43	87.50 4.19%	109,370.13 131.62	0.96% (14,715.30)	Aaa / AA+ AAA	3.84 3.71

Holdings Report

As of September 30, 2022



CUSIP	Security Description	Par Value/Units	Purchase Date Book Yield	Cost Value Book Value	Mkt Price Mkt YTM	Market Value Accrued Int.	% of Port. Gain/Loss	Moody/S&P Fitch	Maturity Duration
US TREASURY									
91282CCW9	US Treasury Note 0.75% Due 8/31/2026	350,000.00	Various 0.97%	346,279.30 346,993.47	87.73 4.18%	307,070.40 224.79	2.68% (39,923.07)	Aaa / AA+ AAA	3.92 3.78
91282CDG3	US Treasury Note 1.125% Due 10/31/2026	325,000.00	Various 1.26%	322,884.77 323,237.99	88.71 4.16%	288,297.75 1,530.06	2.53% (34,940.24)	Aaa / AA+ AAA	4.09 3.90
91282CEF4	US Treasury Note 2.5% Due 3/31/2027	200,000.00	09/27/2022 4.26%	185,734.38 185,760.40	93.47 4.10%	186,945.40 13.74	1.63% 1,185.00	Aaa / AA+ AAA	4.50 4.19
91282CEN7	US Treasury Note 2.75% Due 4/30/2027	340,000.00	Various 3.26%	332,193.75 332,677.66	94.43 4.09%	321,047.72 3,912.77	2.84% (11,629.94)	Aaa / AA+ AAA	4.58 4.20
91282CEW7	US Treasury Note 3.25% Due 6/30/2027	175,000.00	08/03/2022 2.94%	177,460.94 177,381.24	96.43 4.08%	168,758.80 1,437.33	1.49% (8,622.44)	Aaa / AA+ AAA	4.75 4.31
91282CFH9	US Treasury Note 3.125% Due 8/31/2027	120,000.00	09/08/2022 3.36%	118,692.19 118,708.02	95.97 4.04%	115,162.56 321.13	1.01% (3,545.46)	Aaa / AA+ AAA	4.92 4.49
Total US Treasury		3,735,000.00	1.70%	3,716,488.50 3,713,758.84	4.19%	3,447,004.15 13,642.29	30.21% (266,754.69)	Aaa / AA+ AAA	3.27 3.10
TOTAL PORTFOLIO		12,185,499.71	1.69%	12,236,307.10 12,187,079.23	4.43%	11,412,153.64 43,088.81	100.00% (774,925.59)	Aa1 / AA AAA	2.73 2.42
TOTAL MARKET VALUE PLUS ACCRUED						11,455,242.45			

Small Cities Organized Risk Effort

Account #590

Transaction Ledger

As of September 30, 2022



Transaction Type	Settlement Date	CUSIP	Quantity	Security Description	Price	Acq/Disp Yield	Amount	Interest Pur/Sold	Total Amount	Gain/Loss
ACQUISITIONS										
Purchase	09/01/2022	31846V203	208.03	First American Govt Obligation Fund Class Y	1.000	1.73%	208.03	0.00	208.03	0.00
Purchase	09/03/2022	31846V203	1,837.50	First American Govt Obligation Fund Class Y	1.000	1.73%	1,837.50	0.00	1,837.50	0.00
Purchase	09/05/2022	31846V203	2,360.75	First American Govt Obligation Fund Class Y	1.000	1.73%	2,360.75	0.00	2,360.75	0.00
Purchase	09/08/2022	31846V203	4,218.75	First American Govt Obligation Fund Class Y	1.000	1.73%	4,218.75	0.00	4,218.75	0.00
Purchase	09/09/2022	31846V203	85,539.74	First American Govt Obligation Fund Class Y	1.000	1.73%	85,539.74	0.00	85,539.74	0.00
Purchase	09/09/2022	91282CFH9	120,000.00	US Treasury Note 3.125% Due 8/31/2027	98.910	3.36%	118,692.19	93.23	118,785.42	0.00
Purchase	09/09/2022	931142EX7	35,000.00	Wal-Mart Stores Callable Note Cont 09/09/2027 3.95% Due 9/9/2027	99.784	4.00%	34,924.40	0.00	34,924.40	0.00
Purchase	09/09/2022	931142EX7	15,000.00	Wal-Mart Stores Callable Note Cont 09/09/2027 3.95% Due 9/9/2027	99.978	3.95%	14,996.70	0.00	14,996.70	0.00
Purchase	09/11/2022	31846V203	2,193.75	First American Govt Obligation Fund Class Y	1.000	1.73%	2,193.75	0.00	2,193.75	0.00
Purchase	09/13/2022	31846V203	2,875.00	First American Govt Obligation Fund Class Y	1.000	1.73%	2,875.00	0.00	2,875.00	0.00
Purchase	09/14/2022	31846V203	3,546.88	First American Govt Obligation Fund Class Y	1.000	1.73%	3,546.88	0.00	3,546.88	0.00
Purchase	09/14/2022	31846V203	100,000.00	First American Govt Obligation Fund Class Y	1.000	1.73%	100,000.00	0.00	100,000.00	0.00
Purchase	09/15/2022	31846V203	5,590.00	First American Govt Obligation Fund Class Y	1.000	1.73%	5,590.00	0.00	5,590.00	0.00
Purchase	09/15/2022	31846V203	614.69	First American Govt Obligation Fund Class Y	1.000	1.73%	614.69	0.00	614.69	0.00
Purchase	09/15/2022	31846V203	3,659.22	First American Govt Obligation Fund Class Y	1.000	1.73%	3,659.22	0.00	3,659.22	0.00

Small Cities Organized Risk Effort

Account #590

Transaction Ledger

As of September 30, 2022



Transaction Type	Settlement Date	CUSIP	Quantity	Security Description	Price	Acq/Disp Yield	Amount	Interest Pur/Sold	Total Amount	Gain/Loss
ACQUISITIONS										
Purchase	09/15/2022	31846V203	6,296.27	First American Govt Obligation Fund Class Y	1.000	1.73%	6,296.27	0.00	6,296.27	0.00
Purchase	09/15/2022	31846V203	3,250.92	First American Govt Obligation Fund Class Y	1.000	1.73%	3,250.92	0.00	3,250.92	0.00
Purchase	09/15/2022	31846V203	1,800.64	First American Govt Obligation Fund Class Y	1.000	1.73%	1,800.64	0.00	1,800.64	0.00
Purchase	09/15/2022	31846V203	20.00	First American Govt Obligation Fund Class Y	1.000	1.73%	20.00	0.00	20.00	0.00
Purchase	09/15/2022	31846V203	285.69	First American Govt Obligation Fund Class Y	1.000	1.73%	285.69	0.00	285.69	0.00
Purchase	09/15/2022	31846V203	21.67	First American Govt Obligation Fund Class Y	1.000	1.73%	21.67	0.00	21.67	0.00
Purchase	09/15/2022	31846V203	13.50	First American Govt Obligation Fund Class Y	1.000	1.73%	13.50	0.00	13.50	0.00
Purchase	09/15/2022	31846V203	96.67	First American Govt Obligation Fund Class Y	1.000	1.73%	96.67	0.00	96.67	0.00
Purchase	09/15/2022	31846V203	101.83	First American Govt Obligation Fund Class Y	1.000	1.73%	101.83	0.00	101.83	0.00
Purchase	09/15/2022	31846V203	109.88	First American Govt Obligation Fund Class Y	1.000	1.73%	109.88	0.00	109.88	0.00
Purchase	09/15/2022	31846V203	18.50	First American Govt Obligation Fund Class Y	1.000	1.73%	18.50	0.00	18.50	0.00
Purchase	09/15/2022	31846V203	34.83	First American Govt Obligation Fund Class Y	1.000	1.73%	34.83	0.00	34.83	0.00
Purchase	09/15/2022	31846V203	15.83	First American Govt Obligation Fund Class Y	1.000	1.73%	15.83	0.00	15.83	0.00
Purchase	09/15/2022	31846V203	64.75	First American Govt Obligation Fund Class Y	1.000	1.73%	64.75	0.00	64.75	0.00
Purchase	09/16/2022	31846V203	26.25	First American Govt Obligation Fund Class Y	1.000	1.73%	26.25	0.00	26.25	0.00
Purchase	09/16/2022	31846V203	103.33	First American Govt Obligation Fund Class Y	1.000	1.73%	103.33	0.00	103.33	0.00

Small Cities Organized Risk Effort

Account #590

Transaction Ledger

As of September 30, 2022



Transaction Type	Settlement Date	CUSIP	Quantity	Security Description	Price	Acq/Disp Yield	Amount	Interest Pur/Sold	Total Amount	Gain/Loss
ACQUISITIONS										
Purchase	09/16/2022	31846V203	17.00	First American Govt Obligation Fund Class Y	1.000	1.73%	17.00	0.00	17.00	0.00
Purchase	09/17/2022	31846V203	157.50	First American Govt Obligation Fund Class Y	1.000	1.73%	157.50	0.00	157.50	0.00
Purchase	09/19/2022	31846V203	2,094.40	First American Govt Obligation Fund Class Y	1.000	1.73%	2,094.40	0.00	2,094.40	0.00
Purchase	09/19/2022	31846V203	3,752.50	First American Govt Obligation Fund Class Y	1.000	1.73%	3,752.50	0.00	3,752.50	0.00
Purchase	09/20/2022	31846V203	181.35	First American Govt Obligation Fund Class Y	1.000	1.73%	181.35	0.00	181.35	0.00
Purchase	09/20/2022	31846V203	142.50	First American Govt Obligation Fund Class Y	1.000	1.73%	142.50	0.00	142.50	0.00
Purchase	09/20/2022	31846V203	126.67	First American Govt Obligation Fund Class Y	1.000	1.73%	126.67	0.00	126.67	0.00
Purchase	09/21/2022	31846V203	29.33	First American Govt Obligation Fund Class Y	1.000	1.73%	29.33	0.00	29.33	0.00
Purchase	09/23/2022	31846V203	850.00	First American Govt Obligation Fund Class Y	1.000	1.73%	850.00	0.00	850.00	0.00
Purchase	09/26/2022	31846V203	9.63	First American Govt Obligation Fund Class Y	1.000	1.73%	9.63	0.00	9.63	0.00
Purchase	09/26/2022	31846V203	107.00	First American Govt Obligation Fund Class Y	1.000	1.73%	107.00	0.00	107.00	0.00
Purchase	09/26/2022	31846V203	36.67	First American Govt Obligation Fund Class Y	1.000	1.73%	36.67	0.00	36.67	0.00
Purchase	09/28/2022	91282CEF4	200,000.00	US Treasury Note 2.5% Due 3/31/2027	92.867	4.26%	185,734.38	2,472.68	188,207.06	0.00
Purchase	09/30/2022	31846V203	5,875.00	First American Govt Obligation Fund Class Y	1.000	2.45%	5,875.00	0.00	5,875.00	0.00
Subtotal			608,284.42				592,632.09	2,565.91	595,198.00	0.00
TOTAL ACQUISITIONS			608,284.42				592,632.09	2,565.91	595,198.00	0.00

DISPOSITIONS										
Sale	09/09/2022	31846V203	34,924.40	First American Govt Obligation Fund Class Y	1.000	1.73%	34,924.40	0.00	34,924.40	0.00
Sale	09/09/2022	31846V203	118,785.42	First American Govt Obligation Fund Class Y	1.000	1.73%	118,785.42	0.00	118,785.42	0.00
Sale	09/09/2022	931142EK5	100,000.00	Wal-Mart Stores Callable Note Cont 5/26/2023 3.4% Due 6/26/2023	99.847	3.41%	99,847.00	689.44	100,536.44	-148.86
Sale	09/28/2022	31846V203	188,207.06	First American Govt Obligation Fund Class Y	1.000	1.73%	188,207.06	0.00	188,207.06	0.00
Subtotal			441,916.88				441,763.88	689.44	442,453.32	-148.86
Paydown	09/15/2022	43815BAC4	0.00	Honda Auto Receivables Trust 2022-1 A3 1.88% Due 5/15/2026	100.000		0.00	101.83	101.83	0.00
Paydown	09/15/2022	448977AD0	0.00	Hyundai Auto Receivables Trust 2022-A A3 2.22% Due 10/15/2026	100.000		0.00	64.75	64.75	0.00
Paydown	09/15/2022	44933LAC7	0.00	Hyundai Auto Receivables Trust 2021-A A3 0.38% Due 9/15/2025	100.000		0.00	15.83	15.83	0.00
Paydown	09/15/2022	44934KAC8	0.00	Hyundai Auto Receivables Trust 2021-B A3 0.38% Due 1/15/2026	100.000		0.00	34.83	34.83	0.00
Paydown	09/15/2022	44935FAD6	0.00	Hyundai Auto Receivables Trust 2021-C A3 0.74% Due 5/15/2026	100.000		0.00	18.50	18.50	0.00
Paydown	09/15/2022	47787JAC2	0.00	John Deere Owner Trust 2022-A A3 2.32% Due 9/16/2026	100.000		0.00	96.67	96.67	0.00
Paydown	09/15/2022	47787NAC3	611.26	John Deere Owner Trust 2020-B A3 0.51% Due 11/15/2024	100.000		611.26	3.43	614.69	0.00
Paydown	09/15/2022	47788UAC6	0.00	John Deere Owner Trust 2021-A A3 0.36% Due 9/15/2025	100.000		0.00	13.50	13.50	0.00
Paydown	09/15/2022	47789QAC4	0.00	John Deere Owner Trust 2021-B A3 0.52% Due 3/16/2026	100.000		0.00	21.67	21.67	0.00
Paydown	09/15/2022	47800AAC4	0.00	John Deere Owner Trust 2022-B A3 3.74% Due 2/16/2027	100.000		0.00	285.69	285.69	0.00
Paydown	09/15/2022	58769KAD6	0.00	Mercedes-Benz Auto Lease Trust 2021-B A3 0.4% Due 11/15/2024	100.000		0.00	20.00	20.00	0.00

Small Cities Organized Risk Effort

Account #590

Transaction Ledger

As of September 30, 2022



Transaction Type	Settlement Date	CUSIP	Quantity	Security Description	Price	Acq/Disp Yield	Amount	Interest Pur/Sold	Total Amount	Gain/Loss
Paydown	09/15/2022	65479JAD5	3,621.30	Nissan Auto Receivables Owner 2019-C A3 1.93% Due 7/15/2024	100.000		3,621.30	37.92	3,659.22	0.00
Paydown	09/15/2022	89232HAC9	6,233.13	Toyota Auto Receivable Own 2020-A A3 1.66% Due 5/15/2024	100.000		6,233.13	63.14	6,296.27	0.00
Paydown	09/15/2022	89237VAB5	3,238.50	Toyota Auto Receivables Trust 2020-C A3 0.44% Due 10/15/2024	100.000		3,238.50	12.42	3,250.92	0.00
Paydown	09/15/2022	89238FAD5	0.00	Toyota Auto Receivables OT 2022-B A3 2.93% Due 9/15/2026	100.000		0.00	109.88	109.88	0.00
Paydown	09/15/2022	89240BAC2	1,794.76	Toyota Auto Receivables Owners 2021-A A3 0.26% Due 5/15/2025	100.000		1,794.76	5.88	1,800.64	0.00
Paydown	09/16/2022	362554AC1	0.00	GM Financial Securitized Term 2021-4 A3 0.68% Due 9/16/2026	100.000		0.00	17.00	17.00	0.00
Paydown	09/16/2022	362585AC5	0.00	GM Financial Securitized ART 2022-2 A3 3.1% Due 2/16/2027	100.000		0.00	103.33	103.33	0.00
Paydown	09/16/2022	380146AC4	0.00	GM Financial Auto Receivables 2022-1 A3 1.26% Due 11/16/2026	100.000		0.00	26.25	26.25	0.00
Paydown	09/19/2022	43813KAC6	3,738.13	Honda Auto Receivables Trust 2020-3 A3 0.37% Due 10/18/2024	100.000		3,738.13	14.37	3,752.50	0.00
Paydown	09/20/2022	36265MAC9	0.00	GM Financial Auto Lease Trust 2022-1 A3 1.9% Due 3/20/2025	100.000		0.00	126.67	126.67	0.00
Paydown	09/20/2022	36266FAC3	0.00	GM Financial Auto Lease Trust 2022-2 A3 3.42% Due 6/20/2025	100.000		0.00	142.50	142.50	0.00
Paydown	09/20/2022	92348KAV5	0.00	Verizon Master Trust 2022-5 A1A 3.72% Due 7/20/2027	100.000		0.00	181.35	181.35	0.00
Paydown	09/21/2022	43815GAC3	0.00	Honda Auto Receivables Trust 2021-4 A3 0.88% Due 1/21/2026	100.000		0.00	29.33	29.33	0.00

Small Cities Organized Risk Effort

Account #590

Transaction Ledger

As of September 30, 2022



Transaction Type	Settlement Date	CUSIP	Quantity	Security Description	Price	Acq/Disp Yield	Amount	Interest Pur/Sold	Total Amount	Gain/Loss
Paydown	09/26/2022	05601XAC3	0.00	BMW Vehicle Lease Trust 2022-1 A3 1.1% Due 3/25/2025	100.000		0.00	36.67	36.67	0.00
Paydown	09/26/2022	05602RAD3	0.00	BMW Vehicle Owner Trust 2022-A A3 3.21% Due 8/25/2026	100.000		0.00	107.00	107.00	0.00
Paydown	09/26/2022	09690AAC7	0.00	BMW Vehicle Lease Trust 2021-2 A3 0.33% Due 12/26/2024	100.000		0.00	9.63	9.63	0.00
Subtotal			19,237.08				19,237.08	1,700.04	20,937.12	0.00
Maturity	09/14/2022	4581X0CZ9	100,000.00	Inter-American Dev Bank Note 1.75% Due 9/14/2022	100.000		100,000.00	0.00	100,000.00	0.00
Subtotal			100,000.00				100,000.00	0.00	100,000.00	0.00
Security Withdrawal	09/09/2022	31846V203	1,170.72	First American Govt Obligation Fund Class Y	1.000		1,170.72	0.00	1,170.72	0.00
Security Withdrawal	09/26/2022	31846V203	104.17	First American Govt Obligation Fund Class Y	1.000		104.17	0.00	104.17	0.00
Subtotal			1,274.89				1,274.89	0.00	1,274.89	0.00
TOTAL DISPOSITIONS			562,428.85				562,275.85	2,389.48	564,665.33	-148.86

OTHER TRANSACTIONS										
Interest	09/03/2022	808513BY0	150,000.00	Charles Schwab Corp Callable Note Cont 2/3/2027 2.45% Due 3/3/2027	0.000		1,837.50	0.00	1,837.50	0.00
Interest	09/05/2022	06051GHF9	133,000.00	Bank of America Corp Callable Note 1X 3/5/2023 3.55% Due 3/5/2024	0.000		2,360.75	0.00	2,360.75	0.00
Interest	09/08/2022	313383YJ4	250,000.00	FHLB Note 3.375% Due 9/8/2023	0.000		4,218.75	0.00	4,218.75	0.00
Interest	09/11/2022	89114QCB2	135,000.00	Toronto Dominion Bank Note 3.25% Due 3/11/2024	0.000		2,193.75	0.00	2,193.75	0.00
Interest	09/13/2022	3130A2UW4	200,000.00	FHLB Note 2.875% Due 9/13/2024	0.000		2,875.00	0.00	2,875.00	0.00
Interest	09/14/2022	3130A4CH3	225,000.00	FHLB Note 2.375% Due 3/14/2025	0.000		2,671.88	0.00	2,671.88	0.00

Small Cities Organized Risk Effort

Account #590

Transaction Ledger

As of September 30, 2022



Transaction Type	Settlement Date	CUSIP	Quantity	Security Description	Price	Acq/Disp Yield	Amount	Interest Pur/Sold	Total Amount	Gain/Loss
OTHER TRANSACTIONS										
Interest	09/14/2022	4581X0CZ9	100,000.00	Inter-American Dev Bank Note 1.75% Due 9/14/2022	0.000		875.00	0.00	875.00	0.00
Interest	09/15/2022	00440EAS6	140,000.00	Chubb INA Holdings Inc Note 3.15% Due 3/15/2025	0.000		2,205.00	0.00	2,205.00	0.00
Interest	09/15/2022	084664CZ2	115,000.00	Berkshire Hathaway Callable Note Cont 2/15/2027 2.3% Due 3/15/2027	0.000		1,322.50	0.00	1,322.50	0.00
Interest	09/15/2022	084670BR8	150,000.00	Berkshire Hathaway Callable Note Cont 1/15/2023 2.75% Due 3/15/2023	0.000		2,062.50	0.00	2,062.50	0.00
Interest	09/17/2022	931142ER0	30,000.00	Wal-Mart Stores Callable Note Cont 08/17/2026 1.05% Due 9/17/2026	0.000		157.50	0.00	157.50	0.00
Interest	09/19/2022	30231GBH4	140,000.00	Exxon Mobil Corp Callable Note Cont 2/19/2025 2.992% Due 3/19/2025	0.000		2,094.40	0.00	2,094.40	0.00
Interest	09/23/2022	3137EAEX3	200,000.00	FHLMC Note 0.375% Due 9/23/2025	0.000		375.00	0.00	375.00	0.00
Interest	09/23/2022	4581X0DZ8	190,000.00	Inter-American Dev Bank Note 0.5% Due 9/23/2024	0.000		475.00	0.00	475.00	0.00
Interest	09/30/2022	912828YH7	300,000.00	US Treasury Note 1.5% Due 9/30/2024	0.000		2,250.00	0.00	2,250.00	0.00
Interest	09/30/2022	91282CBT7	300,000.00	US Treasury Note 0.75% Due 3/31/2026	0.000		1,125.00	0.00	1,125.00	0.00
Interest	09/30/2022	91282CEF4	200,000.00	US Treasury Note 2.5% Due 3/31/2027	0.000		2,500.00	0.00	2,500.00	0.00
Subtotal			2,958,000.00				31,599.53	0.00	31,599.53	0.00
Dividend	09/01/2022	31846V203	186,726.79	First American Govt Obligation Fund Class Y	0.000		208.03	0.00	208.03	0.00
Subtotal			186,726.79				208.03	0.00	208.03	0.00
TOTAL OTHER TRANSACTIONS			3,144,726.79				31,807.56	0.00	31,807.56	0.00

Small Cities Organized Risk Effort

Account #590

Income Earned

As of September 30, 2022



CUSIP	Security Description	Trade Date Settle Date Units	Book Value: Begin Book Value: Acq Book Value: Disp Book Value: End	Prior Accrued Inc. Received Ending Accrued Total Interest	Accr. Of Discount Amort. Of Premium Net Accret/Amort Income Earned	Total Income
FIXED INCOME						
00440EAS6	Chubb INA Holdings Inc Note 3.15% Due 03/15/2025	02/24/2021 02/26/2021 140,000.00	148,081.89 0.00 0.00 147,820.06	2,033.50 2,205.00 196.00 367.50	0.00 261.83 (261.83) 105.67	105.67
023135BW5	Amazon.com Inc Note 0.45% Due 05/12/2024	05/10/2021 05/12/2021 95,000.00	94,921.66 0.00 0.00 94,925.46	129.44 0.00 165.06 35.62	3.80 0.00 3.80 39.42	39.42
023135CF1	Amazon.com Inc Callable Note Cont 3/13/2027 3.3% Due 04/13/2027	04/25/2022 04/27/2022 75,000.00	74,879.34 0.00 0.00 74,881.49	948.75 0.00 1,155.00 206.25	2.15 0.00 2.15 208.40	208.40
02665WCZ2	American Honda Finance Note 2.4% Due 06/27/2024	07/10/2019 07/12/2019 150,000.00	149,769.90 0.00 0.00 149,780.27	640.00 0.00 940.00 300.00	10.37 0.00 10.37 310.37	310.37
037833CU2	Apple Inc Callable Note Cont 3/11/2024 2.85% Due 05/11/2024	05/17/2019 05/21/2019 150,000.00	150,281.67 0.00 0.00 150,266.50	1,306.25 0.00 1,662.50 356.25	0.00 15.17 (15.17) 341.08	341.08
05601XAC3	BMW Vehicle Lease Trust 2022-1 A3 1.1% Due 03/25/2025	01/11/2022 01/19/2022 40,000.00	39,995.71 0.00 0.00 39,995.94	7.33 36.67 7.33 36.67	0.23 0.00 0.23 36.90	36.90
05602RAD3	BMW Vehicle Owner Trust 2022-A A3 3.21% Due 08/25/2026	05/10/2022 05/18/2022 40,000.00	39,998.11 0.00 0.00 39,998.17	21.40 107.00 21.40 107.00	0.06 0.00 0.06 107.06	107.06
06051GHF9	Bank of America Corp Callable Note 1X 3/5/2023 3.55% Due 03/05/2024	03/06/2019 03/08/2019 133,000.00	133,088.09 0.00 0.00 133,073.81	2,308.29 2,360.75 341.00 393.46	0.00 14.28 (14.28) 379.18	379.18
06051GJD2	Bank of America Corp Callable Note Cont 6/19/2025 1.319% Due 06/19/2026	09/16/2021 09/20/2021 50,000.00	50,125.14 0.00 0.00 50,121.46	131.90 0.00 186.86 54.96	0.00 3.68 (3.68) 51.28	51.28

Small Cities Organized Risk Effort

Account #590

Income Earned

As of September 30, 2022



CUSIP	Security Description	Trade Date Settle Date Units	Book Value: Begin Book Value: Acq Book Value: Disp Book Value: End	Prior Accrued Inc. Received Ending Accrued Total Interest	Accr. Of Discount Amort. Of Premium Net Accret/Amort Income Earned	Total Income
06367WB85	Bank of Montreal Note 1.85% Due 05/01/2025	03/24/2021 03/26/2021 150,000.00	152,734.73 0.00 0.00 152,650.42	925.00 0.00 1,156.25 231.25	0.00 84.31 (84.31) 146.94	146.94
084664CZ2	Berkshire Hathaway Callable Note Cont 2/15/2027 2.3% Due 03/15/2027	03/07/2022 03/15/2022 115,000.00	114,980.18 0.00 0.00 114,980.54	1,219.64 1,322.50 117.56 220.42	0.36 0.00 0.36 220.78	220.78
084670BR8	Berkshire Hathaway Callable Note Cont 1/15/2023 2.75% Due 03/15/2023	04/20/2018 04/24/2018 150,000.00	149,613.17 0.00 0.00 149,672.68	1,902.08 2,062.50 183.33 343.75	59.51 0.00 59.51 403.26	403.26
09690AAC7	BMW Vehicle Lease Trust 2021-2 A3 0.33% Due 12/26/2024	09/08/2021 09/15/2021 35,000.00	34,997.91 0.00 0.00 34,998.05	1.93 9.63 1.93 9.63	0.14 0.00 0.14 9.77	9.77
14913R2V8	Caterpillar Financial Service Note 3.4% Due 05/13/2025	05/10/2022 05/13/2022 55,000.00	54,937.22 0.00 0.00 54,939.14	561.00 0.00 716.83 155.83	1.92 0.00 1.92 157.75	157.75
14913R3A3	Caterpillar Financial Service Note 3.6% Due 08/12/2027	08/22/2022 08/24/2022 95,000.00	94,094.86 0.00 0.00 94,109.90	180.50 0.00 465.50 285.00	15.04 0.00 15.04 300.04	300.04
30231GBH4	Exxon Mobil Corp Callable Note Cont 2/19/2025 2.992% Due 03/19/2025	01/20/2021 01/22/2021 140,000.00	147,713.34 0.00 0.00 147,456.80	1,884.96 2,094.40 139.63 349.07	0.00 256.54 (256.54) 92.53	92.53
3130A0F70	FHLB Note 3.375% Due 12/08/2023	12/31/2018 12/31/2018 150,000.00	151,149.03 0.00 0.00 151,074.57	1,167.19 0.00 1,589.06 421.87	0.00 74.46 (74.46) 347.41	347.41
3130A1XJ2	FHLB Note 2.875% Due 06/14/2024	Various Various 230,000.00	233,547.06 0.00 0.00 233,383.85	1,414.34 0.00 1,965.38 551.04	0.00 163.21 (163.21) 387.83	387.83

Small Cities Organized Risk Effort

Account #590

Income Earned

As of September 30, 2022



CUSIP	Security Description	Trade Date Settle Date Units	Book Value: Begin Book Value: Acq Book Value: Disp Book Value: End	Prior Accrued Inc. Received Ending Accrued Total Interest	Accr. Of Discount Amort. Of Premium Net Accret/Amort Income Earned	Total Income
3130A2UW4	FHLB Note 2.875% Due 09/13/2024	Various Various 200,000.00	204,731.27 0.00 0.00 204,540.24	2,683.34 2,875.00 287.50 479.16	0.00 191.03 (191.03) 288.13	288.13
3130A4CH3	FHLB Note 2.375% Due 03/14/2025	03/19/2020 03/20/2020 225,000.00	231,606.25 0.00 0.00 231,392.00	2,478.91 2,671.88 252.34 445.31	0.00 214.25 (214.25) 231.06	231.06
313383YJ4	FHLB Note 3.375% Due 09/08/2023	Various Various 250,000.00	250,764.00 0.00 0.00 250,702.39	4,054.69 4,218.75 539.07 703.13	0.00 61.61 (61.61) 641.52	641.52
3133EKWV4	FFCB Note 1.85% Due 07/26/2024	08/13/2019 08/14/2019 150,000.00	150,555.97 0.00 0.00 150,531.93	269.79 0.00 501.04 231.25	0.00 24.04 (24.04) 207.21	207.21
3135G03U5	FNMA Note 0.625% Due 04/22/2025	04/22/2020 04/24/2020 105,000.00	104,885.68 0.00 0.00 104,889.24	235.16 0.00 289.84 54.68	3.56 0.00 3.56 58.24	58.24
3135G04Z3	FNMA Note 0.5% Due 06/17/2025	06/17/2020 06/19/2020 260,000.00	259,699.03 0.00 0.00 259,707.88	267.22 0.00 375.56 108.34	8.85 0.00 8.85 117.19	117.19
3135G05G4	FNMA Note 0.25% Due 07/10/2023	07/08/2020 07/10/2020 135,000.00	134,917.30 0.00 0.00 134,925.25	47.81 0.00 75.94 28.13	7.95 0.00 7.95 36.08	36.08
3135G05X7	FNMA Note 0.375% Due 08/25/2025	08/25/2020 08/27/2020 220,000.00	219,385.29 0.00 0.00 219,402.22	13.75 0.00 82.50 68.75	16.93 0.00 16.93 85.68	85.68
3135G06G3	FNMA Note 0.5% Due 11/07/2025	11/09/2020 11/12/2020 215,000.00	214,508.42 0.00 0.00 214,521.10	340.42 0.00 430.00 89.58	12.68 0.00 12.68 102.26	102.26

Small Cities Organized Risk Effort

Account #590

Income Earned

As of September 30, 2022



CUSIP	Security Description	Trade Date Settle Date Units	Book Value: Begin Book Value: Acq Book Value: Disp Book Value: End	Prior Accrued Inc. Received Ending Accrued Total Interest	Accr. Of Discount Amort. Of Premium Net Accret/Amort Income Earned	Total Income
3135G0V34	FNMA Note 2.5% Due 02/05/2024	02/27/2019 02/28/2019 125,000.00	124,861.39 0.00 0.00 124,869.36	225.69 0.00 486.11 260.42	7.97 0.00 7.97 268.39	268.39
3135G0W66	FNMA Note 1.625% Due 10/15/2024	11/08/2019 11/12/2019 175,000.00	174,374.27 0.00 0.00 174,398.49	1,074.31 0.00 1,311.28 236.97	24.22 0.00 24.22 261.19	261.19
3135G0X24	FNMA Note 1.625% Due 01/07/2025	Various Various 235,000.00	237,341.81 0.00 0.00 237,260.02	572.82 0.00 891.04 318.22	4.72 86.51 (81.79) 236.43	236.43
3137EAEPO	FHLMC Note 1.5% Due 02/12/2025	02/13/2020 02/14/2020 260,000.00	259,901.82 0.00 0.00 259,905.11	205.83 0.00 530.83 325.00	3.29 0.00 3.29 328.29	328.29
3137EAEU9	FHLMC Note 0.375% Due 07/21/2025	07/21/2020 07/23/2020 140,000.00	139,597.12 0.00 0.00 139,608.59	58.33 0.00 102.08 43.75	11.47 0.00 11.47 55.22	55.22
3137EAEX3	FHLMC Note 0.375% Due 09/23/2025	09/23/2020 09/25/2020 200,000.00	199,631.01 0.00 0.00 199,640.91	329.17 375.00 16.67 62.50	9.90 0.00 9.90 72.40	72.40
362554AC1	GM Financial Securitized Term 2021-4 A3 0.68% Due 09/16/2026	10/13/2021 10/21/2021 30,000.00	29,999.43 0.00 0.00 29,999.45	8.50 17.00 8.50 17.00	0.02 0.00 0.02 17.02	17.02
362585AC5	GM Financial Securitized ART 2022-2 A3 3.1% Due 02/16/2027	04/05/2022 04/13/2022 40,000.00	39,992.58 0.00 0.00 39,992.78	51.67 103.33 51.67 103.33	0.20 0.00 0.20 103.53	103.53
36265MAC9	GM Financial Auto Lease Trust 2022-1 A3 1.9% Due 03/20/2025	02/15/2022 02/23/2022 80,000.00	79,999.48 0.00 0.00 79,999.50	46.44 126.67 46.44 126.67	0.02 0.00 0.02 126.69	126.69

Small Cities Organized Risk Effort

Account #590

Income Earned

As of September 30, 2022



CUSIP	Security Description	Trade Date Settle Date Units	Book Value: Begin Book Value: Acq Book Value: Disp Book Value: End	Prior Accrued Inc. Received Ending Accrued Total Interest	Accr. Of Discount Amort. Of Premium Net Accret/Amort Income Earned	Total Income
36266FAC3	GM Financial Auto Lease Trust 2022-2 A3 3.42% Due 06/20/2025	05/03/2022 05/11/2022 50,000.00	49,995.52 0.00 0.00 49,995.72	52.25 142.50 52.25 142.50	0.20 0.00 0.20 142.70	142.70
380146AC4	GM Financial Auto Receivables 2022-1 A3 1.26% Due 11/16/2026	01/11/2022 01/19/2022 25,000.00	24,998.23 0.00 0.00 24,998.29	13.13 26.25 13.13 26.25	0.06 0.00 0.06 26.31	26.31
43813KAC6	Honda Auto Receivables Trust 2020-3 A3 0.37% Due 10/18/2024	09/22/2020 09/29/2020 42,864.80	46,600.28 0.00 3,738.13 42,862.53	6.23 14.37 5.73 13.87	0.38 0.00 0.38 14.25	14.25
43815BAC4	Honda Auto Receivables Trust 2022-1 A3 1.88% Due 05/15/2026	02/15/2022 02/23/2022 65,000.00	64,991.80 0.00 0.00 64,992.05	54.31 101.83 54.31 101.83	0.25 0.00 0.25 102.08	102.08
43815GAC3	Honda Auto Receivables Trust 2021-4 A3 0.88% Due 01/21/2026	11/16/2021 11/24/2021 40,000.00	39,993.57 0.00 0.00 39,993.78	9.78 29.33 9.78 29.33	0.21 0.00 0.21 29.54	29.54
448977AD0	Hyundai Auto Receivables Trust 2022-A A3 2.22% Due 10/15/2026	03/09/2022 03/16/2022 35,000.00	34,998.84 0.00 0.00 34,998.88	34.53 64.75 34.53 64.75	0.04 0.00 0.04 64.79	64.79
44933LAC7	Hyundai Auto Receivables Trust 2021-A A3 0.38% Due 09/15/2025	04/20/2021 04/28/2021 50,000.00	49,997.06 0.00 0.00 49,997.20	8.44 15.83 8.44 15.83	0.14 0.00 0.14 15.97	15.97
44934KAC8	Hyundai Auto Receivables Trust 2021-B A3 0.38% Due 01/15/2026	07/20/2021 07/28/2021 110,000.00	109,984.20 0.00 0.00 109,984.84	18.58 34.83 18.58 34.83	0.64 0.00 0.64 35.47	35.47
44935FAD6	Hyundai Auto Receivables Trust 2021-C A3 0.74% Due 05/15/2026	11/09/2021 11/17/2021 30,000.00	29,994.97 0.00 0.00 29,995.14	9.87 18.50 9.87 18.50	0.17 0.00 0.17 18.67	18.67

Small Cities Organized Risk Effort

Account #590

Income Earned

As of September 30, 2022



CUSIP	Security Description	Trade Date Settle Date Units	Book Value: Begin Book Value: Acq Book Value: Disp Book Value: End	Prior Accrued Inc. Received Ending Accrued Total Interest	Accr. Of Discount Amort. Of Premium Net Accret/Amort Income Earned	Total Income
4581X0CZ9	Inter-American Dev Bank Note Due 09/14/2022	11/28/2017 11/30/2017 0.00	99,985.63 0.00 100,000.00 0.00	811.81 875.00 0.00 63.19	14.37 0.00 14.37 77.56	77.56
4581X0DZ8	Inter-American Dev Bank Note 0.5% Due 09/23/2024	09/15/2021 09/23/2021 190,000.00	189,903.40 0.00 0.00 189,907.25	416.94 475.00 21.11 79.17	3.85 0.00 3.85 83.02	83.02
4581X0EE4	Inter-American Dev Bank Note 3.25% Due 07/01/2024	06/22/2022 07/01/2022 85,000.00	84,992.22 0.00 0.00 84,992.57	460.42 0.00 690.63 230.21	0.35 0.00 0.35 230.56	230.56
459058JB0	Intl. Bank Recon & Development Note 0.625% Due 04/22/2025	04/15/2020 04/22/2020 130,000.00	129,734.40 0.00 0.00 129,742.66	291.15 0.00 358.85 67.70	8.26 0.00 8.26 75.96	75.96
459058JL8	Intl. Bank Recon & Development Note 0.5% Due 10/28/2025	10/21/2020 10/28/2020 180,000.00	179,871.57 0.00 0.00 179,874.91	307.50 0.00 382.50 75.00	3.34 0.00 3.34 78.34	78.34
46647PAU0	JP Morgan Chase & Co Callable Note 1X 7/23/2023 3.797% Due 07/23/2024	09/12/2019 09/16/2019 150,000.00	151,833.15 0.00 0.00 151,663.94	601.19 0.00 1,075.82 474.63	0.00 169.21 (169.21) 305.42	305.42
46647PBK1	JP Morgan Chase & Co Callable Note Cont 4/22/2025 2.083% Due 04/22/2026	09/16/2021 09/20/2021 50,000.00	51,173.36 0.00 0.00 51,136.84	373.20 0.00 460.00 86.80	0.00 36.52 (36.52) 50.28	50.28
47787JAC2	John Deere Owner Trust 2022-A A3 2.32% Due 09/16/2026	03/10/2022 03/16/2022 50,000.00	49,990.40 0.00 0.00 49,990.66	51.56 96.67 51.56 96.67	0.26 0.00 0.26 96.93	96.93
47787NAC3	John Deere Owner Trust 2020-B A3 0.51% Due 11/15/2024	07/14/2020 07/22/2020 7,455.77	8,066.55 0.00 611.26 7,455.35	1.83 3.43 1.69 3.29	0.06 0.00 0.06 3.35	3.35

Small Cities Organized Risk Effort

Account #590

Income Earned

As of September 30, 2022



CUSIP	Security Description	Trade Date Settle Date Units	Book Value: Begin Book Value: Acq Book Value: Disp Book Value: End	Prior Accrued Inc. Received Ending Accrued Total Interest	Accr. Of Discount Amort. Of Premium Net Accret/Amort Income Earned	Total Income
47788UAC6	John Deere Owner Trust 2021-A A3 0.36% Due 09/15/2025	03/02/2021 03/10/2021 45,000.00	44,994.90 0.00 0.00 44,995.10	7.20 13.50 7.20 13.50	0.20 0.00 0.20 13.70	13.70
47789QAC4	John Deere Owner Trust 2021-B A3 0.52% Due 03/16/2026	07/13/2021 07/21/2021 50,000.00	49,996.90 0.00 0.00 49,997.00	11.56 21.67 11.56 21.67	0.10 0.00 0.10 21.77	21.77
47800AAC4	John Deere Owner Trust 2022-B A3 3.74% Due 02/16/2027	07/12/2022 07/20/2022 50,000.00	49,995.39 0.00 0.00 49,995.50	212.97 285.69 83.11 155.83	0.11 0.00 0.11 155.94	155.94
58769KAD6	Mercedes-Benz Auto Lease Trust 2021-B A3 0.4% Due 11/15/2024	06/22/2021 06/29/2021 60,000.00	59,997.56 0.00 0.00 59,997.71	10.67 20.00 10.67 20.00	0.15 0.00 0.15 20.15	20.15
58933YAF2	Merck & Co Note 2.8% Due 05/18/2023	10/26/2018 10/30/2018 150,000.00	149,399.36 0.00 0.00 149,468.93	1,201.67 0.00 1,551.67 350.00	69.57 0.00 69.57 419.57	419.57
61772BAB9	Morgan Stanley Callable Note Cont 5/4/2026 1.593% Due 05/04/2027	Various Various 150,000.00	134,581.85 0.00 0.00 134,852.99	776.59 0.00 975.71 199.12	271.14 0.00 271.14 470.26	470.26
63743HFE7	National Rural Utilities Note 3.45% Due 06/15/2025	Various Various 85,000.00	84,776.67 0.00 0.00 84,783.25	953.07 0.00 1,197.44 244.37	6.58 0.00 6.58 250.95	250.95
65479JAD5	Nissan Auto Receivables Owner 2019-C A3 1.93% Due 07/15/2024	10/16/2019 10/23/2019 19,955.40	23,576.21 0.00 3,621.30 19,955.00	20.22 37.92 17.12 34.82	0.09 0.00 0.09 34.91	34.91
747525AF0	Qualcomm Inc Callable Note Cont 2/20/2025 3.45% Due 05/20/2025	05/27/2020 05/29/2020 140,000.00	148,565.92 0.00 0.00 148,306.87	1,355.08 0.00 1,757.58 402.50	0.00 259.05 (259.05) 143.45	143.45

Small Cities Organized Risk Effort

Account #590

Income Earned

As of September 30, 2022



CUSIP	Security Description	Trade Date Settle Date Units	Book Value: Begin Book Value: Acq Book Value: Disp Book Value: End	Prior Accrued Inc. Received Ending Accrued Total Interest	Accr. Of Discount Amort. Of Premium Net Accret/Amort Income Earned	Total Income
78015K7H1	Royal Bank of Canada Note 1.15% Due 06/10/2025	12/22/2021 12/27/2021 150,000.00	148,867.30 0.00 0.00 148,900.85	388.13 0.00 531.88 143.75	33.55 0.00 33.55 177.30	177.30
79466LAG9	Salesforce.com Inc Callable Note Cont 7/15/2022 0.625% Due 07/15/2024	06/29/2021 07/12/2021 25,000.00	24,992.08 0.00 0.00 24,992.42	19.97 0.00 32.99 13.02	0.34 0.00 0.34 13.36	13.36
808513BY0	Charles Schwab Corp Callable Note Cont 2/3/2027 2.45% Due 03/03/2027	Various Various 150,000.00	147,912.71 0.00 0.00 147,950.80	1,817.08 1,837.50 285.84 306.26	38.09 0.00 38.09 344.35	344.35
857477BR3	State Street Bank Callable Note Cont 2/6/2025 1.746% Due 02/06/2026	02/02/2022 02/07/2022 40,000.00	40,000.00 0.00 0.00 40,000.00	48.50 0.00 106.70 58.20	0.00 0.00 0.00 58.20	58.20
87612EBM7	Target Corp Callable Note Cont 12/15/2026 1.95% Due 01/15/2027	01/19/2022 01/24/2022 70,000.00	69,895.41 0.00 0.00 69,897.37	174.42 0.00 288.17 113.75	1.96 0.00 1.96 115.71	115.71
89114QCB2	Toronto Dominion Bank Note 3.25% Due 03/11/2024	03/26/2019 03/28/2019 135,000.00	135,564.17 0.00 0.00 135,533.78	2,071.88 2,193.75 243.75 365.62	0.00 30.39 (30.39) 335.23	335.23
89232HAC9	Toyota Auto Receivable Own 2020-A A3 1.66% Due 05/15/2024	06/17/2020 06/19/2020 39,406.91	46,098.85 0.00 6,233.13 39,783.95	33.67 63.14 29.07 58.54	0.00 81.77 (81.77) (23.23)	(23.23)
89236TJK2	Toyota Motor Credit Corp Note 1.125% Due 06/18/2026	06/15/2021 06/18/2021 130,000.00	129,956.58 0.00 0.00 129,957.52	296.56 0.00 418.44 121.88	0.94 0.00 0.94 122.82	122.82
89237VAB5	Toyota Auto Receivables Trust 2020-C A3 0.44% Due 10/15/2024	07/21/2020 07/27/2020 30,643.18	33,880.37 0.00 3,238.50 30,642.04	6.63 12.42 5.99 11.78	0.17 0.00 0.17 11.95	11.95

Small Cities Organized Risk Effort

Account #590

Income Earned

As of September 30, 2022



CUSIP	Security Description	Trade Date Settle Date Units	Book Value: Begin Book Value: Acq Book Value: Disp Book Value: End	Prior Accrued Inc. Received Ending Accrued Total Interest	Accr. Of Discount Amort. Of Premium Net Accret/Amort Income Earned	Total Income
89238FAD5	Toyota Auto Receivables OT 2022-B A3 2.93% Due 09/15/2026	04/07/2022 04/13/2022 45,000.00	44,999.07 0.00 0.00 44,999.10	58.60 109.88 58.60 109.88	0.03 0.00 0.03 109.91	109.91
89240BAC2	Toyota Auto Receivables Owners 2021-A A3 0.26% Due 05/15/2025	02/02/2021 02/08/2021 25,354.21	27,146.47 0.00 1,794.76 25,352.00	3.14 5.88 2.93 5.67	0.29 0.00 0.29 5.96	5.96
9128283J7	US Treasury Note 2.125% Due 11/30/2024	Various Various 275,000.00	277,147.04 0.00 0.00 277,068.59	1,484.89 0.00 1,963.88 478.99	0.00 78.45 (78.45) 400.54	400.54
912828J27	US Treasury Note 2% Due 02/15/2025	03/04/2020 03/05/2020 175,000.00	180,415.48 0.00 0.00 180,234.56	161.68 0.00 447.01 285.33	0.00 180.92 (180.92) 104.41	104.41
912828R69	US Treasury Note 1.625% Due 05/31/2023	05/30/2018 05/31/2018 100,000.00	99,276.73 0.00 0.00 99,356.50	412.91 0.00 546.11 133.20	79.77 0.00 79.77 212.97	212.97
912828V80	US Treasury Note 2.25% Due 01/31/2024	04/04/2019 04/05/2019 175,000.00	174,831.51 0.00 0.00 174,841.29	342.39 0.00 663.38 320.99	9.78 0.00 9.78 330.77	330.77
912828WJ5	US Treasury Note 2.5% Due 05/15/2024	06/10/2019 06/11/2019 150,000.00	151,429.47 0.00 0.00 151,360.52	1,110.73 0.00 1,416.44 305.71	0.00 68.95 (68.95) 236.76	236.76
912828YH7	US Treasury Note 1.5% Due 09/30/2024	Various Various 300,000.00	298,932.90 0.00 0.00 298,975.03	1,893.44 2,250.00 12.36 368.92	42.13 0.00 42.13 411.05	411.05
912828ZC7	US Treasury Note 1.125% Due 02/28/2025	03/19/2020 03/20/2020 50,000.00	50,500.49 0.00 0.00 50,484.01	1.55 0.00 48.17 46.62	0.00 16.48 (16.48) 30.14	30.14

Small Cities Organized Risk Effort

Account #590

Income Earned

As of September 30, 2022



CUSIP	Security Description	Trade Date Settle Date Units	Book Value: Begin Book Value: Acq Book Value: Disp Book Value: End	Prior Accrued Inc. Received Ending Accrued Total Interest	Accr. Of Discount Amort. Of Premium Net Accret/Amort Income Earned	Total Income
91282CAZ4	US Treasury Note 0.375% Due 11/30/2025	12/29/2020 12/30/2020 300,000.00	300,061.91 0.00 0.00 300,060.34	285.86 0.00 378.07 92.21	0.00 1.57 (1.57) 90.64	90.64
91282CBC4	US Treasury Note 0.375% Due 12/31/2025	01/27/2021 01/28/2021 125,000.00	124,920.68 0.00 0.00 124,922.63	80.25 0.00 118.46 38.21	1.95 0.00 1.95 40.16	40.16
91282CBT7	US Treasury Note 0.75% Due 03/31/2026	03/30/2021 03/31/2021 300,000.00	298,280.47 0.00 0.00 298,319.94	946.72 1,125.00 6.18 184.46	39.47 0.00 39.47 223.93	223.93
91282CBW0	US Treasury Note 0.75% Due 04/30/2026	04/29/2021 04/30/2021 150,000.00	149,274.95 0.00 0.00 149,291.22	379.08 0.00 470.79 91.71	16.27 0.00 16.27 107.98	107.98
91282CCP4	US Treasury Note 0.625% Due 07/31/2026	08/10/2021 08/11/2021 125,000.00	124,065.82 0.00 0.00 124,085.43	67.93 0.00 131.62 63.69	19.61 0.00 19.61 83.30	83.30
91282CCW9	US Treasury Note 0.75% Due 08/31/2026	Various Various 350,000.00	346,930.39 0.00 0.00 346,993.47	7.25 0.00 224.79 217.54	63.08 0.00 63.08 280.62	280.62
91282CDG3	US Treasury Note 1.125% Due 10/31/2026	Various Various 325,000.00	323,202.53 0.00 0.00 323,237.99	1,232.01 0.00 1,530.06 298.05	35.46 0.00 35.46 333.51	333.51
91282CEF4	US Treasury Note 2.5% Due 03/31/2027	09/27/2022 09/28/2022 200,000.00	0.00 185,734.38 0.00 185,760.40	0.00 27.32 13.74 41.06	26.02 0.00 26.02 67.08	67.08
91282CEN7	US Treasury Note 2.75% Due 04/30/2027	Various Various 340,000.00	332,546.27 0.00 0.00 332,677.66	3,150.54 0.00 3,912.77 762.23	131.39 0.00 131.39 893.62	893.62

Small Cities Organized Risk Effort

Account #590

Income Earned

As of September 30, 2022



CUSIP	Security Description	Trade Date Settle Date Units	Book Value: Begin Book Value: Acq Book Value: Disp Book Value: End	Prior Accrued Inc. Received Ending Accrued Total Interest	Accr. Of Discount Amort. Of Premium Net Accret/Amort Income Earned	Total Income
91282CEW7	US Treasury Note 3.25% Due 06/30/2027	08/03/2022 08/04/2022 175,000.00	177,422.47 0.00 0.00 177,381.24	973.68 0.00 1,437.33 463.65	0.00 41.23 (41.23) 422.42	422.42
91282CFH9	US Treasury Note 3.125% Due 08/31/2027	09/08/2022 09/09/2022 120,000.00	0.00 118,692.19 0.00 118,708.02	0.00 (93.23) 321.13 227.90	15.83 0.00 15.83 243.73	243.73
91324PEC2	United Health Group Inc Callable Note Cont 4/15/2026 1.15% Due 05/15/2026	Various Various 175,000.00	173,332.36 0.00 0.00 173,369.33	592.57 0.00 760.27 167.70	38.62 1.65 36.97 204.67	204.67
92348KAV5	Verizon Master Trust 2022-5 A1A 3.72% Due 07/20/2027	08/02/2022 08/11/2022 45,000.00	44,998.06 0.00 0.00 44,998.12	93.00 181.35 51.15 139.50	0.06 0.00 0.06 139.56	139.56
931142EK5	Wal-Mart Stores Callable Note Cont 5/26/2023 Due 06/26/2023	Various 06/27/2018 0.00	99,995.76 0.00 99,995.86 0.00	613.88 689.44 0.00 75.56	0.10 0.00 0.10 75.66	75.66
931142ER0	Wal-Mart Stores Callable Note Cont 08/17/2026 1.05% Due 09/17/2026	09/08/2021 09/17/2021 30,000.00	29,954.14 0.00 0.00 29,955.07	143.50 157.50 12.25 26.25	0.93 0.00 0.93 27.18	27.18
931142EX7	Wal-Mart Stores Callable Note Cont 09/09/2027 3.95% Due 09/09/2027	Various 09/09/2022 50,000.00	0.00 49,921.10 0.00 49,922.05	0.00 0.00 120.70 120.70	0.95 0.00 0.95 121.65	121.65
			11,821,483.48	56,711.54	1,182.67	
			354,347.67	31,423.10	2,417.11	
			219,232.94	42,740.89	(1,234.44)	
Total Fixed Income			11,953,680.27	17,452.45	16,218.01	16,218.01



CUSIP	Security Description	Trade Date Settle Date Units	Book Value: Begin Book Value: Acq Book Value: Disp Book Value: End	Prior Accrued Inc. Received Ending Accrued Total Interest	Accr. Of Discount Amort. Of Premium Net Accret/Amort Income Earned	Total Income
CASH & EQUIVALENT						
3130AJHU6	FHLB Note 0.5% Due 04/14/2025	06/04/2020 06/05/2020 150,000.00	149,892.65 0.00 0.00 149,896.02	285.42 0.00 347.92 62.50	3.37 0.00 3.37 65.87	65.87
31846V203	First American Govt Obligation Fund Class Y	Various Various 81,819.44	186,726.79 238,284.42 343,191.77 81,819.44	0.00 208.03 0.00 208.03	0.00 0.00 0.00 208.03	208.03
			336,619.44	285.42	3.37	
			238,284.42	208.03	0.00	
			343,191.77	347.92	3.37	
Total Cash & Equivalent		231,819.44	231,715.46	270.53	273.90	273.90
			12,158,102.92	56,996.96	1,186.04	
			592,632.09	31,631.13	2,417.11	
			562,424.71	43,088.81	(1,231.07)	
TOTAL PORTFOLIO		12,185,499.71	12,187,079.23	17,722.98	16,491.91	16,491.91

Small Cities Organized Risk Effort

Account #590

Cash Flow Report

As of September 30, 2022



Payment Date	Transaction Type	CUSIP	Quantity	Security Description	Principal Amount	Income	Total Amount
10/13/2022	Interest	023135CF1	75,000.00	Amazon.com Inc Callable Note Cont 3/13/2027 3.3% Due 4/13/2027	0.00	1,237.50	1,237.50
10/14/2022	Interest	3130AJHU6	150,000.00	FHLB Note 0.5% Due 4/14/2025	0.00	375.00	375.00
10/15/2022	Interest	3135G0W66	175,000.00	FNMA Note 1.625% Due 10/15/2024	0.00	1,421.88	1,421.88
10/15/2022	Paydown	47787NAC3	7,455.77	John Deere Owner Trust 2020-B A3 0.51% Due 11/15/2024	464.62	3.17	467.79
10/15/2022	Paydown	47789QAC4	50,000.00	John Deere Owner Trust 2021-B A3 0.52% Due 3/16/2026	0.00	21.67	21.67
10/15/2022	Paydown	89237VAB5	30,643.18	Toyota Auto Receivables Trust 2020-C A3 0.44% Due 10/15/2024	1,220.34	11.24	1,231.58
10/15/2022	Paydown	89240BAC2	25,354.21	Toyota Auto Receivables Owners 2021-A A3 0.26% Due 5/15/2025	1,404.68	5.49	1,410.17
10/15/2022	Paydown	448977AD0	35,000.00	Hyundai Auto Receivables Trust 2022-A A3 2.22% Due 10/15/2026	0.00	64.75	64.75
10/15/2022	Paydown	44934KAC8	110,000.00	Hyundai Auto Receivables Trust 2021-B A3 0.38% Due 1/15/2026	0.00	34.83	34.83
10/15/2022	Paydown	47787JAC2	50,000.00	John Deere Owner Trust 2022-A A3 2.32% Due 9/16/2026	0.00	96.67	96.67
10/15/2022	Paydown	47800AAC4	50,000.00	John Deere Owner Trust 2022-B A3 3.74% Due 2/16/2027	0.00	155.83	155.83
10/15/2022	Paydown	65479JAD5	19,955.40	Nissan Auto Receivables Owner 2019-C A3 1.93% Due 7/15/2024	885.82	32.09	917.91
10/15/2022	Paydown	44935FAD6	30,000.00	Hyundai Auto Receivables Trust 2021-C A3 0.74% Due 5/15/2026	0.00	18.50	18.50
10/15/2022	Paydown	58769KAD6	60,000.00	Mercedes-Benz Auto Lease Trust 2021-B A3 0.4% Due 11/15/2024	0.00	20.00	20.00
10/15/2022	Paydown	89232HAC9	39,406.91	Toyota Auto Receivable Own 2020-A A3 1.66% Due 5/15/2024	2,753.85	54.51	2,808.36
10/15/2022	Paydown	89238FAD5	45,000.00	Toyota Auto Receivables OT 2022-B A3 2.93% Due 9/15/2026	0.00	109.88	109.88
10/15/2022	Paydown	43815BAC4	65,000.00	Honda Auto Receivables Trust 2022-1 A3 1.88% Due 5/15/2026	0.00	101.83	101.83

Small Cities Organized Risk Effort

Account #590

Cash Flow Report

As of September 30, 2022



Payment Date	Transaction Type	CUSIP	Quantity	Security Description	Principal Amount	Income	Total Amount
10/15/2022	Paydown	44933LAC7	50,000.00	Hyundai Auto Receivables Trust 2021-A A3 0.38% Due 9/15/2025	0.00	15.83	15.83
10/15/2022	Paydown	47788UAC6	45,000.00	John Deere Owner Trust 2021-A A3 0.36% Due 9/15/2025	0.00	13.50	13.50
10/16/2022	Paydown	362554AC1	30,000.00	GM Financial Securitized Term 2021-4 A3 0.68% Due 9/16/2026	0.00	17.00	17.00
10/16/2022	Paydown	362585AC5	40,000.00	GM Financial Securitized ART 2022-2 A3 3.1% Due 2/16/2027	0.00	103.33	103.33
10/16/2022	Paydown	380146AC4	25,000.00	GM Financial Auto Receivables 2022-1 A3 1.26% Due 11/16/2026	0.00	26.25	26.25
10/18/2022	Paydown	43813KAC6	42,864.80	Honda Auto Receivables Trust 2020-3 A3 0.37% Due 10/18/2024	3,055.64	13.22	3,068.86
10/20/2022	Paydown	36266FAC3	50,000.00	GM Financial Auto Lease Trust 2022-2 A3 3.42% Due 6/20/2025	0.00	142.50	142.50
10/20/2022	Paydown	92348KAV5	45,000.00	Verizon Master Trust 2022-5 A1A 3.72% Due 7/20/2027	0.00	139.50	139.50
10/20/2022	Paydown	36265MAC9	80,000.00	GM Financial Auto Lease Trust 2022-1 A3 1.9% Due 3/20/2025	0.00	126.67	126.67
10/21/2022	Paydown	43815GAC3	40,000.00	Honda Auto Receivables Trust 2021-4 A3 0.88% Due 1/21/2026	0.00	29.33	29.33
10/22/2022	Interest	459058JB0	130,000.00	Intl. Bank Recon & Development Note 0.625% Due 4/22/2025	0.00	406.25	406.25
10/22/2022	Interest	46647PBK1	50,000.00	JP Morgan Chase & Co Callable Note Cont 4/22/2025 2.083% Due 4/22/2026	0.00	520.75	520.75
10/22/2022	Interest	3135G03U5	105,000.00	FNMA Note 0.625% Due 4/22/2025	0.00	328.13	328.13
10/25/2022	Paydown	05601XAC3	40,000.00	BMW Vehicle Lease Trust 2022-1 A3 1.1% Due 3/25/2025	0.00	36.67	36.67
10/25/2022	Paydown	09690AAC7	35,000.00	BMW Vehicle Lease Trust 2021-2 A3 0.33% Due 12/26/2024	0.00	9.63	9.63
10/25/2022	Paydown	05602RAD3	40,000.00	BMW Vehicle Owner Trust 2022-A A3 3.21% Due 8/25/2026	0.00	107.00	107.00
10/28/2022	Interest	459058JL8	180,000.00	Intl. Bank Recon & Development Note 0.5% Due 10/28/2025	0.00	450.00	450.00

Small Cities Organized Risk Effort

Account #590

Cash Flow Report

As of September 30, 2022



Payment Date	Transaction Type	CUSIP	Quantity	Security Description	Principal Amount	Income	Total Amount
10/31/2022	Interest	91282CDG3	325,000.00	US Treasury Note 1.125% Due 10/31/2026	0.00	1,828.13	1,828.13
10/31/2022	Interest	91282CBW0	150,000.00	US Treasury Note 0.75% Due 4/30/2026	0.00	562.50	562.50
OCT 2022					9,784.95	8,641.03	18,425.98
11/01/2022	Interest	06367WB85	150,000.00	Bank of Montreal Note 1.85% Due 5/1/2025	0.00	1,387.50	1,387.50
11/04/2022	Interest	61772BAB9	150,000.00	Morgan Stanley Callable Note Cont 5/4/2026 1.593% Due 5/4/2027	0.00	1,194.76	1,194.76
11/07/2022	Interest	3135G06G3	215,000.00	FNMA Note 0.5% Due 11/7/2025	0.00	537.50	537.50
11/11/2022	Interest	037833CU2	150,000.00	Apple Inc Callable Note Cont 3/11/2024 2.85% Due 5/11/2024	0.00	2,137.50	2,137.50
11/12/2022	Interest	023135BW5	95,000.00	Amazon.com Inc Note 0.45% Due 5/12/2024	0.00	213.75	213.75
11/13/2022	Interest	14913R2V8	55,000.00	Caterpillar Financial Service Note 3.4% Due 5/13/2025	0.00	935.00	935.00
11/15/2022	Interest	912828WJ5	150,000.00	US Treasury Note 2.5% Due 5/15/2024	0.00	1,875.00	1,875.00
11/15/2022	Interest	91324PEC2	175,000.00	United Health Group Inc Callable Note Cont 4/15/2026 1.15% Due 5/15/2026	0.00	1,006.25	1,006.25
11/15/2022	Paydown	43815BAC4	65,000.00	Honda Auto Receivables Trust 2022-1 A3 1.88% Due 5/15/2026	0.00	101.83	101.83
11/15/2022	Paydown	89237VAB5	30,643.18	Toyota Auto Receivables Trust 2020-C A3 0.44% Due 10/15/2024	1,220.79	10.79	1,231.58
11/15/2022	Paydown	89238FAD5	45,000.00	Toyota Auto Receivables OT 2022-B A3 2.93% Due 9/15/2026	0.00	109.88	109.88
11/15/2022	Paydown	47787JAC2	50,000.00	John Deere Owner Trust 2022-A A3 2.32% Due 9/16/2026	0.00	96.67	96.67
11/15/2022	Paydown	44935FAD6	30,000.00	Hyundai Auto Receivables Trust 2021-C A3 0.74% Due 5/15/2026	0.00	18.50	18.50
11/15/2022	Paydown	47800AAC4	50,000.00	John Deere Owner Trust 2022-B A3 3.74% Due 2/16/2027	0.00	155.83	155.83

Small Cities Organized Risk Effort

Account #590

Cash Flow Report

As of September 30, 2022



Payment Date	Transaction Type	CUSIP	Quantity	Security Description	Principal Amount	Income	Total Amount
11/15/2022	Paydown	58769KAD6	60,000.00	Mercedes-Benz Auto Lease Trust 2021-B A3 0.4% Due 11/15/2024	0.00	20.00	20.00
11/15/2022	Paydown	89232HAC9	39,406.91	Toyota Auto Receivable Own 2020-A A3 1.66% Due 5/15/2024	2,673.44	50.70	2,724.14
11/15/2022	Paydown	448977AD0	35,000.00	Hyundai Auto Receivables Trust 2022-A A3 2.22% Due 10/15/2026	0.00	64.75	64.75
11/15/2022	Paydown	44933LAC7	50,000.00	Hyundai Auto Receivables Trust 2021-A A3 0.38% Due 9/15/2025	2,623.89	15.83	2,639.72
11/15/2022	Paydown	44934KAC8	110,000.00	Hyundai Auto Receivables Trust 2021-B A3 0.38% Due 1/15/2026	0.00	34.83	34.83
11/15/2022	Paydown	47787NAC3	7,455.77	John Deere Owner Trust 2020-B A3 0.51% Due 11/15/2024	464.80	2.97	467.77
11/15/2022	Paydown	47788UAC6	45,000.00	John Deere Owner Trust 2021-A A3 0.36% Due 9/15/2025	1,868.00	13.50	1,881.50
11/15/2022	Paydown	47789QAC4	50,000.00	John Deere Owner Trust 2021-B A3 0.52% Due 3/16/2026	0.00	21.67	21.67
11/15/2022	Paydown	65479JAD5	19,955.40	Nissan Auto Receivables Owner 2019-C A3 1.93% Due 7/15/2024	887.81	30.67	918.48
11/15/2022	Paydown	89240BAC2	25,354.21	Toyota Auto Receivables Owners 2021-A A3 0.26% Due 5/15/2025	1,405.14	5.19	1,410.33
11/16/2022	Paydown	362554AC1	30,000.00	GM Financial Securitized Term 2021-4 A3 0.68% Due 9/16/2026	0.00	17.00	17.00
11/16/2022	Paydown	362585AC5	40,000.00	GM Financial Securitized ART 2022-2 A3 3.1% Due 2/16/2027	0.00	103.33	103.33
11/16/2022	Paydown	380146AC4	25,000.00	GM Financial Auto Receivables 2022-1 A3 1.26% Due 11/16/2026	0.00	26.25	26.25
11/18/2022	Interest	58933YAF2	150,000.00	Merck & Co Note 2.8% Due 5/18/2023	0.00	2,100.00	2,100.00
11/18/2022	Paydown	43813KAC6	42,864.80	Honda Auto Receivables Trust 2020-3 A3 0.37% Due 10/18/2024	3,056.59	12.27	3,068.86
11/20/2022	Interest	747525AF0	140,000.00	Qualcomm Inc Callable Note Cont 2/20/2025 3.45% Due 5/20/2025	0.00	2,415.00	2,415.00
11/20/2022	Paydown	36266FAC3	50,000.00	GM Financial Auto Lease Trust 2022-2 A3 3.42% Due 6/20/2025	0.00	142.50	142.50

Small Cities Organized Risk Effort

Account #590

Cash Flow Report

As of September 30, 2022



Payment Date	Transaction Type	CUSIP	Quantity	Security Description	Principal Amount	Income	Total Amount
11/20/2022	Paydown	36265MAC9	80,000.00	GM Financial Auto Lease Trust 2022-1 A3 1.9% Due 3/20/2025	0.00	126.67	126.67
11/20/2022	Paydown	92348KAV5	45,000.00	Verizon Master Trust 2022-5 A1A 3.72% Due 7/20/2027	0.00	139.50	139.50
11/21/2022	Paydown	43815GAC3	40,000.00	Honda Auto Receivables Trust 2021-4 A3 0.88% Due 1/21/2026	0.00	29.33	29.33
11/25/2022	Paydown	05601XAC3	40,000.00	BMW Vehicle Lease Trust 2022-1 A3 1.1% Due 3/25/2025	0.00	36.67	36.67
11/25/2022	Paydown	09690AAC7	35,000.00	BMW Vehicle Lease Trust 2021-2 A3 0.33% Due 12/26/2024	0.00	9.63	9.63
11/25/2022	Paydown	05602RAD3	40,000.00	BMW Vehicle Owner Trust 2022-A A3 3.21% Due 8/25/2026	0.00	107.00	107.00
11/30/2022	Interest	912828R69	100,000.00	US Treasury Note 1.625% Due 5/31/2023	0.00	812.50	812.50
11/30/2022	Interest	91282CAZ4	300,000.00	US Treasury Note 0.375% Due 11/30/2025	0.00	562.50	562.50
11/30/2022	Interest	9128283J7	275,000.00	US Treasury Note 2.125% Due 11/30/2024	0.00	2,921.88	2,921.88
NOV 2022					14,200.46	19,602.90	33,803.36
12/08/2022	Interest	3130A0F70	150,000.00	FHLB Note 3.375% Due 12/8/2023	0.00	2,531.25	2,531.25
12/10/2022	Interest	78015K7H1	150,000.00	Royal Bank of Canada Note 1.15% Due 6/10/2025	0.00	862.50	862.50
12/14/2022	Interest	3130A1XJ2	230,000.00	FHLB Note 2.875% Due 6/14/2024	0.00	3,306.26	3,306.26
12/15/2022	Interest	63743HFE7	85,000.00	National Rural Utilities Note 3.45% Due 6/15/2025	0.00	1,800.23	1,800.23
12/15/2022	Paydown	44935FAD6	30,000.00	Hyundai Auto Receivables Trust 2021-C A3 0.74% Due 5/15/2026	0.00	18.50	18.50
12/15/2022	Paydown	47788UAC6	45,000.00	John Deere Owner Trust 2021-A A3 0.36% Due 9/15/2025	1,868.61	12.94	1,881.55
12/15/2022	Paydown	58769KAD6	60,000.00	Mercedes-Benz Auto Lease Trust 2021-B A3 0.4% Due 11/15/2024	0.00	20.00	20.00

Small Cities Organized Risk Effort

Account #590

Cash Flow Report

As of September 30, 2022



Payment Date	Transaction Type	CUSIP	Quantity	Security Description	Principal Amount	Income	Total Amount
12/15/2022	Paydown	47800AAC4	50,000.00	John Deere Owner Trust 2022-B A3 3.74% Due 2/16/2027	0.00	155.83	155.83
12/15/2022	Paydown	448977AD0	35,000.00	Hyundai Auto Receivables Trust 2022-A A3 2.22% Due 10/15/2026	0.00	64.75	64.75
12/15/2022	Paydown	44934KAC8	110,000.00	Hyundai Auto Receivables Trust 2021-B A3 0.38% Due 1/15/2026	0.00	34.83	34.83
12/15/2022	Paydown	47787JAC2	50,000.00	John Deere Owner Trust 2022-A A3 2.32% Due 9/16/2026	0.00	96.67	96.67
12/15/2022	Paydown	47787NAC3	7,455.77	John Deere Owner Trust 2020-B A3 0.51% Due 11/15/2024	464.99	2.77	467.76
12/15/2022	Paydown	47789QAC4	50,000.00	John Deere Owner Trust 2021-B A3 0.52% Due 3/16/2026	0.00	21.67	21.67
12/15/2022	Paydown	65479JAD5	19,955.40	Nissan Auto Receivables Owner 2019-C A3 1.93% Due 7/15/2024	889.81	29.24	919.05
12/15/2022	Paydown	89237VAB5	30,643.18	Toyota Auto Receivables Trust 2020-C A3 0.44% Due 10/15/2024	1,221.24	10.34	1,231.58
12/15/2022	Paydown	89240BAC2	25,354.21	Toyota Auto Receivables Owners 2021-A A3 0.26% Due 5/15/2025	1,405.60	4.88	1,410.48
12/15/2022	Paydown	43815BAC4	65,000.00	Honda Auto Receivables Trust 2022-1 A3 1.88% Due 5/15/2026	0.00	101.83	101.83
12/15/2022	Paydown	44933LAC7	50,000.00	Hyundai Auto Receivables Trust 2021-A A3 0.38% Due 9/15/2025	2,624.75	15.00	2,639.75
12/15/2022	Paydown	89232HAC9	39,406.91	Toyota Auto Receivable Own 2020-A A3 1.66% Due 5/15/2024	2,592.69	47.01	2,639.70
12/15/2022	Paydown	89238FAD5	45,000.00	Toyota Auto Receivables OT 2022-B A3 2.93% Due 9/15/2026	0.00	109.88	109.88
12/16/2022	Paydown	362554AC1	30,000.00	GM Financial Securitized Term 2021-4 A3 0.68% Due 9/16/2026	0.00	17.00	17.00
12/16/2022	Paydown	380146AC4	25,000.00	GM Financial Auto Receivables 2022-1 A3 1.26% Due 11/16/2026	0.00	26.25	26.25
12/16/2022	Paydown	362585AC5	40,000.00	GM Financial Securitized ART 2022-2 A3 3.1% Due 2/16/2027	0.00	103.33	103.33
12/17/2022	Interest	3135G04Z3	260,000.00	FNMA Note 0.5% Due 6/17/2025	0.00	650.00	650.00

Small Cities Organized Risk Effort

Account #590

Cash Flow Report

As of September 30, 2022



Payment Date	Transaction Type	CUSIP	Quantity	Security Description	Principal Amount	Income	Total Amount
12/18/2022	Interest	89236TJK2	130,000.00	Toyota Motor Credit Corp Note 1.125% Due 6/18/2026	0.00	731.25	731.25
12/18/2022	Paydown	43813KAC6	42,864.80	Honda Auto Receivables Trust 2020-3 A3 0.37% Due 10/18/2024	3,057.53	11.33	3,068.86
12/19/2022	Interest	06051GJD2	50,000.00	Bank of America Corp Callable Note Cont 6/19/2025 1.319% Due 6/19/2026	0.00	329.75	329.75
12/20/2022	Paydown	36266FAC3	50,000.00	GM Financial Auto Lease Trust 2022-2 A3 3.42% Due 6/20/2025	0.00	142.50	142.50
12/20/2022	Paydown	92348KAV5	45,000.00	Verizon Master Trust 2022-5 A1A 3.72% Due 7/20/2027	0.00	139.50	139.50
12/20/2022	Paydown	36265MAC9	80,000.00	GM Financial Auto Lease Trust 2022-1 A3 1.9% Due 3/20/2025	0.00	126.67	126.67
12/21/2022	Paydown	43815GAC3	40,000.00	Honda Auto Receivables Trust 2021-4 A3 0.88% Due 1/21/2026	0.00	29.33	29.33
12/25/2022	Paydown	05601XAC3	40,000.00	BMW Vehicle Lease Trust 2022-1 A3 1.1% Due 3/25/2025	0.00	36.67	36.67
12/25/2022	Paydown	09690AAC7	35,000.00	BMW Vehicle Lease Trust 2021-2 A3 0.33% Due 12/26/2024	0.00	9.63	9.63
12/25/2022	Paydown	05602RAD3	40,000.00	BMW Vehicle Owner Trust 2022-A A3 3.21% Due 8/25/2026	0.00	107.00	107.00
12/27/2022	Interest	02665WCZ2	150,000.00	American Honda Finance Note 2.4% Due 6/27/2024	0.00	1,800.00	1,800.00
12/31/2022	Interest	91282CBC4	125,000.00	US Treasury Note 0.375% Due 12/31/2025	0.00	234.38	234.38
12/31/2022	Interest	91282CEW7	175,000.00	US Treasury Note 3.25% Due 6/30/2027	0.00	2,843.75	2,843.75
DEC 2022					14,125.22	16,584.72	30,709.94
01/01/2023	Interest	4581X0EE4	85,000.00	Inter-American Dev Bank Note 3.25% Due 7/1/2024	0.00	1,381.25	1,381.25
01/07/2023	Interest	3135G0X24	235,000.00	FNMA Note 1.625% Due 1/7/2025	0.00	1,909.38	1,909.38
01/10/2023	Interest	3135G05G4	135,000.00	FNMA Note 0.25% Due 7/10/2023	0.00	168.75	168.75

Small Cities Organized Risk Effort

Account #590

Cash Flow Report

As of September 30, 2022



Payment Date	Transaction Type	CUSIP	Quantity	Security Description	Principal Amount	Income	Total Amount
01/15/2023	Interest	79466LAG9	25,000.00	Salesforce.com Inc Callable Note Cont 7/15/2022 0.625% Due 7/15/2024	0.00	78.13	78.13
01/15/2023	Interest	87612EBM7	70,000.00	Target Corp Callable Note Cont 12/15/2026 1.95% Due 1/15/2027	0.00	682.50	682.50
01/15/2023	Paydown	89237VAB5	30,643.18	Toyota Auto Receivables Trust 2020-C A3 0.44% Due 10/15/2024	1,221.69	9.89	1,231.58
01/15/2023	Paydown	43815BAC4	65,000.00	Honda Auto Receivables Trust 2022-1 A3 1.88% Due 5/15/2026	0.00	101.83	101.83
01/15/2023	Paydown	44934KAC8	110,000.00	Hyundai Auto Receivables Trust 2021-B A3 0.38% Due 1/15/2026	0.00	34.83	34.83
01/15/2023	Paydown	44933LAC7	50,000.00	Hyundai Auto Receivables Trust 2021-A A3 0.38% Due 9/15/2025	2,625.60	14.17	2,639.77
01/15/2023	Paydown	47787NAC3	7,455.77	John Deere Owner Trust 2020-B A3 0.51% Due 11/15/2024	465.16	2.58	467.74
01/15/2023	Paydown	47788UAC6	45,000.00	John Deere Owner Trust 2021-A A3 0.36% Due 9/15/2025	1,869.22	12.38	1,881.60
01/15/2023	Paydown	47789QAC4	50,000.00	John Deere Owner Trust 2021-B A3 0.52% Due 3/16/2026	0.00	21.67	21.67
01/15/2023	Paydown	65479JAD5	19,955.40	Nissan Auto Receivables Owner 2019-C A3 1.93% Due 7/15/2024	891.81	27.81	919.62
01/15/2023	Paydown	89238FAD5	45,000.00	Toyota Auto Receivables OT 2022-B A3 2.93% Due 9/15/2026	0.00	109.88	109.88
01/15/2023	Paydown	89240BAC2	25,354.21	Toyota Auto Receivables Owners 2021-A A3 0.26% Due 5/15/2025	1,406.05	4.58	1,410.63
01/15/2023	Paydown	58769KAD6	60,000.00	Mercedes-Benz Auto Lease Trust 2021-B A3 0.4% Due 11/15/2024	4,612.85	20.00	4,632.85
01/15/2023	Paydown	89232HAC9	39,406.91	Toyota Auto Receivable Own 2020-A A3 1.66% Due 5/15/2024	2,511.60	43.42	2,555.02
01/15/2023	Paydown	448977AD0	35,000.00	Hyundai Auto Receivables Trust 2022-A A3 2.22% Due 10/15/2026	0.00	64.75	64.75
01/15/2023	Paydown	44935FAD6	30,000.00	Hyundai Auto Receivables Trust 2021-C A3 0.74% Due 5/15/2026	0.00	18.50	18.50
01/15/2023	Paydown	47787JAC2	50,000.00	John Deere Owner Trust 2022-A A3 2.32% Due 9/16/2026	0.00	96.67	96.67

Cash Flow Report

As of September 30, 2022



Payment Date	Transaction Type	CUSIP	Quantity	Security Description	Principal Amount	Income	Total Amount
01/15/2023	Paydown	47800AAC4	50,000.00	John Deere Owner Trust 2022-B A3 3.74% Due 2/16/2027	0.00	155.83	155.83
01/16/2023	Paydown	362554AC1	30,000.00	GM Financial Securitized Term 2021-4 A3 0.68% Due 9/16/2026	0.00	17.00	17.00
01/16/2023	Paydown	380146AC4	25,000.00	GM Financial Auto Receivables 2022-1 A3 1.26% Due 11/16/2026	0.00	26.25	26.25
01/16/2023	Paydown	362585AC5	40,000.00	GM Financial Securitized ART 2022-2 A3 3.1% Due 2/16/2027	0.00	103.33	103.33
01/18/2023	Paydown	43813KAC6	42,864.80	Honda Auto Receivables Trust 2020-3 A3 0.37% Due 10/18/2024	3,058.47	10.39	3,068.86
01/20/2023	Paydown	92348KAV5	45,000.00	Verizon Master Trust 2022-5 A1A 3.72% Due 7/20/2027	0.00	139.50	139.50
01/20/2023	Paydown	36265MAC9	80,000.00	GM Financial Auto Lease Trust 2022-1 A3 1.9% Due 3/20/2025	0.00	126.67	126.67
01/20/2023	Paydown	36266FAC3	50,000.00	GM Financial Auto Lease Trust 2022-2 A3 3.42% Due 6/20/2025	0.00	142.50	142.50
01/21/2023	Interest	3137EAEU9	140,000.00	FHLMC Note 0.375% Due 7/21/2025	0.00	262.50	262.50
01/21/2023	Paydown	43815GAC3	40,000.00	Honda Auto Receivables Trust 2021-4 A3 0.88% Due 1/21/2026	0.00	29.33	29.33
01/23/2023	Interest	46647PAU0	150,000.00	JP Morgan Chase & Co Callable Note 1X 7/23/2023 3.797% Due 7/23/2024	0.00	2,847.75	2,847.75
01/25/2023	Paydown	05601XAC3	40,000.00	BMW Vehicle Lease Trust 2022-1 A3 1.1% Due 3/25/2025	0.00	36.67	36.67
01/25/2023	Paydown	05602RAD3	40,000.00	BMW Vehicle Owner Trust 2022-A A3 3.21% Due 8/25/2026	0.00	107.00	107.00
01/25/2023	Paydown	09690AAC7	35,000.00	BMW Vehicle Lease Trust 2021-2 A3 0.33% Due 12/26/2024	2,912.79	9.63	2,922.42
01/26/2023	Interest	3133EKWV4	150,000.00	FFCB Note 1.85% Due 7/26/2024	0.00	1,387.50	1,387.50
01/31/2023	Interest	912828V80	175,000.00	US Treasury Note 2.25% Due 1/31/2024	0.00	1,968.75	1,968.75
01/31/2023	Interest	91282CCP4	125,000.00	US Treasury Note 0.625% Due 7/31/2026	0.00	390.63	390.63

Small Cities Organized Risk Effort

Account #590

Cash Flow Report

As of September 30, 2022



Payment Date	Transaction Type	CUSIP	Quantity	Security Description	Principal Amount	Income	Total Amount
JAN 2023					21,575.24	12,564.20	34,139.44
02/05/2023	Interest	3135G0V34	125,000.00	FNMA Note 2.5% Due 2/5/2024	0.00	1,562.50	1,562.50
02/06/2023	Interest	857477BR3	40,000.00	State Street Bank Callable Note Cont 2/6/2025 1.746% Due 2/6/2026	0.00	349.20	349.20
02/12/2023	Interest	14913R3A3	95,000.00	Caterpillar Financial Service Note 3.6% Due 8/12/2027	0.00	1,710.00	1,710.00
02/12/2023	Interest	3137EAEP0	260,000.00	FHLMC Note 1.5% Due 2/12/2025	0.00	1,950.00	1,950.00
02/15/2023	Interest	912828J27	175,000.00	US Treasury Note 2% Due 2/15/2025	0.00	1,750.00	1,750.00
02/15/2023	Paydown	47787JAC2	50,000.00	John Deere Owner Trust 2022-A A3 2.32% Due 9/16/2026	0.00	96.67	96.67
02/15/2023	Paydown	47788UAC6	45,000.00	John Deere Owner Trust 2021-A A3 0.36% Due 9/15/2025	1,869.82	11.82	1,881.64
02/15/2023	Paydown	44934KAC8	110,000.00	Hyundai Auto Receivables Trust 2021-B A3 0.38% Due 1/15/2026	5,495.22	34.83	5,530.05
02/15/2023	Paydown	89232HAC9	39,406.91	Toyota Auto Receivable Own 2020-A A3 1.66% Due 5/15/2024	2,430.18	39.94	2,470.12
02/15/2023	Paydown	448977AD0	35,000.00	Hyundai Auto Receivables Trust 2022-A A3 2.22% Due 10/15/2026	0.00	64.75	64.75
02/15/2023	Paydown	44933LAC7	50,000.00	Hyundai Auto Receivables Trust 2021-A A3 0.38% Due 9/15/2025	2,626.45	13.34	2,639.79
02/15/2023	Paydown	44935FAD6	30,000.00	Hyundai Auto Receivables Trust 2021-C A3 0.74% Due 5/15/2026	0.00	18.50	18.50
02/15/2023	Paydown	47787NAC3	7,455.77	John Deere Owner Trust 2020-B A3 0.51% Due 11/15/2024	465.35	2.38	467.73
02/15/2023	Paydown	47789QAC4	50,000.00	John Deere Owner Trust 2021-B A3 0.52% Due 3/16/2026	0.00	21.67	21.67
02/15/2023	Paydown	65479JAD5	19,955.40	Nissan Auto Receivables Owner 2019-C A3 1.93% Due 7/15/2024	893.82	26.38	920.20
02/15/2023	Paydown	89237VAB5	30,643.18	Toyota Auto Receivables Trust 2020-C A3 0.44% Due 10/15/2024	1,222.13	9.45	1,231.58

Small Cities Organized Risk Effort

Account #590

Cash Flow Report

As of September 30, 2022



Payment Date	Transaction Type	CUSIP	Quantity	Security Description	Principal Amount	Income	Total Amount
02/15/2023	Paydown	89238FAD5	45,000.00	Toyota Auto Receivables OT 2022-B A3 2.93% Due 9/15/2026	0.00	109.88	109.88
02/15/2023	Paydown	89240BAC2	25,354.21	Toyota Auto Receivables Owners 2021-A A3 0.26% Due 5/15/2025	1,406.50	4.28	1,410.78
02/15/2023	Paydown	43815BAC4	65,000.00	Honda Auto Receivables Trust 2022-1 A3 1.88% Due 5/15/2026	0.00	101.83	101.83
02/15/2023	Paydown	47800AAC4	50,000.00	John Deere Owner Trust 2022-B A3 3.74% Due 2/16/2027	0.00	155.83	155.83
02/15/2023	Paydown	58769KAD6	60,000.00	Mercedes-Benz Auto Lease Trust 2021-B A3 0.4% Due 11/15/2024	4,613.27	18.46	4,631.73
02/16/2023	Paydown	362585AC5	40,000.00	GM Financial Securitized ART 2022-2 A3 3.1% Due 2/16/2027	0.00	103.33	103.33
02/16/2023	Paydown	380146AC4	25,000.00	GM Financial Auto Receivables 2022-1 A3 1.26% Due 11/16/2026	0.00	26.25	26.25
02/16/2023	Paydown	362554AC1	30,000.00	GM Financial Securitized Term 2021-4 A3 0.68% Due 9/16/2026	0.00	17.00	17.00
02/18/2023	Paydown	43813KAC6	42,864.80	Honda Auto Receivables Trust 2020-3 A3 0.37% Due 10/18/2024	3,059.41	9.45	3,068.86
02/20/2023	Paydown	36266FAC3	50,000.00	GM Financial Auto Lease Trust 2022-2 A3 3.42% Due 6/20/2025	0.00	142.50	142.50
02/20/2023	Paydown	92348KAV5	45,000.00	Verizon Master Trust 2022-5 A1A 3.72% Due 7/20/2027	0.00	139.50	139.50
02/20/2023	Paydown	36265MAC9	80,000.00	GM Financial Auto Lease Trust 2022-1 A3 1.9% Due 3/20/2025	0.00	126.67	126.67
02/21/2023	Paydown	43815GAC3	40,000.00	Honda Auto Receivables Trust 2021-4 A3 0.88% Due 1/21/2026	0.00	29.33	29.33
02/25/2023	Interest	3135G05X7	220,000.00	FNMA Note 0.375% Due 8/25/2025	0.00	412.50	412.50
02/25/2023	Paydown	05601XAC3	40,000.00	BMW Vehicle Lease Trust 2022-1 A3 1.1% Due 3/25/2025	0.00	36.67	36.67
02/25/2023	Paydown	05602RAD3	40,000.00	BMW Vehicle Owner Trust 2022-A A3 3.21% Due 8/25/2026	0.00	107.00	107.00
02/25/2023	Paydown	09690AAC7	35,000.00	BMW Vehicle Lease Trust 2021-2 A3 0.33% Due 12/26/2024	2,913.50	8.82	2,922.32

Small Cities Organized Risk Effort

Account #590

Cash Flow Report

As of September 30, 2022



Payment Date	Transaction Type	CUSIP	Quantity	Security Description	Principal Amount	Income	Total Amount
02/28/2023	Interest	91282CFH9	120,000.00	US Treasury Note 3.125% Due 8/31/2027	0.00	1,875.00	1,875.00
02/28/2023	Interest	91282CCW9	350,000.00	US Treasury Note 0.75% Due 8/31/2026	0.00	1,312.50	1,312.50
02/28/2023	Interest	912828ZC7	50,000.00	US Treasury Note 1.125% Due 2/28/2025	0.00	281.25	281.25
FEB 2023					26,995.65	12,679.48	39,675.13
03/03/2023	Interest	808513BY0	150,000.00	Charles Schwab Corp Callable Note Cont 2/3/2027 2.45% Due 3/3/2027	0.00	1,837.50	1,837.50
03/05/2023	Call	06051GHF9	133,000.00	Bank of America Corp Callable Note 1X 3/5/2023 3.55% Due 3/5/2024	133,000.00	2,360.75	135,360.75
03/08/2023	Interest	313383YJ4	250,000.00	FHLB Note 3.375% Due 9/8/2023	0.00	4,218.75	4,218.75
03/09/2023	Interest	931142EX7	50,000.00	Wal-Mart Stores Callable Note Cont 09/09/2027 3.95% Due 9/9/2027	0.00	987.50	987.50
03/11/2023	Interest	89114QCB2	135,000.00	Toronto Dominion Bank Note 3.25% Due 3/11/2024	0.00	2,193.75	2,193.75
03/13/2023	Interest	3130A2UW4	200,000.00	FHLB Note 2.875% Due 9/13/2024	0.00	2,875.00	2,875.00
03/14/2023	Interest	3130A4CH3	225,000.00	FHLB Note 2.375% Due 3/14/2025	0.00	2,671.88	2,671.88
03/15/2023	Interest	084664CZ2	115,000.00	Berkshire Hathaway Callable Note Cont 2/15/2027 2.3% Due 3/15/2027	0.00	1,322.50	1,322.50
03/15/2023	Interest	00440EAS6	140,000.00	Chubb INA Holdings Inc Note 3.15% Due 3/15/2025	0.00	2,205.00	2,205.00
03/15/2023	Maturity	084670BR8	150,000.00	Berkshire Hathaway Callable Note Cont 1/15/2023 2.75% Due 3/15/2023	150,000.00	2,062.50	152,062.50
03/15/2023	Paydown	44933LAC7	50,000.00	Hyundai Auto Receivables Trust 2021-A A3 0.38% Due 9/15/2025	2,627.30	12.51	2,639.81
03/15/2023	Paydown	65479JAD5	19,955.40	Nissan Auto Receivables Owner 2019-C A3 1.93% Due 7/15/2024	895.83	24.94	920.77
03/15/2023	Paydown	89232HAC9	39,406.91	Toyota Auto Receivable Own 2020-A A3 1.66% Due 5/15/2024	2,348.41	36.58	2,384.99

Small Cities Organized Risk Effort

Account #590

Cash Flow Report

As of September 30, 2022



Payment Date	Transaction Type	CUSIP	Quantity	Security Description	Principal Amount	Income	Total Amount
03/15/2023	Paydown	47787NAC3	7,455.77	John Deere Owner Trust 2020-B A3 0.51% Due 11/15/2024	465.53	2.18	467.71
03/15/2023	Paydown	47788UAC6	45,000.00	John Deere Owner Trust 2021-A A3 0.36% Due 9/15/2025	1,870.43	11.26	1,881.69
03/15/2023	Paydown	47789QAC4	50,000.00	John Deere Owner Trust 2021-B A3 0.52% Due 3/16/2026	0.00	21.67	21.67
03/15/2023	Paydown	58769KAD6	60,000.00	Mercedes-Benz Auto Lease Trust 2021-B A3 0.4% Due 11/15/2024	4,613.70	16.92	4,630.62
03/15/2023	Paydown	89238FAD5	45,000.00	Toyota Auto Receivables OT 2022-B A3 2.93% Due 9/15/2026	0.00	109.88	109.88
03/15/2023	Paydown	89240BAC2	25,354.21	Toyota Auto Receivables Owners 2021-A A3 0.26% Due 5/15/2025	1,406.96	3.97	1,410.93
03/15/2023	Paydown	448977AD0	35,000.00	Hyundai Auto Receivables Trust 2022-A A3 2.22% Due 10/15/2026	0.00	64.75	64.75
03/15/2023	Paydown	44935FAD6	30,000.00	Hyundai Auto Receivables Trust 2021-C A3 0.74% Due 5/15/2026	0.00	18.50	18.50
03/15/2023	Paydown	47787JAC2	50,000.00	John Deere Owner Trust 2022-A A3 2.32% Due 9/16/2026	0.00	96.67	96.67
03/15/2023	Paydown	89237VAB5	30,643.18	Toyota Auto Receivables Trust 2020-C A3 0.44% Due 10/15/2024	1,222.58	9.00	1,231.58
03/15/2023	Paydown	43815BAC4	65,000.00	Honda Auto Receivables Trust 2022-1 A3 1.88% Due 5/15/2026	0.00	101.83	101.83
03/15/2023	Paydown	44934KAC8	110,000.00	Hyundai Auto Receivables Trust 2021-B A3 0.38% Due 1/15/2026	5,495.72	33.09	5,528.81
03/15/2023	Paydown	47800AAC4	50,000.00	John Deere Owner Trust 2022-B A3 3.74% Due 2/16/2027	0.00	155.83	155.83
03/16/2023	Paydown	362585AC5	40,000.00	GM Financial Securitized ART 2022-2 A3 3.1% Due 2/16/2027	0.00	103.33	103.33
03/16/2023	Paydown	380146AC4	25,000.00	GM Financial Auto Receivables 2022-1 A3 1.26% Due 11/16/2026	0.00	26.25	26.25
03/16/2023	Paydown	362554AC1	30,000.00	GM Financial Securitized Term 2021-4 A3 0.68% Due 9/16/2026	0.00	17.00	17.00
03/17/2023	Interest	931142ER0	30,000.00	Wal-Mart Stores Callable Note Cont 08/17/2026 1.05% Due 9/17/2026	0.00	157.50	157.50

Small Cities Organized Risk Effort

Account #590

Cash Flow Report

As of September 30, 2022



Payment Date	Transaction Type	CUSIP	Quantity	Security Description	Principal Amount	Income	Total Amount
03/18/2023	Paydown	43813KAC6	42,864.80	Honda Auto Receivables Trust 2020-3 A3 0.37% Due 10/18/2024	3,060.36	8.50	3,068.86
03/19/2023	Interest	30231GBH4	140,000.00	Exxon Mobil Corp Callable Note Cont 2/19/2025 2.992% Due 3/19/2025	0.00	2,094.40	2,094.40
03/20/2023	Paydown	36265MAC9	80,000.00	GM Financial Auto Lease Trust 2022-1 A3 1.9% Due 3/20/2025	0.00	126.67	126.67
03/20/2023	Paydown	92348KAV5	45,000.00	Verizon Master Trust 2022-5 A1A 3.72% Due 7/20/2027	0.00	139.50	139.50
03/20/2023	Paydown	36266FAC3	50,000.00	GM Financial Auto Lease Trust 2022-2 A3 3.42% Due 6/20/2025	0.00	142.50	142.50
03/21/2023	Paydown	43815GAC3	40,000.00	Honda Auto Receivables Trust 2021-4 A3 0.88% Due 1/21/2026	0.00	29.33	29.33
03/23/2023	Interest	4581X0DZ8	190,000.00	Inter-American Dev Bank Note 0.5% Due 9/23/2024	0.00	475.00	475.00
03/23/2023	Interest	3137EAEX3	200,000.00	FHLMC Note 0.375% Due 9/23/2025	0.00	375.00	375.00
03/25/2023	Paydown	05601XAC3	40,000.00	BMW Vehicle Lease Trust 2022-1 A3 1.1% Due 3/25/2025	0.00	36.67	36.67
03/25/2023	Paydown	09690AAC7	35,000.00	BMW Vehicle Lease Trust 2021-2 A3 0.33% Due 12/26/2024	2,914.20	8.02	2,922.22
03/25/2023	Paydown	05602RAD3	40,000.00	BMW Vehicle Owner Trust 2022-A A3 3.21% Due 8/25/2026	0.00	107.00	107.00
03/31/2023	Interest	91282CBT7	300,000.00	US Treasury Note 0.75% Due 3/31/2026	0.00	1,125.00	1,125.00
03/31/2023	Interest	91282CEF4	200,000.00	US Treasury Note 2.5% Due 3/31/2027	0.00	2,500.00	2,500.00
03/31/2023	Interest	912828YH7	300,000.00	US Treasury Note 1.5% Due 9/30/2024	0.00	2,250.00	2,250.00
MAR 2023					309,921.02	33,176.38	343,097.40
04/13/2023	Interest	023135CF1	75,000.00	Amazon.com Inc Callable Note Cont 3/13/2027 3.3% Due 4/13/2027	0.00	1,237.50	1,237.50
04/14/2023	Interest	3130AJHU6	150,000.00	FHLB Note 0.5% Due 4/14/2025	0.00	375.00	375.00

Small Cities Organized Risk Effort

Account #590

Cash Flow Report

As of September 30, 2022



Payment Date	Transaction Type	CUSIP	Quantity	Security Description	Principal Amount	Income	Total Amount
04/15/2023	Interest	3135G0W66	175,000.00	FNMA Note 1.625% Due 10/15/2024	0.00	1,421.88	1,421.88
04/15/2023	Paydown	44934KAC8	110,000.00	Hyundai Auto Receivables Trust 2021-B A3 0.38% Due 1/15/2026	5,496.22	31.35	5,527.57
04/15/2023	Paydown	47788UAC6	45,000.00	John Deere Owner Trust 2021-A A3 0.36% Due 9/15/2025	1,871.04	10.70	1,881.74
04/15/2023	Paydown	43815BAC4	65,000.00	Honda Auto Receivables Trust 2022-1 A3 1.88% Due 5/15/2026	0.00	101.83	101.83
04/15/2023	Paydown	47787NAC3	7,455.77	John Deere Owner Trust 2020-B A3 0.51% Due 11/15/2024	465.71	1.98	467.69
04/15/2023	Paydown	47789QAC4	50,000.00	John Deere Owner Trust 2021-B A3 0.52% Due 3/16/2026	0.00	21.67	21.67
04/15/2023	Paydown	58769KAD6	60,000.00	Mercedes-Benz Auto Lease Trust 2021-B A3 0.4% Due 11/15/2024	4,614.11	15.39	4,629.50
04/15/2023	Paydown	89237VAB5	30,643.18	Toyota Auto Receivables Trust 2020-C A3 0.44% Due 10/15/2024	1,223.03	8.55	1,231.58
04/15/2023	Paydown	89238FAD5	45,000.00	Toyota Auto Receivables OT 2022-B A3 2.93% Due 9/15/2026	0.00	109.88	109.88
04/15/2023	Paydown	89240BAC2	25,354.21	Toyota Auto Receivables Owners 2021-A A3 0.26% Due 5/15/2025	1,407.42	3.67	1,411.09
04/15/2023	Paydown	448977AD0	35,000.00	Hyundai Auto Receivables Trust 2022-A A3 2.22% Due 10/15/2026	0.00	64.75	64.75
04/15/2023	Paydown	44933LAC7	50,000.00	Hyundai Auto Receivables Trust 2021-A A3 0.38% Due 9/15/2025	2,628.15	11.68	2,639.83
04/15/2023	Paydown	44935FAD6	30,000.00	Hyundai Auto Receivables Trust 2021-C A3 0.74% Due 5/15/2026	0.00	18.50	18.50
04/15/2023	Paydown	47800AAC4	50,000.00	John Deere Owner Trust 2022-B A3 3.74% Due 2/16/2027	0.00	155.83	155.83
04/15/2023	Paydown	65479JAD5	19,955.40	Nissan Auto Receivables Owner 2019-C A3 1.93% Due 7/15/2024	897.84	23.50	921.34
04/15/2023	Paydown	47787JAC2	50,000.00	John Deere Owner Trust 2022-A A3 2.32% Due 9/16/2026	0.00	96.67	96.67
04/15/2023	Paydown	89232HAC9	39,406.91	Toyota Auto Receivable Own 2020-A A3 1.66% Due 5/15/2024	2,266.30	33.33	2,299.63

Small Cities Organized Risk Effort

Account #590

Cash Flow Report

As of September 30, 2022



Payment Date	Transaction Type	CUSIP	Quantity	Security Description	Principal Amount	Income	Total Amount
04/16/2023	Paydown	362554AC1	30,000.00	GM Financial Securitized Term 2021-4 A3 0.68% Due 9/16/2026	0.00	17.00	17.00
04/16/2023	Paydown	380146AC4	25,000.00	GM Financial Auto Receivables 2022-1 A3 1.26% Due 11/16/2026	0.00	26.25	26.25
04/16/2023	Paydown	362585AC5	40,000.00	GM Financial Securitized ART 2022-2 A3 3.1% Due 2/16/2027	0.00	103.33	103.33
04/18/2023	Paydown	43813KAC6	42,864.80	Honda Auto Receivables Trust 2020-3 A3 0.37% Due 10/18/2024	3,061.30	7.56	3,068.86
04/20/2023	Paydown	36266FAC3	50,000.00	GM Financial Auto Lease Trust 2022-2 A3 3.42% Due 6/20/2025	0.00	142.50	142.50
04/20/2023	Paydown	92348KAV5	45,000.00	Verizon Master Trust 2022-5 A1A 3.72% Due 7/20/2027	0.00	139.50	139.50
04/20/2023	Paydown	36265MAC9	80,000.00	GM Financial Auto Lease Trust 2022-1 A3 1.9% Due 3/20/2025	0.00	126.67	126.67
04/21/2023	Paydown	43815GAC3	40,000.00	Honda Auto Receivables Trust 2021-4 A3 0.88% Due 1/21/2026	0.00	29.33	29.33
04/22/2023	Interest	3135G03U5	105,000.00	FNMA Note 0.625% Due 4/22/2025	0.00	328.13	328.13
04/22/2023	Interest	459058JB0	130,000.00	Intl. Bank Recon & Development Note 0.625% Due 4/22/2025	0.00	406.25	406.25
04/22/2023	Interest	46647PBK1	50,000.00	JP Morgan Chase & Co Callable Note Cont 4/22/2025 2.083% Due 4/22/2026	0.00	520.75	520.75
04/25/2023	Paydown	05601XAC3	40,000.00	BMW Vehicle Lease Trust 2022-1 A3 1.1% Due 3/25/2025	0.00	36.67	36.67
04/25/2023	Paydown	09690AAC7	35,000.00	BMW Vehicle Lease Trust 2021-2 A3 0.33% Due 12/26/2024	2,914.91	7.22	2,922.13
04/25/2023	Paydown	05602RAD3	40,000.00	BMW Vehicle Owner Trust 2022-A A3 3.21% Due 8/25/2026	0.00	107.00	107.00
04/28/2023	Interest	459058JL8	180,000.00	Intl. Bank Recon & Development Note 0.5% Due 10/28/2025	0.00	450.00	450.00
04/30/2023	Interest	91282CBW0	150,000.00	US Treasury Note 0.75% Due 4/30/2026	0.00	562.50	562.50
04/30/2023	Interest	91282CEN7	340,000.00	US Treasury Note 2.75% Due 4/30/2027	0.00	9,350.00	9,350.00

Small Cities Organized Risk Effort

Account #590

Cash Flow Report

As of September 30, 2022



Payment Date	Transaction Type	CUSIP	Quantity	Security Description	Principal Amount	Income	Total Amount
04/30/2023	Interest	91282CDG3	325,000.00	US Treasury Note 1.125% Due 10/31/2026	0.00	1,828.13	1,828.13
APR 2023					26,846.03	17,932.45	44,778.48
05/01/2023	Interest	06367WB85	150,000.00	Bank of Montreal Note 1.85% Due 5/1/2025	0.00	1,387.50	1,387.50
05/04/2023	Interest	61772BAB9	150,000.00	Morgan Stanley Callable Note Cont 5/4/2026 1.593% Due 5/4/2027	0.00	1,194.76	1,194.76
05/07/2023	Interest	3135G06G3	215,000.00	FNMA Note 0.5% Due 11/7/2025	0.00	537.50	537.50
05/11/2023	Interest	037833CU2	150,000.00	Apple Inc Callable Note Cont 3/11/2024 2.85% Due 5/11/2024	0.00	2,137.50	2,137.50
05/12/2023	Interest	023135BW5	95,000.00	Amazon.com Inc Note 0.45% Due 5/12/2024	0.00	213.75	213.75
05/13/2023	Interest	14913R2V8	55,000.00	Caterpillar Financial Service Note 3.4% Due 5/13/2025	0.00	935.00	935.00
05/15/2023	Interest	91324PEC2	175,000.00	United Health Group Inc Callable Note Cont 4/15/2026 1.15% Due 5/15/2026	0.00	1,006.25	1,006.25
05/15/2023	Interest	912828WJ5	150,000.00	US Treasury Note 2.5% Due 5/15/2024	0.00	1,875.00	1,875.00
05/15/2023	Paydown	44933LAC7	50,000.00	Hyundai Auto Receivables Trust 2021-A A3 0.38% Due 9/15/2025	2,629.01	10.84	2,639.85
05/15/2023	Paydown	47787NAC3	7,455.77	John Deere Owner Trust 2020-B A3 0.51% Due 11/15/2024	465.90	1.78	467.68
05/15/2023	Paydown	47788UAC6	45,000.00	John Deere Owner Trust 2021-A A3 0.36% Due 9/15/2025	1,871.65	10.13	1,881.78
05/15/2023	Paydown	47789QAC4	50,000.00	John Deere Owner Trust 2021-B A3 0.52% Due 3/16/2026	2,171.72	21.67	2,193.39
05/15/2023	Paydown	65479JAD5	19,955.40	Nissan Auto Receivables Owner 2019-C A3 1.93% Due 7/15/2024	899.87	22.05	921.92
05/15/2023	Paydown	89238FAD5	45,000.00	Toyota Auto Receivables OT 2022-B A3 2.93% Due 9/15/2026	0.00	109.88	109.88
05/15/2023	Paydown	89240BAC2	25,354.21	Toyota Auto Receivables Owners 2021-A A3 0.26% Due 5/15/2025	1,407.88	3.36	1,411.24

Small Cities Organized Risk Effort

Account #590

Cash Flow Report

As of September 30, 2022



Payment Date	Transaction Type	CUSIP	Quantity	Security Description	Principal Amount	Income	Total Amount
05/15/2023	Paydown	58769KAD6	60,000.00	Mercedes-Benz Auto Lease Trust 2021-B A3 0.4% Due 11/15/2024	4,614.54	13.85	4,628.39
05/15/2023	Paydown	89232HAC9	39,406.91	Toyota Auto Receivable Own 2020-A A3 1.66% Due 5/15/2024	2,183.83	30.20	2,214.03
05/15/2023	Paydown	448977AD0	35,000.00	Hyundai Auto Receivables Trust 2022-A A3 2.22% Due 10/15/2026	0.00	64.75	64.75
05/15/2023	Paydown	44935FAD6	30,000.00	Hyundai Auto Receivables Trust 2021-C A3 0.74% Due 5/15/2026	0.00	18.50	18.50
05/15/2023	Paydown	47787JAC2	50,000.00	John Deere Owner Trust 2022-A A3 2.32% Due 9/16/2026	0.00	96.67	96.67
05/15/2023	Paydown	47800AAC4	50,000.00	John Deere Owner Trust 2022-B A3 3.74% Due 2/16/2027	0.00	155.83	155.83
05/15/2023	Paydown	43815BAC4	65,000.00	Honda Auto Receivables Trust 2022-1 A3 1.88% Due 5/15/2026	0.00	101.83	101.83
05/15/2023	Paydown	44934KAC8	110,000.00	Hyundai Auto Receivables Trust 2021-B A3 0.38% Due 1/15/2026	5,496.73	29.61	5,526.34
05/15/2023	Paydown	89237VAB5	30,643.18	Toyota Auto Receivables Trust 2020-C A3 0.44% Due 10/15/2024	1,223.48	8.10	1,231.58
05/16/2023	Paydown	362554AC1	30,000.00	GM Financial Securitized Term 2021-4 A3 0.68% Due 9/16/2026	0.00	17.00	17.00
05/16/2023	Paydown	380146AC4	25,000.00	GM Financial Auto Receivables 2022-1 A3 1.26% Due 11/16/2026	0.00	26.25	26.25
05/16/2023	Paydown	362585AC5	40,000.00	GM Financial Securitized ART 2022-2 A3 3.1% Due 2/16/2027	0.00	103.33	103.33
05/18/2023	Maturity	58933YAF2	150,000.00	Merck & Co Note 2.8% Due 5/18/2023	150,000.00	2,100.00	152,100.00
05/18/2023	Paydown	43813KAC6	42,864.80	Honda Auto Receivables Trust 2020-3 A3 0.37% Due 10/18/2024	3,062.24	6.62	3,068.86
05/20/2023	Interest	747525AF0	140,000.00	Qualcomm Inc Callable Note Cont 2/20/2025 3.45% Due 5/20/2025	0.00	2,415.00	2,415.00
05/20/2023	Paydown	92348KAV5	45,000.00	Verizon Master Trust 2022-5 A1A 3.72% Due 7/20/2027	0.00	139.50	139.50
05/20/2023	Paydown	36265MAC9	80,000.00	GM Financial Auto Lease Trust 2022-1 A3 1.9% Due 3/20/2025	0.00	126.67	126.67

Small Cities Organized Risk Effort

Account #590

Cash Flow Report

As of September 30, 2022



Payment Date	Transaction Type	CUSIP	Quantity	Security Description	Principal Amount	Income	Total Amount
05/20/2023	Paydown	36266FAC3	50,000.00	GM Financial Auto Lease Trust 2022-2 A3 3.42% Due 6/20/2025	0.00	142.50	142.50
05/21/2023	Paydown	43815GAC3	40,000.00	Honda Auto Receivables Trust 2021-4 A3 0.88% Due 1/21/2026	1,813.73	29.33	1,843.06
05/25/2023	Paydown	05602RAD3	40,000.00	BMW Vehicle Owner Trust 2022-A A3 3.21% Due 8/25/2026	0.00	107.00	107.00
05/25/2023	Paydown	05601XAC3	40,000.00	BMW Vehicle Lease Trust 2022-1 A3 1.1% Due 3/25/2025	3,617.76	36.67	3,654.43
05/25/2023	Paydown	09690AAC7	35,000.00	BMW Vehicle Lease Trust 2021-2 A3 0.33% Due 12/26/2024	2,915.61	6.42	2,922.03
05/31/2023	Interest	91282CAZ4	300,000.00	US Treasury Note 0.375% Due 11/30/2025	0.00	562.50	562.50
05/31/2023	Interest	9128283J7	275,000.00	US Treasury Note 2.125% Due 11/30/2024	0.00	2,921.88	2,921.88
05/31/2023	Maturity	912828R69	100,000.00	US Treasury Note 1.625% Due 5/31/2023	100,000.00	812.50	100,812.50
MAY 2023					284,373.95	19,539.48	303,913.43
06/08/2023	Interest	3130A0F70	150,000.00	FHLB Note 3.375% Due 12/8/2023	0.00	2,531.25	2,531.25
06/10/2023	Interest	78015K7H1	150,000.00	Royal Bank of Canada Note 1.15% Due 6/10/2025	0.00	862.50	862.50
06/14/2023	Interest	3130A1XJ2	230,000.00	FHLB Note 2.875% Due 6/14/2024	0.00	3,306.26	3,306.26
06/15/2023	Interest	63743HFE7	85,000.00	National Rural Utilities Note 3.45% Due 6/15/2025	0.00	1,466.25	1,466.25
06/15/2023	Paydown	44934KAC8	110,000.00	Hyundai Auto Receivables Trust 2021-B A3 0.38% Due 1/15/2026	5,497.23	27.87	5,525.10
06/15/2023	Paydown	89232HAC9	39,406.91	Toyota Auto Receivable Own 2020-A A3 1.66% Due 5/15/2024	2,101.02	27.18	2,128.20
06/15/2023	Paydown	44935FAD6	30,000.00	Hyundai Auto Receivables Trust 2021-C A3 0.74% Due 5/15/2026	1,497.63	18.50	1,516.13
06/15/2023	Paydown	47787JAC2	50,000.00	John Deere Owner Trust 2022-A A3 2.32% Due 9/16/2026	0.00	96.67	96.67

Small Cities Organized Risk Effort

Account #590

Cash Flow Report

As of September 30, 2022



Payment Date	Transaction Type	CUSIP	Quantity	Security Description	Principal Amount	Income	Total Amount
06/15/2023	Paydown	47788UAC6	45,000.00	John Deere Owner Trust 2021-A A3 0.36% Due 9/15/2025	1,872.26	9.57	1,881.83
06/15/2023	Paydown	43815BAC4	65,000.00	Honda Auto Receivables Trust 2022-1 A3 1.88% Due 5/15/2026	0.00	101.83	101.83
06/15/2023	Paydown	47800AAC4	50,000.00	John Deere Owner Trust 2022-B A3 3.74% Due 2/16/2027	0.00	155.83	155.83
06/15/2023	Paydown	58769KAD6	60,000.00	Mercedes-Benz Auto Lease Trust 2021-B A3 0.4% Due 11/15/2024	4,614.96	12.31	4,627.27
06/15/2023	Paydown	448977AD0	35,000.00	Hyundai Auto Receivables Trust 2022-A A3 2.22% Due 10/15/2026	0.00	64.75	64.75
06/15/2023	Paydown	44933LAC7	50,000.00	Hyundai Auto Receivables Trust 2021-A A3 0.38% Due 9/15/2025	2,629.87	10.01	2,639.88
06/15/2023	Paydown	47787NAC3	7,455.77	John Deere Owner Trust 2020-B A3 0.51% Due 11/15/2024	466.07	1.59	467.66
06/15/2023	Paydown	47789QAC4	50,000.00	John Deere Owner Trust 2021-B A3 0.52% Due 3/16/2026	2,171.92	20.73	2,192.65
06/15/2023	Paydown	65479JAD5	19,955.40	Nissan Auto Receivables Owner 2019-C A3 1.93% Due 7/15/2024	901.89	20.61	922.50
06/15/2023	Paydown	89237VAB5	30,643.18	Toyota Auto Receivables Trust 2020-C A3 0.44% Due 10/15/2024	1,223.93	7.65	1,231.58
06/15/2023	Paydown	89238FAD5	45,000.00	Toyota Auto Receivables OT 2022-B A3 2.93% Due 9/15/2026	0.00	109.88	109.88
06/15/2023	Paydown	89240BAC2	25,354.21	Toyota Auto Receivables Owners 2021-A A3 0.26% Due 5/15/2025	1,408.33	3.06	1,411.39
06/16/2023	Paydown	362585AC5	40,000.00	GM Financial Securitized ART 2022-2 A3 3.1% Due 2/16/2027	0.00	103.33	103.33
06/16/2023	Paydown	380146AC4	25,000.00	GM Financial Auto Receivables 2022-1 A3 1.26% Due 11/16/2026	0.00	26.25	26.25
06/16/2023	Paydown	362554AC1	30,000.00	GM Financial Securitized Term 2021-4 A3 0.68% Due 9/16/2026	0.00	17.00	17.00
06/17/2023	Interest	3135G04Z3	260,000.00	FNMA Note 0.5% Due 6/17/2025	0.00	650.00	650.00
06/18/2023	Interest	89236TJK2	130,000.00	Toyota Motor Credit Corp Note 1.125% Due 6/18/2026	0.00	731.25	731.25

Small Cities Organized Risk Effort

Account #590

Cash Flow Report

As of September 30, 2022



Payment Date	Transaction Type	CUSIP	Quantity	Security Description	Principal Amount	Income	Total Amount
06/18/2023	Paydown	43813KAC6	42,864.80	Honda Auto Receivables Trust 2020-3 A3 0.37% Due 10/18/2024	3,063.19	5.67	3,068.86
06/19/2023	Interest	06051GJD2	50,000.00	Bank of America Corp Callable Note Cont 6/19/2025 1.319% Due 6/19/2026	0.00	329.75	329.75
06/20/2023	Paydown	36266FAC3	50,000.00	GM Financial Auto Lease Trust 2022-2 A3 3.42% Due 6/20/2025	0.00	142.50	142.50
06/20/2023	Paydown	92348KAV5	45,000.00	Verizon Master Trust 2022-5 A1A 3.72% Due 7/20/2027	0.00	139.50	139.50
06/20/2023	Paydown	36265MAC9	80,000.00	GM Financial Auto Lease Trust 2022-1 A3 1.9% Due 3/20/2025	0.00	126.67	126.67
06/21/2023	Paydown	43815GAC3	40,000.00	Honda Auto Receivables Trust 2021-4 A3 0.88% Due 1/21/2026	1,814.16	28.00	1,842.16
06/25/2023	Paydown	05601XAC3	40,000.00	BMW Vehicle Lease Trust 2022-1 A3 1.1% Due 3/25/2025	3,621.47	33.35	3,654.82
06/25/2023	Paydown	05602RAD3	40,000.00	BMW Vehicle Owner Trust 2022-A A3 3.21% Due 8/25/2026	0.00	107.00	107.00
06/25/2023	Paydown	09690AAC7	35,000.00	BMW Vehicle Lease Trust 2021-2 A3 0.33% Due 12/26/2024	2,916.31	5.62	2,921.93
06/27/2023	Interest	02665WCZ2	150,000.00	American Honda Finance Note 2.4% Due 6/27/2024	0.00	1,800.00	1,800.00
06/30/2023	Interest	91282CBC4	125,000.00	US Treasury Note 0.375% Due 12/31/2025	0.00	234.38	234.38
06/30/2023	Interest	91282CEW7	175,000.00	US Treasury Note 3.25% Due 6/30/2027	0.00	2,843.75	2,843.75
JUN 2023					35,800.24	16,178.32	51,978.56
07/01/2023	Interest	4581X0EE4	85,000.00	Inter-American Dev Bank Note 3.25% Due 7/1/2024	0.00	1,381.25	1,381.25
07/07/2023	Interest	3135G0X24	235,000.00	FNMA Note 1.625% Due 1/7/2025	0.00	1,909.38	1,909.38
07/10/2023	Maturity	3135G05G4	135,000.00	FNMA Note 0.25% Due 7/10/2023	135,000.00	168.75	135,168.75
07/15/2023	Interest	87612EBM7	70,000.00	Target Corp Callable Note Cont 12/15/2026 1.95% Due 1/15/2027	0.00	682.50	682.50

Small Cities Organized Risk Effort

Account #590

Cash Flow Report

As of September 30, 2022



Payment Date	Transaction Type	CUSIP	Quantity	Security Description	Principal Amount	Income	Total Amount
07/15/2023	Interest	79466LAG9	25,000.00	Salesforce.com Inc Callable Note Cont 7/15/2022 0.625% Due 7/15/2024	0.00	78.13	78.13
07/15/2023	Paydown	89237VAB5	30,643.18	Toyota Auto Receivables Trust 2020-C A3 0.44% Due 10/15/2024	1,224.38	7.20	1,231.58
07/15/2023	Paydown	89238FAD5	45,000.00	Toyota Auto Receivables OT 2022-B A3 2.93% Due 9/15/2026	0.00	109.88	109.88
07/15/2023	Paydown	448977AD0	35,000.00	Hyundai Auto Receivables Trust 2022-A A3 2.22% Due 10/15/2026	0.00	64.75	64.75
07/15/2023	Paydown	44935FAD6	30,000.00	Hyundai Auto Receivables Trust 2021-C A3 0.74% Due 5/15/2026	1,497.87	17.58	1,515.45
07/15/2023	Paydown	47787JAC2	50,000.00	John Deere Owner Trust 2022-A A3 2.32% Due 9/16/2026	0.00	96.67	96.67
07/15/2023	Paydown	43815BAC4	65,000.00	Honda Auto Receivables Trust 2022-1 A3 1.88% Due 5/15/2026	0.00	101.83	101.83
07/15/2023	Paydown	44934KAC8	110,000.00	Hyundai Auto Receivables Trust 2021-B A3 0.38% Due 1/15/2026	5,497.73	26.13	5,523.86
07/15/2023	Paydown	47800AAC4	50,000.00	John Deere Owner Trust 2022-B A3 3.74% Due 2/16/2027	0.00	155.83	155.83
07/15/2023	Paydown	44933LAC7	50,000.00	Hyundai Auto Receivables Trust 2021-A A3 0.38% Due 9/15/2025	2,630.72	9.18	2,639.90
07/15/2023	Paydown	65479JAD5	19,955.40	Nissan Auto Receivables Owner 2019-C A3 1.93% Due 7/15/2024	903.92	19.16	923.08
07/15/2023	Paydown	89232HAC9	39,406.91	Toyota Auto Receivable Own 2020-A A3 1.66% Due 5/15/2024	2,017.87	24.27	2,042.14
07/15/2023	Paydown	47787NAC3	7,455.77	John Deere Owner Trust 2020-B A3 0.51% Due 11/15/2024	466.26	1.39	467.65
07/15/2023	Paydown	47788UAC6	45,000.00	John Deere Owner Trust 2021-A A3 0.36% Due 9/15/2025	1,872.87	9.01	1,881.88
07/15/2023	Paydown	47789QAC4	50,000.00	John Deere Owner Trust 2021-B A3 0.52% Due 3/16/2026	2,172.12	19.78	2,191.90
07/15/2023	Paydown	58769KAD6	60,000.00	Mercedes-Benz Auto Lease Trust 2021-B A3 0.4% Due 11/15/2024	4,615.39	10.77	4,626.16
07/15/2023	Paydown	89240BAC2	25,354.21	Toyota Auto Receivables Owners 2021-A A3 0.26% Due 5/15/2025	1,408.79	2.75	1,411.54

Small Cities Organized Risk Effort

Account #590

Cash Flow Report

As of September 30, 2022



Payment Date	Transaction Type	CUSIP	Quantity	Security Description	Principal Amount	Income	Total Amount
07/16/2023	Paydown	380146AC4	25,000.00	GM Financial Auto Receivables 2022-1 A3 1.26% Due 11/16/2026	0.00	26.25	26.25
07/16/2023	Paydown	362554AC1	30,000.00	GM Financial Securitized Term 2021-4 A3 0.68% Due 9/16/2026	1,425.24	17.00	1,442.24
07/16/2023	Paydown	362585AC5	40,000.00	GM Financial Securitized ART 2022-2 A3 3.1% Due 2/16/2027	0.00	103.33	103.33
07/18/2023	Paydown	43813KAC6	42,864.80	Honda Auto Receivables Trust 2020-3 A3 0.37% Due 10/18/2024	3,064.13	4.73	3,068.86
07/20/2023	Paydown	92348KAV5	45,000.00	Verizon Master Trust 2022-5 A1A 3.72% Due 7/20/2027	0.00	139.50	139.50
07/20/2023	Paydown	36266FAC3	50,000.00	GM Financial Auto Lease Trust 2022-2 A3 3.42% Due 6/20/2025	0.00	142.50	142.50
07/20/2023	Paydown	36265MAC9	80,000.00	GM Financial Auto Lease Trust 2022-1 A3 1.9% Due 3/20/2025	0.00	126.67	126.67
07/21/2023	Interest	3137EAEU9	140,000.00	FHLMC Note 0.375% Due 7/21/2025	0.00	262.50	262.50
07/21/2023	Paydown	43815GAC3	40,000.00	Honda Auto Receivables Trust 2021-4 A3 0.88% Due 1/21/2026	1,814.58	26.67	1,841.25
07/23/2023	Call	46647PAU0	150,000.00	JP Morgan Chase & Co Callable Note 1X 7/23/2023 3.797% Due 7/23/2024	150,000.00	2,847.75	152,847.75
07/25/2023	Paydown	05601XAC3	40,000.00	BMW Vehicle Lease Trust 2022-1 A3 1.1% Due 3/25/2025	3,625.19	30.03	3,655.22
07/25/2023	Paydown	09690AAC7	35,000.00	BMW Vehicle Lease Trust 2021-2 A3 0.33% Due 12/26/2024	2,917.01	4.82	2,921.83
07/25/2023	Paydown	05602RAD3	40,000.00	BMW Vehicle Owner Trust 2022-A A3 3.21% Due 8/25/2026	0.00	107.00	107.00
07/26/2023	Interest	3133EKWV4	150,000.00	FFCB Note 1.85% Due 7/26/2024	0.00	1,387.50	1,387.50
07/31/2023	Interest	91282CCP4	125,000.00	US Treasury Note 0.625% Due 7/31/2026	0.00	390.63	390.63
07/31/2023	Interest	912828V80	175,000.00	US Treasury Note 2.25% Due 1/31/2024	0.00	1,968.75	1,968.75
JUL 2023					322,154.07	12,481.82	334,635.89

Small Cities Organized Risk Effort

Account #590

Cash Flow Report

As of September 30, 2022



Payment Date	Transaction Type	CUSIP	Quantity	Security Description	Principal Amount	Income	Total Amount
08/05/2023	Interest	3135G0V34	125,000.00	FNMA Note 2.5% Due 2/5/2024	0.00	1,562.50	1,562.50
08/06/2023	Interest	857477BR3	40,000.00	State Street Bank Callable Note Cont 2/6/2025 1.746% Due 2/6/2026	0.00	349.20	349.20
08/12/2023	Interest	3137EAEP0	260,000.00	FHLMC Note 1.5% Due 2/12/2025	0.00	1,950.00	1,950.00
08/12/2023	Interest	14913R3A3	95,000.00	Caterpillar Financial Service Note 3.6% Due 8/12/2027	0.00	1,710.00	1,710.00
08/15/2023	Interest	912828J27	175,000.00	US Treasury Note 2% Due 2/15/2025	0.00	1,750.00	1,750.00
08/15/2023	Paydown	44934KAC8	110,000.00	Hyundai Auto Receivables Trust 2021-B A3 0.38% Due 1/15/2026	5,498.24	24.39	5,522.63
08/15/2023	Paydown	47788UAC6	45,000.00	John Deere Owner Trust 2021-A A3 0.36% Due 9/15/2025	1,873.47	8.45	1,881.92
08/15/2023	Paydown	448977AD0	35,000.00	Hyundai Auto Receivables Trust 2022-A A3 2.22% Due 10/15/2026	0.00	64.75	64.75
08/15/2023	Paydown	44933LAC7	50,000.00	Hyundai Auto Receivables Trust 2021-A A3 0.38% Due 9/15/2025	2,631.57	8.35	2,639.92
08/15/2023	Paydown	47800AAC4	50,000.00	John Deere Owner Trust 2022-B A3 3.74% Due 2/16/2027	0.00	155.83	155.83
08/15/2023	Paydown	65479JAD5	19,955.40	Nissan Auto Receivables Owner 2019-C A3 1.93% Due 7/15/2024	905.96	17.70	923.66
08/15/2023	Paydown	43815BAC4	65,000.00	Honda Auto Receivables Trust 2022-1 A3 1.88% Due 5/15/2026	0.00	101.83	101.83
08/15/2023	Paydown	47787NAC3	7,455.77	John Deere Owner Trust 2020-B A3 0.51% Due 11/15/2024	466.44	1.19	467.63
08/15/2023	Paydown	47789QAC4	50,000.00	John Deere Owner Trust 2021-B A3 0.52% Due 3/16/2026	2,172.32	18.84	2,191.16
08/15/2023	Paydown	58769KAD6	60,000.00	Mercedes-Benz Auto Lease Trust 2021-B A3 0.4% Due 11/15/2024	4,615.81	9.23	4,625.04
08/15/2023	Paydown	89237VAB5	30,643.18	Toyota Auto Receivables Trust 2020-C A3 0.44% Due 10/15/2024	1,224.83	6.75	1,231.58
08/15/2023	Paydown	89238FAD5	45,000.00	Toyota Auto Receivables OT 2022-B A3 2.93% Due 9/15/2026	0.00	109.88	109.88

Small Cities Organized Risk Effort

Account #590

Cash Flow Report

As of September 30, 2022



Payment Date	Transaction Type	CUSIP	Quantity	Security Description	Principal Amount	Income	Total Amount
08/15/2023	Paydown	89240BAC2	25,354.21	Toyota Auto Receivables Owners 2021-A A3 0.26% Due 5/15/2025	1,409.25	2.45	1,411.70
08/15/2023	Paydown	44935FAD6	30,000.00	Hyundai Auto Receivables Trust 2021-C A3 0.74% Due 5/15/2026	1,498.13	16.65	1,514.78
08/15/2023	Paydown	47787JAC2	50,000.00	John Deere Owner Trust 2022-A A3 2.32% Due 9/16/2026	0.00	96.67	96.67
08/15/2023	Paydown	89232HAC9	39,406.91	Toyota Auto Receivable Own 2020-A A3 1.66% Due 5/15/2024	1,934.36	21.48	1,955.84
08/16/2023	Paydown	380146AC4	25,000.00	GM Financial Auto Receivables 2022-1 A3 1.26% Due 11/16/2026	0.00	26.25	26.25
08/16/2023	Paydown	362554AC1	30,000.00	GM Financial Securitized Term 2021-4 A3 0.68% Due 9/16/2026	1,425.58	16.19	1,441.77
08/16/2023	Paydown	362585AC5	40,000.00	GM Financial Securitized ART 2022-2 A3 3.1% Due 2/16/2027	0.00	103.33	103.33
08/18/2023	Paydown	43813KAC6	42,864.80	Honda Auto Receivables Trust 2020-3 A3 0.37% Due 10/18/2024	3,065.08	3.78	3,068.86
08/20/2023	Paydown	36266FAC3	50,000.00	GM Financial Auto Lease Trust 2022-2 A3 3.42% Due 6/20/2025	0.00	142.50	142.50
08/20/2023	Paydown	92348KAV5	45,000.00	Verizon Master Trust 2022-5 A1A 3.72% Due 7/20/2027	0.00	139.50	139.50
08/20/2023	Paydown	36265MAC9	80,000.00	GM Financial Auto Lease Trust 2022-1 A3 1.9% Due 3/20/2025	0.00	126.67	126.67
08/21/2023	Paydown	43815GAC3	40,000.00	Honda Auto Receivables Trust 2021-4 A3 0.88% Due 1/21/2026	1,815.00	25.34	1,840.34
08/25/2023	Interest	3135G05X7	220,000.00	FNMA Note 0.375% Due 8/25/2025	0.00	412.50	412.50
08/25/2023	Paydown	05601XAC3	40,000.00	BMW Vehicle Lease Trust 2022-1 A3 1.1% Due 3/25/2025	3,628.90	26.71	3,655.61
08/25/2023	Paydown	09690AAC7	35,000.00	BMW Vehicle Lease Trust 2021-2 A3 0.33% Due 12/26/2024	2,917.73	4.01	2,921.74
08/25/2023	Paydown	05602RAD3	40,000.00	BMW Vehicle Owner Trust 2022-A A3 3.21% Due 8/25/2026	0.00	107.00	107.00
08/31/2023	Interest	912828ZC7	50,000.00	US Treasury Note 1.125% Due 2/28/2025	0.00	281.25	281.25

Small Cities Organized Risk Effort

Account #590

Cash Flow Report

As of September 30, 2022



Payment Date	Transaction Type	CUSIP	Quantity	Security Description	Principal Amount	Income	Total Amount
08/31/2023	Interest	91282CCW9	350,000.00	US Treasury Note 0.75% Due 8/31/2026	0.00	1,312.50	1,312.50
08/31/2023	Interest	91282CFH9	120,000.00	US Treasury Note 3.125% Due 8/31/2027	0.00	1,875.00	1,875.00
AUG 2023					37,082.67	12,588.67	49,671.34
09/03/2023	Interest	808513BY0	150,000.00	Charles Schwab Corp Callable Note Cont 2/3/2027 2.45% Due 3/3/2027	0.00	1,837.50	1,837.50
09/08/2023	Maturity	313383YJ4	250,000.00	FHLB Note 3.375% Due 9/8/2023	250,000.00	4,218.75	254,218.75
09/09/2023	Interest	931142EX7	50,000.00	Wal-Mart Stores Callable Note Cont 09/09/2027 3.95% Due 9/9/2027	0.00	987.50	987.50
09/11/2023	Interest	89114QCB2	135,000.00	Toronto Dominion Bank Note 3.25% Due 3/11/2024	0.00	2,193.75	2,193.75
09/13/2023	Interest	3130A2UW4	200,000.00	FHLB Note 2.875% Due 9/13/2024	0.00	2,875.00	2,875.00
09/14/2023	Interest	3130A4CH3	225,000.00	FHLB Note 2.375% Due 3/14/2025	0.00	2,671.88	2,671.88
09/15/2023	Interest	00440EAS6	140,000.00	Chubb INA Holdings Inc Note 3.15% Due 3/15/2025	0.00	2,205.00	2,205.00
09/15/2023	Interest	084664CZ2	115,000.00	Berkshire Hathaway Callable Note Cont 2/15/2027 2.3% Due 3/15/2027	0.00	1,322.50	1,322.50
09/15/2023	Paydown	448977AD0	35,000.00	Hyundai Auto Receivables Trust 2022-A A3 2.22% Due 10/15/2026	0.00	64.75	64.75
09/15/2023	Paydown	44935FAD6	30,000.00	Hyundai Auto Receivables Trust 2021-C A3 0.74% Due 5/15/2026	1,498.37	15.73	1,514.10
09/15/2023	Paydown	47787JAC2	50,000.00	John Deere Owner Trust 2022-A A3 2.32% Due 9/16/2026	0.00	96.67	96.67
09/15/2023	Paydown	47800AAC4	50,000.00	John Deere Owner Trust 2022-B A3 3.74% Due 2/16/2027	0.00	155.83	155.83
09/15/2023	Paydown	58769KAD6	60,000.00	Mercedes-Benz Auto Lease Trust 2021-B A3 0.4% Due 11/15/2024	4,616.23	7.70	4,623.93
09/15/2023	Paydown	89232HAC9	39,406.91	Toyota Auto Receivable Own 2020-A A3 1.66% Due 5/15/2024	1,850.51	18.80	1,869.31

Small Cities Organized Risk Effort

Account #590

Cash Flow Report

As of September 30, 2022



Payment Date	Transaction Type	CUSIP	Quantity	Security Description	Principal Amount	Income	Total Amount
09/15/2023	Paydown	44933LAC7	50,000.00	Hyundai Auto Receivables Trust 2021-A A3 0.38% Due 9/15/2025	2,632.43	7.51	2,639.94
09/15/2023	Paydown	47787NAC3	7,455.77	John Deere Owner Trust 2020-B A3 0.51% Due 11/15/2024	466.63	0.99	467.62
09/15/2023	Paydown	47788UAC6	45,000.00	John Deere Owner Trust 2021-A A3 0.36% Due 9/15/2025	1,874.08	7.89	1,881.97
09/15/2023	Paydown	47789QAC4	50,000.00	John Deere Owner Trust 2021-B A3 0.52% Due 3/16/2026	2,172.52	17.90	2,190.42
09/15/2023	Paydown	65479JAD5	19,955.40	Nissan Auto Receivables Owner 2019-C A3 1.93% Due 7/15/2024	907.99	16.25	924.24
09/15/2023	Paydown	89240BAC2	25,354.21	Toyota Auto Receivables Owners 2021-A A3 0.26% Due 5/15/2025	1,409.71	2.14	1,411.85
09/15/2023	Paydown	43815BAC4	65,000.00	Honda Auto Receivables Trust 2022-1 A3 1.88% Due 5/15/2026	0.00	101.83	101.83
09/15/2023	Paydown	44934KAC8	110,000.00	Hyundai Auto Receivables Trust 2021-B A3 0.38% Due 1/15/2026	5,498.74	22.65	5,521.39
09/15/2023	Paydown	89237VAB5	30,643.18	Toyota Auto Receivables Trust 2020-C A3 0.44% Due 10/15/2024	1,225.28	6.30	1,231.58
09/15/2023	Paydown	89238FAD5	45,000.00	Toyota Auto Receivables OT 2022-B A3 2.93% Due 9/15/2026	0.00	109.88	109.88
09/16/2023	Paydown	362554AC1	30,000.00	GM Financial Securitized Term 2021-4 A3 0.68% Due 9/16/2026	1,425.91	15.38	1,441.29
09/16/2023	Paydown	380146AC4	25,000.00	GM Financial Auto Receivables 2022-1 A3 1.26% Due 11/16/2026	1,178.32	26.25	1,204.57
09/16/2023	Paydown	362585AC5	40,000.00	GM Financial Securitized ART 2022-2 A3 3.1% Due 2/16/2027	0.00	103.33	103.33
09/17/2023	Interest	931142ER0	30,000.00	Wal-Mart Stores Callable Note Cont 08/17/2026 1.05% Due 9/17/2026	0.00	157.50	157.50
09/18/2023	Paydown	43813KAC6	42,864.80	Honda Auto Receivables Trust 2020-3 A3 0.37% Due 10/18/2024	3,066.02	2.84	3,068.86
09/19/2023	Interest	30231GBH4	140,000.00	Exxon Mobil Corp Callable Note Cont 2/19/2025 2.992% Due 3/19/2025	0.00	2,094.40	2,094.40
09/20/2023	Paydown	36265MAC9	80,000.00	GM Financial Auto Lease Trust 2022-1 A3 1.9% Due 3/20/2025	9,964.18	126.67	10,090.85

Cash Flow Report

As of September 30, 2022



Payment Date	Transaction Type	CUSIP	Quantity	Security Description	Principal Amount	Income	Total Amount
09/20/2023	Paydown	92348KAV5	45,000.00	Verizon Master Trust 2022-5 A1A 3.72% Due 7/20/2027	0.00	139.50	139.50
09/20/2023	Paydown	36266FAC3	50,000.00	GM Financial Auto Lease Trust 2022-2 A3 3.42% Due 6/20/2025	0.00	142.50	142.50
09/21/2023	Paydown	43815GAC3	40,000.00	Honda Auto Receivables Trust 2021-4 A3 0.88% Due 1/21/2026	1,815.43	24.01	1,839.44
09/23/2023	Interest	3137EAEX3	200,000.00	FHLMC Note 0.375% Due 9/23/2025	0.00	375.00	375.00
09/23/2023	Interest	4581X0DZ8	190,000.00	Inter-American Dev Bank Note 0.5% Due 9/23/2024	0.00	475.00	475.00
09/25/2023	Paydown	05601XAC3	40,000.00	BMW Vehicle Lease Trust 2022-1 A3 1.1% Due 3/25/2025	3,632.62	23.38	3,656.00
09/25/2023	Paydown	09690AAC7	35,000.00	BMW Vehicle Lease Trust 2021-2 A3 0.33% Due 12/26/2024	2,918.43	3.21	2,921.64
09/25/2023	Paydown	05602RAD3	40,000.00	BMW Vehicle Owner Trust 2022-A A3 3.21% Due 8/25/2026	0.00	107.00	107.00
09/30/2023	Interest	91282CBT7	300,000.00	US Treasury Note 0.75% Due 3/31/2026	0.00	1,125.00	1,125.00
09/30/2023	Interest	91282CEF4	200,000.00	US Treasury Note 2.5% Due 3/31/2027	0.00	2,500.00	2,500.00
09/30/2023	Interest	912828YH7	300,000.00	US Treasury Note 1.5% Due 9/30/2024	0.00	2,250.00	2,250.00
SEP 2023					298,153.40	28,655.67	326,809.07
TOTAL					1,401,012.90	210,625.12	1,611,638.02



Chandler Asset Management, Inc. ("Chandler") is an SEC registered investment adviser. For additional information about our firm, please see our current disclosures (Form ADV). To obtain a copy of our current disclosures, you may contact your client service representative by calling the number on the front of this statement or you may visit our website at www.chandlerasset.com.

Information contained in this monthly statement is confidential and is provided for informational purposes only and should not be construed as specific investment or legal advice. The information contained herein was obtained from sources believed to be reliable as of the date of this statement, but may become outdated or superseded at any time without notice.

Custody: Your qualified custodian bank maintains control of all assets reflected in this statement and we urge you to compare this statement to the one you receive from your qualified custodian. Chandler does not have any authority to withdraw or deposit funds from/to the custodian account.

Valuation: Prices are provided by IDC, an independent pricing source. In the event IDC does not provide a price or if the price provided is not reflective of fair market value, Chandler will obtain pricing from an alternative approved third party pricing source in accordance with our written valuation policy and procedures. Our valuation procedures are also disclosed in Item 5 of our Form ADV Part 2A.

Performance: Performance results are presented gross-of-advisory fees and represent the client's Total Return. The deduction of advisory fees lowers performance results. These results include the reinvestment of dividends and other earnings. Past performance may not be indicative of future results. Therefore, clients should not assume that future performance of any specific investment or investment strategy will be profitable or equal to past performance levels. All investment strategies have the potential for profit or loss. Economic factors, market conditions or changes in investment strategies, contributions or withdrawals may materially alter the performance and results of your portfolio.

Source ice Data Indices, LLC ("ICE"), used with permission. ICE PERMITS USE OF THE ICE INDICES AND RELATED DATA ON AN "AS IS" BASIS; ICE, ITS AFFILIATES AND THEIR RESPECTIVE THIRD PARTY SUPPLIERS DISCLAIM ANY AND ALL WARRANTIES AND REPRESENTATIONS, EXPRESS AND/OR IMPLIED, INCLUDING ANY WARRANTIES OF MERCHANTABILITY OR FITNESS FOR A PARTICULAR PURPOSE OR USE, INCLUDING THE INDICES, INDEX DATA AND ANY DATA INCLUDED IN, RELATED TO, OR DERIVED THEREFROM. NEITHER ICE DATA, ITS AFFILIATES OR THEIR RESPECTIVE THIRD PARTY PROVIDERS GUARANTEE THE QUALITY, ADEQUACY, ACCURACY, TIMELINESS OR COMPLETENESS OF THE INDICES OR THE INDEX DATA OR ANY COMPONENT THEREOF, AND THE INDICES AND INDEX DATA AND ALL COMPONENTS THEREOF ARE PROVIDED ON AN "AS IS" BASIS AND LICENSEE'S USE IS AT LICENSEE'S OWN RISK. ICE DATA, ITS AFFILIATES AND THEIR RESPECTIVE THIRD PARTY DO NOT SPONSOR, ENDORSE, OR RECOMMEND CHANDLER, OR ANY OF ITS PRODUCTS OR SERVICES.

Index returns assume reinvestment of all distributions. Historical performance results for investment indexes generally do not reflect the deduction of transaction and/or custodial charges or the deduction of an investment management fee, the incurrence of which would have the effect of decreasing historical performance results. It is not possible to invest directly in an index.

Ratings: Ratings information have been provided by Moody's, S&P and Fitch through data feeds we believe to be reliable as of the date of this statement, however we cannot guarantee its accuracy.

Security level ratings for U.S. Agency issued mortgage-backed securities ("MBS") reflect the issuer rating because the securities themselves are not rated. The issuing U.S. Agency guarantees the full and timely payment of both principal and interest and carries a AA+/Aaa/AAA by S&P, Moody's and Fitch respectively.



Benchmark Index	Disclosure
ICE BofA 1-5 Yr US Treasury & Agency Index	The ICE BofA 1-5 Year US Treasury & Agency Index tracks the performance of US dollar denominated US Treasury and nonsubordinated US agency debt issued in the US domestic market. Qualifying securities must have an investment grade rating (based on an average of Moody's, S&P and Fitch). Qualifying securities must have at least one year remaining term to final maturity and less than five years remaining term to final maturity, at least 18 months to maturity at time of issuance, a fixed coupon schedule, and a minimum amount outstanding of \$1 billion for sovereigns and \$250 million for agencies.
ICE BofA 1-5 Yr AAA-A US Corp & Govt Index	The ICE BofA US 1-5 Year AAA-A US Corporate & Government Index tracks the performance of US dollar denominated investment grade debt publicly issued in the US domestic market, including US Treasury, US agency, foreign government, supranational, and corporate securities. Qualifying securities must be issued from US issuers and be rated AAA through A3 (based on an average of Moody's, S&P and Fitch). In addition, qualifying securities must have at least one year remaining term to final maturity and less than five years remaining term to final maturity, at least 18 months to final maturity at point of issuance, a fixed coupon schedule, and a minimum amount outstanding of \$1 billion for US Treasuries and \$250 million for all other securities.

**QUESTIONS?**

If you have any questions regarding your account or this statement, please contact your Administrator.

SAMIR SOMERVILLE-POWEL

CN-OH-W5IT

CN-OH-W5IT

425 WALNUT STREET

CINCINNATI OH 45202

Phone 513-629-8204

E-mail samir.somervillepowell@usbank.com

Portfolio Manager:

TS PRT RC #1 - AUTO

CN-OH-W6TC

ACCOUNT NUMBER: 001050986308

SMALL CITIES ORGANIZED RISK EFFORT

This statement is for the period from August 1, 2022 to August 31, 2022



000001837 04 SP 000638302414729 P
SMALL CITIES ORGANIZED RISK EFFORT
2180 HARVARD STREET, SUITE 460
SACRAMENTO, CA 95815-3329



TABLE OF CONTENTS

Schedule	Page
Market Value Summary	1
Asset Summary	2
Income Summary	3
Cash Summary	4
Asset Detail	5
Transaction Detail	17
Sale/Maturity Summary	23
Bond Summary	26

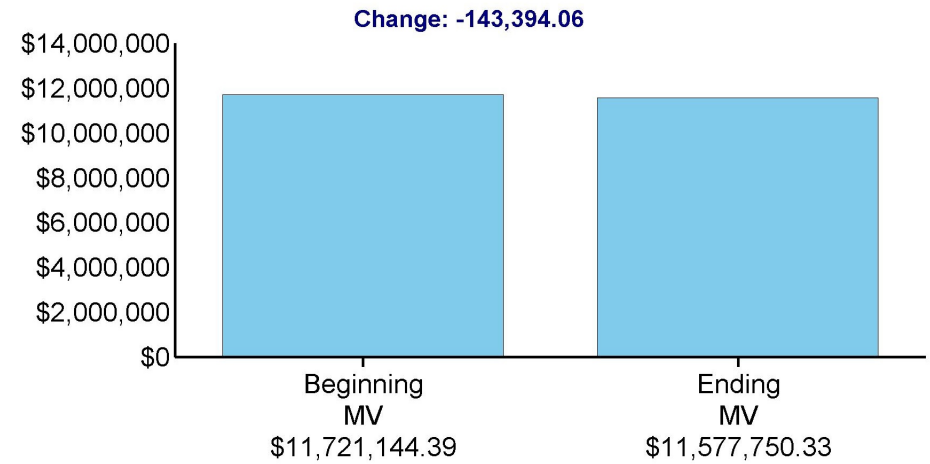


SMALL CITIES ORGANIZED
ACCOUNT NUMBER: 001050986308

Page 1 of 27
August 1, 2022 to August 31, 2022

MARKET VALUE SUMMARY

	Current Period 08/01/22 to 08/31/22
Beginning Market Value	\$11,721,144.39
Taxable Interest	11,879.37
Fees and Expenses	-1,276.89
Long Term Gains/Losses	3,355.30
Change in Investment Value	-157,351.84
Ending Market Value	\$11,577,750.33



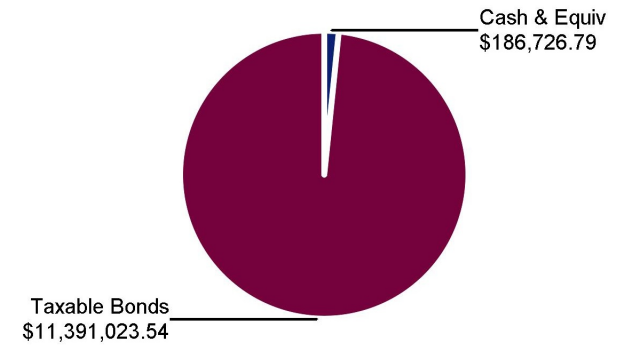


SMALL CITIES ORGANIZED
ACCOUNT NUMBER: 001050986308

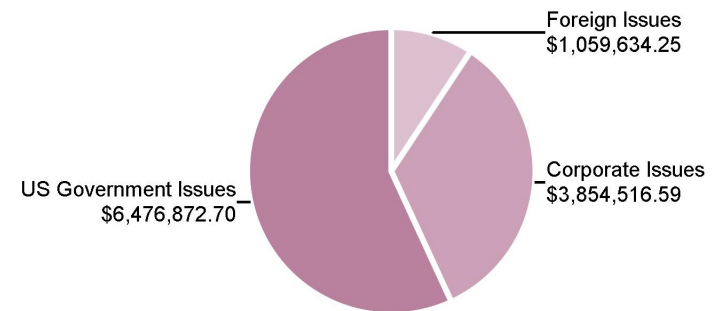
Page 2 of 27
August 1, 2022 to August 31, 2022

ASSET SUMMARY

Assets	Current Period Market Value	% of Total	Estimated Annual Income
Cash & Equivalents	186,726.79	1.60	3,248.21
Taxable Bonds	11,391,023.54	98.40	209,997.64
Total Market Value	\$11,577,750.33	100.00	\$213,245.85



Fixed Income Summary





SMALL CITIES ORGANIZED
ACCOUNT NUMBER: 001050986308

Page 3 of 27
August 1, 2022 to August 31, 2022

INCOME SUMMARY

	Income Received Current Period
Taxable Interest	11,879.37
Total Current Period Income	\$11,879.37



SMALL CITIES ORGANIZED
ACCOUNT NUMBER: 001050986308

Page 4 of 27
August 1, 2022 to August 31, 2022

CASH SUMMARY

	Principal Cash	Income Cash	Total Cash
Beginning Cash 08/01/2022	-\$1,721,773.88	\$1,721,773.88	\$0.00
Taxable Interest		11,879.37	11,879.37
Fees and Expenses	-1,276.89		-1,276.89
Purchases	-316,549.81		-316,549.81
Sales	367,704.46		367,704.46
Net Money Market Activity	-61,757.13		-61,757.13
Ending Cash 08/31/2022	-\$1,733,653.25	\$1,733,653.25	\$0.00



SMALL CITIES ORGANIZED
ACCOUNT NUMBER: 001050986308

Page 5 of 27
August 1, 2022 to August 31, 2022

ASSET DETAIL

Security Description

Shares/Face Amt	Price	Market Value	Tax Cost	Unrealized Gain/Loss	Percent of Total Portfolio	Estimated Annual Income	Estimated Current Yield
-----------------	-------	--------------	----------	----------------------	----------------------------	-------------------------	-------------------------

Cash & Equivalents

Cash/Money Market

First American Government - 31846V203
Oblig Fd Cl Y
#3763

186,726.790	1.0000	186,726.79	186,726.79	0.00	1.6	3,248.21	1.74
-------------	--------	------------	------------	------	-----	----------	------

Total Cash/Money Market

\$186,726.79	\$186,726.79	\$0.00	1.6	\$3,248.21
--------------	--------------	--------	-----	------------

Cash

Principal Cash	-1,733,653.25	-1,733,653.25	-15.0
Income Cash	1,733,653.25	1,733,653.25	15.0

Total Cash	\$0.00	\$0.00	\$0.00	0.0	\$0.00
------------	--------	--------	--------	-----	--------

Total Cash & Equivalents

\$186,726.79	\$186,726.79	\$0.00	1.6	\$3,248.21
--------------	--------------	--------	-----	------------

Taxable Bonds

US Government Issues

U S Treasury Note - 912828R69
1.625 05/31/2023

100,000.000	98.7230	98,723.00	95,144.53	3,578.47	0.9	1,625.00	1.65
-------------	---------	-----------	-----------	----------	-----	----------	------

F N M A - 3135G05G4
0.250 07/10/2023

135,000.000	97.2690	131,313.15	134,709.75	-3,396.60	1.1	337.50	0.26
-------------	---------	------------	------------	-----------	-----	--------	------

Federal Home Loan Bks - 313383YJ4
3.375 09/08/2023

250,000.000	99.7050	249,262.50	253,613.50	-4,351.00	2.2	8,437.50	3.38
-------------	---------	------------	------------	-----------	-----	----------	------



SMALL CITIES ORGANIZED
ACCOUNT NUMBER: 001050986308

Page 6 of 27
August 1, 2022 to August 31, 2022

ASSET DETAIL (continued)

Security Description

	Shares/Face Amt	Price	Market Value	Tax Cost	Unrealized Gain/Loss	Percent of Total Portfolio	Estimated Annual Income	Estimated Current Yield
Federal Home Loan Bks - 3130A0F70 3.375 12/08/2023	150,000.000	99.7310	149,596.50	154,474.50	-4,878.00	1.3	5,062.50	3.38
U S Treasury Note - 912828V80 2.250 01/31/2024	175,000.000	98.3010	172,026.75	174,425.78	-2,399.03	1.5	3,937.50	2.29
F N M A - 3135G0V34 2.500 02/05/2024	125,000.000	98.7080	123,385.00	124,521.25	-1,136.25	1.1	3,125.00	2.53
U S Treasury Note - 912828WJ5 2.500 05/15/2024	150,000.000	98.4020	147,603.00	154,136.72	-6,533.72	1.3	3,750.00	2.54
Federal Home Loan Bks - 3130A1XJ2 2.875 06/14/2024	230,000.000	98.7530	227,131.90	239,917.60	-12,785.70	2.0	6,612.50	2.91
Federal Farm Credit Bks - 3133EKWV4 1.850 07/26/2024	150,000.000	96.9400	145,410.00	151,448.40	-6,038.40	1.3	2,775.00	1.91
Federal Home Loan Bks - 3130A2UW4 2.875 09/13/2024	200,000.000	98.8700	197,740.00	211,539.00	-13,799.00	1.7	5,750.00	2.91
U S Treasury Note - 912828YH7 1.500 09/30/2024	300,000.000	96.0860	288,258.00	297,509.76	-9,251.76	2.5	4,500.00	1.56
F N M A - 3135G0W66 1.625 10/15/2024	175,000.000	96.1670	168,292.25	173,547.50	-5,255.25	1.5	2,843.75	1.69
U S Treasury Note - 9128283J7 2.125 11/30/2024	275,000.000	97.0740	266,953.50	279,733.40	-12,779.90	2.3	5,843.75	2.19



SMALL CITIES ORGANIZED
ACCOUNT NUMBER: 001050986308

Page 7 of 27
August 1, 2022 to August 31, 2022

ASSET DETAIL (continued)

Security Description

	Shares/Face Amt	Price	Market Value	Tax Cost	Unrealized Gain/Loss	Percent of Total Portfolio	Estimated Annual Income	Estimated Current Yield
F N M A - 3135G0X24 1.625 01/07/2025	235,000.000	95.9010	225,367.35	239,814.00	-14,446.65	1.9	3,818.75	1.69
F H L M C - 3137EAEP0 1.500 02/12/2025	260,000.000	95.3890	248,011.40	259,799.80	-11,788.40	2.1	3,900.00	1.57
U S Treasury Note - 912828J27 2.000 02/15/2025	175,000.000	96.5310	168,929.25	185,903.32	-16,974.07	1.5	3,500.00	2.07
U S Treasury Note - 912828ZC7 1.125 02/28/2025	50,000.000	94.4020	47,201.00	50,992.19	-3,791.19	0.4	562.50	1.19
Federal Home Loan Bks - 3130A4CH3 2.375 03/14/2025	225,000.000	97.2830	218,886.75	237,998.25	-19,111.50	1.9	5,343.75	2.44
Federal Home Loan Bks - 3130AJHU6 0.500 04/14/2025	150,000.000	92.4650	138,697.50	149,800.80	-11,103.30	1.2	750.00	0.54
F N M A Deb - 3135G03U5 0.625 04/22/2025	105,000.000	92.5930	97,222.65	104,783.70	-7,561.05	0.8	656.25	0.67
F N M A - 3135G04Z3 0.500 06/17/2025	260,000.000	91.9250	239,005.00	259,461.80	-20,456.80	2.1	1,300.00	0.54
F H L M C M T N - 3137EAEU9 0.375 07/21/2025	140,000.000	91.4740	128,063.60	139,302.80	-11,239.20	1.1	525.00	0.41
F N M A - 3135G05X7 0.375 08/25/2025	220,000.000	91.2150	200,673.00	218,970.40	-18,297.40	1.7	825.00	0.41



SMALL CITIES ORGANIZED
ACCOUNT NUMBER: 001050986308

Page 8 of 27
August 1, 2022 to August 31, 2022

ASSET DETAIL (continued)

Security Description

	Shares/Face Amt	Price	Market Value	Tax Cost	Unrealized Gain/Loss	Percent of Total Portfolio	Estimated Annual Income	Estimated Current Yield
F H L M C M T N - 3137EAEX3 0.375 09/23/2025	200,000.000	91.0830	182,166.00	199,398.00	-17,232.00	1.6	750.00	0.41
F N M A - 3135G06G3 0.500 11/07/2025	215,000.000	91.0040	195,658.60	214,230.30	-18,571.70	1.7	1,075.00	0.55
U S Treasury Note - 91282CAZ4 0.375 11/30/2025	300,000.000	90.4690	271,407.00	300,093.75	-28,686.75	2.3	1,125.00	0.41
U S Treasury Note - 91282CBC4 0.375 12/31/2025	125,000.000	90.2620	112,827.50	124,882.81	-12,055.31	1.0	468.75	0.41
U S Treasury Note - 91282CBT7 0.750 03/31/2026	300,000.000	90.8630	272,589.00	297,597.66	-25,008.66	2.4	2,250.00	0.82
U S Treasury Note - 91282CBW0 0.750 04/30/2026	150,000.000	90.7070	136,060.50	149,009.77	-12,949.27	1.2	1,125.00	0.83
U S Treasury Note - 91282CCP4 0.625 07/31/2026	125,000.000	89.7270	112,158.75	123,813.48	-11,654.73	1.0	781.25	0.70
U S Treasury Note - 91282CCW9 08/31/2026 Var	350,000.000	90.0080	315,028.00	346,279.30	-31,251.30	2.7	2,625.00	0.83
U S Treasury Note - 91282CDG3 1.125 10/31/2026	325,000.000	91.1170	296,130.25	322,884.77	-26,754.52	2.6	3,656.25	1.23
U S Treasury Note - 91282CEN7 2.750 04/30/2027	340,000.000	97.3320	330,928.80	332,193.75	-1,264.95	2.9	9,350.00	2.82



SMALL CITIES ORGANIZED
ACCOUNT NUMBER: 001050986308

Page 9 of 27
August 1, 2022 to August 31, 2022

ASSET DETAIL (continued)

Security Description

Shares/Face Amt	Price	Market Value	Tax Cost	Unrealized Gain/Loss	Percent of Total Portfolio	Estimated Annual Income	Estimated Current Yield
U S Treasury Note - 91282CEW7 3.250 06/30/2027							
175,000.000	99.5230	174,165.25	177,460.94	-3,295.69	1.5	5,687.50	3.27

Total US Government Issues

\$6,476,872.70 \$6,879,393.28 -\$402,520.58 55.9 \$104,675.00

Corporate Issues

Berkshire Hathaway Inc - 084670BR8 2.750 03/15/2023							
150,000.000	99.8240	149,736.00	146,457.00	3,279.00	1.3	4,125.00	2.75
Merck Co Inc - 58933YAF2 2.800 05/18/2023							
150,000.000	99.4910	149,236.50	146,148.00	3,088.50	1.3	4,200.00	2.81
Walmart Inc - 931142EK5 3.400 06/26/2023							
100,000.000	100.2530	100,253.00	99,974.00	279.00	0.9	3,400.00	3.39
Bank Of America Corp - 06051GHF9 3.550 03/05/2024							
133,000.000	99.5960	132,462.68	133,694.26	-1,231.58	1.1	4,721.50	3.56
Apple Inc - 037833CU2 2.850 05/11/2024							
150,000.000	98.7830	148,174.50	150,888.00	-2,713.50	1.3	4,275.00	2.88
Amazon Com Inc - 023135BW5 0.450 05/12/2024							
95,000.000	94.8350	90,093.25	94,861.30	-4,768.05	0.8	427.50	0.47
Toyota Auto Receivables - 89232HAC9 A B S Ser 2020 A Cl A3 1.660 05/15/2024							
45,640.040	99.3860	45,359.81	46,691.90	-1,332.09	0.4	757.62	1.67



SMALL CITIES ORGANIZED
ACCOUNT NUMBER: 001050986308

Page 10 of 27
August 1, 2022 to August 31, 2022

ASSET DETAIL (continued)

Security Description

	Shares/Face Amt	Price	Market Value	Tax Cost	Unrealized Gain/Loss	Percent of Total Portfolio	Estimated Annual Income	Estimated Current Yield
American Honda Finance - 02665WCZ2 Medium Term Note 2.400 06/27/2024	150,000.000	97.5140	146,271.00	149,373.00	-3,102.00	1.3	3,600.00	2.46
Nissan Auto Receivables Owner - 65479JAD5 A B S Ser 2019 C Cl A3 1.930 07/15/2024	23,576.700	99.6360	23,490.88	23,575.45	-84.57	0.2	455.03	1.94
Salesforce Com Inc - 79466LAG9 0.625 07/15/2024	25,000.000	94.6970	23,674.25	24,987.25	-1,313.00	0.2	156.25	0.66
Jpmorgan Chase Co - 46647PAU0 3.797 07/23/2024	150,000.000	99.4360	149,154.00	157,930.50	-8,776.50	1.3	5,695.50	3.82
Toyota Auto Recv Tr - 89237VAB5 A B S Ser 2020 C Cl A3 10/15/2024 Var	33,881.680	98.2540	33,290.11	33,879.07	-588.96	0.3	149.08	0.45
Honda Auto Receivables Owner - 43813KAC6 A B S Ser 2020 3 Cl A3 0.370 10/18/2024	46,602.930	97.9940	45,668.08	46,596.08	-928.00	0.4	172.43	0.38
John Deere Owner Tr - 47787NAC3 A B S Ser 2020 B Cl A3 11/15/2024 Var	8,067.030	98.2090	7,922.55	8,065.80	-143.25	0.1	41.14	0.52
Mercedes Benz Auto Lease - 58769KAD6 A B S Ser 2021 B Cl A3 0.400 11/15/2024	60,000.000	96.8480	58,108.80	59,995.47	-1,886.67	0.5	240.00	0.41
Bmw Vehicle Lease Trust - 09690AAC7 0.330 12/26/2024	35,000.000	97.2310	34,030.85	34,996.39	-965.54	0.3	115.50	0.34



SMALL CITIES ORGANIZED
ACCOUNT NUMBER: 001050986308

Page 11 of 27
August 1, 2022 to August 31, 2022

ASSET DETAIL (continued)

Security Description

	Shares/Face Amt	Price	Market Value	Tax Cost	Unrealized Gain/Loss	Percent of Total Portfolio	Estimated Annual Income	Estimated Current Yield
Ace Ina Holding - 00440EAS6 3.150 03/15/2025	140,000.000	98.3590	137,702.60	152,899.60	-15,197.00	1.2	4,410.00	3.20
Exxon Mobil Corporation - 30231GBH4 2.992 03/19/2025	140,000.000	97.8300	136,962.00	152,733.00	-15,771.00	1.2	4,188.80	3.06
Gm Fin Auto Lsng Tr - 36265MAC9 A B S Ser 2022 1 CI A 3 1.900 03/20/2025	80,000.000	97.1890	77,751.20	79,999.31	-2,248.11	0.7	1,520.00	1.95
Bmw Vehicle Lease Trust 2022 1 - 05601XAC3 A B S Ser 2022 1 CI A3 03/25/2025 Var	40,000.000	96.8540	38,741.60	39,994.02	-1,252.42	0.3	440.00	1.14
Caterpillar Finl Service - 14913R2V8 Medium Term Note 3.400 05/13/2025	55,000.000	98.6490	54,256.95	54,930.15	-673.20	0.5	1,870.00	3.45
Toyota Auto Recv Tr - 89240BAC2 A B S Ser 2021 A CI A3 05/15/2025 Var	27,148.970	97.5040	26,471.33	27,143.93	-672.60	0.2	70.59	0.27
Qualcomm Inc - 747525AF0 3.450 05/20/2025	140,000.000	98.8540	138,395.60	155,689.80	-17,294.20	1.2	4,830.00	3.49
National Rural Utils Coop Fin - 63743HFE7 Medium Term Note 3.450 06/15/2025	85,000.000	98.3450	83,593.25	84,750.55	-1,157.30	0.7	2,932.50	3.51
Gm Fin Auto Lsng Tr 2022 2 - 36266FAC3 A B S Ser 2022 2 CI A 3 06/20/2025 Var	50,000.000	99.2580	49,629.00	49,994.79	-365.79	0.4	1,710.00	3.45



SMALL CITIES ORGANIZED
ACCOUNT NUMBER: 001050986308

Page 12 of 27
August 1, 2022 to August 31, 2022

ASSET DETAIL (continued)

Security Description

	Shares/Face Amt	Price	Market Value	Tax Cost	Unrealized Gain/Loss	Percent of Total Portfolio	Estimated Annual Income	Estimated Current Yield
Hyundai Auto Rec Tr - 44933LAC7 A B S Ser 2021 A Cl A3 09/15/2025 Var	50,000.000	96.8200	48,410.00	49,994.74	-1,584.74	0.4	190.00	0.39
John Deere Owner Trust - 47788UAC6 C M O Ser 2021 A Cl A3 0.360 09/15/2025	45,000.000	96.4590	43,406.55	44,991.35	-1,584.80	0.4	162.00	0.37
Htundai Auto Rec Tr - 44934KAC8 A B S Ser 2021 B Cl A 3 0.380 01/15/2026	110,000.000	96.0040	105,604.40	109,975.72	-4,371.32	0.9	418.00	0.40
Honda Auto Rec Ownr Tr 2021 4 - 43815GAC3 A B S Ser 2021 4 Cl A3 01/21/2026 Var	40,000.000	95.2750	38,110.00	39,991.57	-1,881.57	0.3	352.00	0.92
State Str Corp - 857477BR3 1.746 02/06/2026	40,000.000	94.1430	37,657.20	40,000.00	-2,342.80	0.3	698.40	1.85
John Deere Own - 47789QAC4 A B S Ser 2021 B Cl A 3 03/16/2026 Var	50,000.000	94.9930	47,496.50	49,995.54	-2,499.04	0.4	260.00	0.55
Jpmorgan Chase Co - 46647PBK1 2.083 04/22/2026	50,000.000	93.5170	46,758.50	51,594.50	-4,836.00	0.4	1,041.50	2.23
Honda Auto Rec Ownr Tr - 43815BAC4 A B S Ser 2022 1 Cl A 3 1.880 05/15/2026	65,000.000	96.3190	62,607.35	64,990.22	-2,382.87	0.5	1,222.00	1.95
Hyundai Auto Rec Tr - 44935FAD6 A B S Ser 2021 C Cl A3 0.740 05/15/2026	30,000.000	95.3890	28,616.70	29,993.30	-1,376.60	0.2	222.00	0.78



SMALL CITIES ORGANIZED
ACCOUNT NUMBER: 001050986308

Page 13 of 27
August 1, 2022 to August 31, 2022

ASSET DETAIL (continued)

Security Description

	Shares/Face Amt	Price	Market Value	Tax Cost	Unrealized Gain/Loss	Percent of Total Portfolio	Estimated Annual Income	Estimated Current Yield
Unitedhealth Group Inc - 91324PEC2 1.150 05/15/2026	175,000.000	91.0950	159,416.25	173,020.70	-13,604.45	1.4	2,012.50	1.26
Toyota Mtr Cr Corp - 89236TJK2 Medium Term Note 1.125 06/18/2026	130,000.000	90.3010	117,391.30	129,942.80	-12,551.50	1.0	1,462.50	1.25
Bank Amer Corp Sr - 06051GJD2 Medium Term Note 06/19/2026 Var	50,000.000	90.9760	45,488.00	50,167.50	-4,679.50	0.4	659.50	1.45
Bmw Veh Owner Tr - 05602RAD3 A B S Ser 2022 A CI A 3 08/25/2026 Var	40,000.000	98.7790	39,511.60	39,997.92	-486.32	0.3	1,284.00	3.25
John Deere Owner Tr - 47787JAC2 A B S Ser 2022 CI A 3 09/15/2026 Var	50,000.000	96.9490	48,474.50	49,988.94	-1,514.44	0.4	1,160.00	2.39
Toyota At Rec Own Tr - 89238FAD5 A B S Ser 2022 B CI A 3 09/15/2026 Var	45,000.000	98.2440	44,209.80	44,998.95	-789.15	0.4	1,318.50	2.98
Gm Fin Cons Auto Rec Tr - 362554AC1 A B S Ser 2021 4 CI A 3 0.680 09/16/2026	30,000.000	94.9860	28,495.80	29,999.24	-1,503.44	0.2	204.00	0.72
Walmart Inc - 931142ER0 1.050 09/17/2026	30,000.000	90.5230	27,156.90	29,943.30	-2,786.40	0.2	315.00	1.16
Hyundai Auto Rec Tr - 448977AD0 A B S Ser 2022 A CI A3 10/15/2026 Var	35,000.000	96.5130	33,779.55	34,998.65	-1,219.10	0.3	777.00	2.30



SMALL CITIES ORGANIZED
ACCOUNT NUMBER: 001050986308

Page 14 of 27
August 1, 2022 to August 31, 2022

ASSET DETAIL (continued)

Security Description

	Shares/Face Amt	Price	Market Value	Tax Cost	Unrealized Gain/Loss	Percent of Total Portfolio	Estimated Annual Income	Estimated Current Yield
Gm Fin Cons Auto Rec - 380146AC4 A B S Ser 2022 1 CI A3 1.260 11/16/2026	25,000.000	95.9060	23,976.50	24,997.83	-1,021.33	0.2	315.00	1.31
Target Corp - 87612EBM7 1.950 01/15/2027	70,000.000	93.0680	65,147.60	69,881.00	-4,733.40	0.6	1,365.00	2.09
Gm Fin Cons Aut Rec Tr - 362585AC5 A B S Ser 2022 2 CI A 3 02/16/2027 Var	40,000.000	98.4690	39,387.60	39,991.64	-604.04	0.3	1,240.00	3.15
John Deere Ownr Tr - 47800AAC4 A B S Ser 2022 B CI A3 02/16/2027 Var	50,000.000	99.2240	49,612.00	49,995.23	-383.23	0.4	1,870.00	3.77
Charles Schwab Corp - 808513BY0 2.450 03/03/2027	150,000.000	93.2880	139,932.00	147,699.00	-7,767.00	1.2	3,675.00	2.63
Berkshire Hathaway Fin - 084664CZ2 2.300 03/15/2027	115,000.000	94.1340	108,254.10	114,978.15	-6,724.05	0.9	2,645.00	2.44
Amazon Com Inc - 023135CF1 3.300 04/13/2027	75,000.000	97.6170	73,212.75	74,870.25	-1,657.50	0.6	2,475.00	3.38
Morgan Stanley - 61772BAB9 Medium Term Note 1.593 05/04/2027	150,000.000	89.1330	133,699.50	133,989.30	-289.80	1.2	2,389.50	1.79
Verizon Master Tr - 92348KAV5 A B S Ser 2022 5 CI A 1A 07/20/2027 Var	45,000.000	100.0000 @	45,000.00	44,998.02	1.98	0.4	1,602.00	3.56

Date Last Priced: 07/29/22



SMALL CITIES ORGANIZED
ACCOUNT NUMBER: 001050986308

Page 15 of 27
August 1, 2022 to August 31, 2022

ASSET DETAIL (continued)

Security Description

Shares/Face Amt	Price	Market Value	Tax Cost	Unrealized Gain/Loss	Percent of Total Portfolio	Estimated Annual Income	Estimated Current Yield
Caterpillar Finl Svcs - 14913R3A3 Medium Term Note 3.600 08/12/2027							
95,000.000	98.1830	93,273.85	94,090.85	-817.00	0.8	3,420.00	3.67
Total Corporate Issues		\$3,854,516.59	\$4,016,324.83	-\$161,808.24	33.3	\$89,258.84	

Foreign Issues

Inter American Devel Bk - 4581X0CZ9 1.750 09/14/2022							
100,000.000	99.9610	99,961.00	98,067.00	1,894.00	0.9	1,750.00	1.75
Toronto Dominion Bank - 89114QCB2 Medium Term Note 3.250 03/11/2024							
135,000.000	98.8070	133,389.45	136,833.30	-3,443.85	1.2	4,387.50	3.29
Inter American Devel Bk - 4581X0EE4 3.250 07/01/2024							
85,000.000	99.2200	84,337.00	84,991.50	-654.50	0.7	2,762.50	3.28
Inter American Devel Bk - 4581X0DZ8 Medium Term Note 0.500 09/23/2024							
190,000.000	93.9810	178,563.90	189,859.40	-11,295.50	1.5	950.00	0.53
International Bank M T N - 459058JB0 0.625 04/22/2025							
130,000.000	92.5980	120,377.40	129,496.90	-9,119.50	1.0	813.80	0.68
Bank Of Montreal - 06367WB85 Medium Term Note 1.850 05/01/2025							
150,000.000	94.2590	141,388.50	154,207.50	-12,819.00	1.2	2,775.00	1.96
Royal Bank Of Canada - 78015K7H1 Medium Term Note 1.150 06/10/2025							
150,000.000	92.1180	138,177.00	148,590.00	-10,413.00	1.2	1,725.00	1.25



SMALL CITIES ORGANIZED
ACCOUNT NUMBER: 001050986308

Page 16 of 27
August 1, 2022 to August 31, 2022



ASSET DETAIL (continued)

Security Description

Shares/Face Amt	Price	Market Value	Tax Cost	Unrealized Gain/Loss	Percent of Total Portfolio	Estimated Annual Income	Estimated Current Yield
International Bank M T N - 459058JL8 0.500 10/28/2025							
180,000.000	90.8000	163,440.00	179,796.60	-16,356.60	1.4	900.00	0.55
Total Foreign Issues		\$1,059,634.25	\$1,121,842.20	-\$62,207.95	9.2	\$16,063.80	
Total Taxable Bonds		\$11,391,023.54	\$12,017,560.31	-\$626,536.77	98.4	\$209,997.64	
Total Assets		\$11,577,750.33	\$12,204,287.10	-\$626,536.77	100.0	\$213,245.85	
Estimated Current Yield							1.84

ASSET DETAIL MESSAGES

Time of trade execution and trading party (if not disclosed) will be provided upon request.

Publicly traded assets are valued in accordance with market quotations or valuation methodologies from financial industry services believed by us to be reliable. Assets that are not publicly traded may be reflected at values from other external sources. Assets for which a current value is not available may be reflected at a previous value or as not valued, at par value, or at a nominal value. Values shown do not necessarily reflect prices at which assets could be bought or sold. Values are updated based on internal policy and may be updated less frequently than statement generation.

@ No current price is available.



SMALL CITIES ORGANIZED
ACCOUNT NUMBER: 001050986308

Page 17 of 27
August 1, 2022 to August 31, 2022

TRANSACTION DETAIL

Date Posted	Activity	Description	Income Cash	Principal Cash	Tax Cost
Beginning Balance 08/01/2022			\$1,721,773.88	-\$1,721,773.88	\$12,190,329.32
08/01/22	Asset Income	Interest Earned On U S Treasury Nt 0.625% 7/31/26 0.003125 USD/\$1 Pv On 125,000 Par Value Due 7/31/22	390.63		
08/01/22	Asset Income	Interest Earned On U S Treasury Nt 2.250% 1/31/24 0.01125 USD/\$1 Pv On 175,000 Par Value Due 7/31/22	1,968.75		
08/01/22	Asset Income	Interest Earned On First Am Govt Ob Fd Cl Y Interest From 7/1/22 To 7/31/22	81.71		
08/04/22	Cash Disbursement	Cash Disbursement Paid To Chandler Asset Management Inc Investment Counsel Fee For Pe Ending 07/31/2022		-1,172.72	
08/04/22	Purchase	Purchased 175,000 Par Value Of U S Treasury Nt 3.000% 6/30/27 Trade Date 8/3/22 Purchased Through SG Americas Securities, LLC Swift External Ref#: 8221503133000818 175,000 Par Value At 101.40625143 %		-177,460.94	177,460.94
08/04/22	Purchase Accrued Interest	Paid Accrued Interest On Purchase Of U S Treasury Nt 3.000% 6/30/27 Income Debit 540.93- USD	-540.93		
08/04/22	Sale	Sold 200,000 Par Value Of F H L M C 2.750% 6/19/23 Trade Date 8/3/22 Sold Through Marketaxess Corp Swift External Ref#: 8221503133000805 200,000 Par Value At 99.582 %		199,164.00	-198,836.00
08/04/22	Sell Accrued Interest	Received Accrued Interest On Sale Of F H L M C 2.750% 6/19/23 Income Credit 687.50 USD	687.50		
08/05/22	Asset Income	Interest Earned On F N M A 2.500% 2/05/24 0.0125 USD/\$1 Pv On 125,000 Par Value Due 8/5/22	1,562.50		



SMALL CITIES ORGANIZED
ACCOUNT NUMBER: 001050986308

Page 18 of 27
August 1, 2022 to August 31, 2022

TRANSACTION DETAIL (continued)

Date Posted	Activity	Description	Income Cash	Principal Cash	Tax Cost
08/08/22	Asset Income	Interest Earned On State Str Corp 1.746% 2/06/26 0.008681 USD/\$1 Pv On 40,000 Par Value Due 8/6/22	347.26		
08/11/22	Purchase	Purchased 45,000 Par Value Of Verizon Master Tr 3.560% 7/20/27 Trade Date 8/2/22 Purchased Through BofA Securities, Inc./Fxd Inc Swift External Ref#: 8221403133999245 45,000 Par Value At 99.9956 %		-44,998.02	44,998.02
08/12/22	Asset Income	Interest Earned On F H L M C 1.500% 2/12/25 0.0075 USD/\$1 Pv On 260,000 Par Value Due 8/12/22	1,950.00		
08/15/22	Asset Income	Interest Earned On Honda Auto Rec Own 1.880% 5/15/26 \$0.00157/Pv On 65,000.00 Pv Due 8/15/22	101.83		
08/15/22	Asset Income	Interest Earned On Hyundai Auto Rec 2.220% 10/15/26 \$0.00185/Pv On 35,000.00 Pv Due 8/15/22	64.75		
08/15/22	Asset Income	Interest Earned On Hyundai Auto Rec 0.380% 9/15/25 \$0.00032/Pv On 50,000.00 Pv Due 8/15/22	15.83		
08/15/22	Asset Income	Interest Earned On Htundai Auto Rec Tr 0.380% 1/15/26 \$0.00032/Pv On 110,000.00 Pv Due 8/15/22	34.83		
08/15/22	Asset Income	Interest Earned On Hyundai Auto Rec Tr 0.740% 5/15/26 \$0.00062/Pv On 30,000.00 Pv Due 8/15/22	18.50		
08/15/22	Asset Income	Interest Earned On John Deere Owner 2.320% 9/15/26 \$0.00193/Pv On 50,000.00 Pv Due 8/15/22	96.67		
08/15/22	Asset Income	Interest Earned On John Deere Owner 0.510% 11/15/24 \$0.00042/Pv On 8,768.32 Pv Due 8/15/22	3.73		
08/15/22	Sale	Paid Down 701.29 Par Value Of John Deere Owner 0.510% 11/15/24 Trade Date 8/15/22		701.29	-701.18



SMALL CITIES ORGANIZED
ACCOUNT NUMBER: 001050986308

Page 19 of 27
August 1, 2022 to August 31, 2022

TRANSACTION DETAIL (continued)

Date Posted	Activity	Description	Income Cash	Principal Cash	Tax Cost
08/15/22	Asset Income	Interest Earned On John Deere Owner 0.360% 9/15/25 \$0.00030/Pv On 45,000.00 Pv Due 8/15/22	13.50		
08/15/22	Asset Income	Interest Earned On John Deere Own 0.520% 3/16/26 \$0.00043/Pv On 50,000.00 Pv Due 8/15/22	21.67		
08/15/22	Asset Income	Interest Earned On Mercedes Benz Auto 0.400% 11/15/24 \$0.00033/Pv On 60,000.00 Pv Due 8/15/22	20.00		
08/15/22	Asset Income	Interest Earned On Nissan Auto 1.930% 7/15/24 \$0.00161/Pv On 27,013.92 Pv Due 8/15/22	43.45		
08/15/22	Sale	Paid Down 3,437.22 Par Value Of Nissan Auto 1.930% 7/15/24 Trade Date 8/15/22		3,437.22	-3,437.04
08/15/22	Asset Income	Interest Earned On Toyota Auto 1.660% 5/15/24 \$0.00138/Pv On 51,545.87 Pv Due 8/15/22	71.31		
08/15/22	Sale	Paid Down 5,905.83 Par Value Of Toyota Auto 1.660% 5/15/24 Trade Date 8/15/22		5,905.83	-6,041.94
08/15/22	Asset Income	Interest Earned On Toyota Auto Recv 0.440% 10/15/24 \$0.00037/Pv On 36,997.58 Pv Due 8/15/22	13.57		
08/15/22	Sale	Paid Down 3,115.9 Par Value Of Toyota Auto Recv 0.440% 10/15/24 Trade Date 8/15/22		3,115.90	-3,115.66
08/15/22	Asset Income	Interest Earned On Toyota At Rec Own 2.930% 9/15/26 \$0.00244/Pv On 45,000.00 Pv Due 8/15/22	109.88		
08/15/22	Asset Income	Interest Earned On Toyota Auto Recv 0.260% 5/15/25 \$0.00022/Pv On 28,877.47 Pv Due 8/15/22	6.26		



SMALL CITIES ORGANIZED
ACCOUNT NUMBER: 001050986308

Page 20 of 27
August 1, 2022 to August 31, 2022

TRANSACTION DETAIL (continued)

Date Posted	Activity	Description	Income Cash	Principal Cash	Tax Cost
08/15/22	Sale	Paid Down 1,728.5 Par Value Of Toyota Auto Recv 0.260% 5/15/25 Trade Date 8/15/22		1,728.50	-1,728.18
08/15/22	Asset Income	Interest Earned On U S Treasury Nt 2.000% 2/15/25 0.01 USD/\$1 Pv On 175,000 Par Value Due 8/15/22	1,750.00		
08/16/22	Asset Income	Interest Earned On Gm Fin Cons Auto 0.680% 9/16/26 \$0.00057/Pv On 30,000.00 Pv Due 8/16/22	17.00		
08/16/22	Asset Income	Interest Earned On Gm Fin Cons Aut 3.100% 2/16/27 \$0.00258/Pv On 40,000.00 Pv Due 8/16/22	103.33		
08/16/22	Asset Income	Interest Earned On Gm Fin Cons Auto 1.260% 11/16/26 \$0.00105/Pv On 25,000.00 Pv Due 8/16/22	26.25		
08/18/22	Asset Income	Interest Earned On Honda Auto 0.370% 10/18/24 \$0.00031/Pv On 50,406.15 Pv Due 8/18/22	15.54		
08/18/22	Sale	Paid Down 3,803.22 Par Value Of Honda Auto 0.370% 10/18/24 Trade Date 8/18/22		3,803.22	-3,802.66
08/22/22	Asset Income	Interest Earned On Gm Fin Auto Lsng Tr 1.900% 3/20/25 \$0.00158/Pv On 80,000.00 Pv Due 8/20/22	126.67		
08/22/22	Asset Income	Interest Earned On Gm Fin Auto Lsng 3.420% 6/20/25 \$0.00285/Pv On 50,000.00 Pv Due 8/20/22	142.50		
08/22/22	Asset Income	Interest Earned On Honda Auto Rec 0.880% 1/21/26 \$0.00073/Pv On 40,000.00 Pv Due 8/21/22	29.33		
08/24/22	Purchase	Purchased 95,000 Par Value Of Caterpillar Finl Mtn 3.600% 8/12/27 Trade Date 8/22/22 Purchased Through J.P. Morgan Securities LLC Swift External Ref#: 8223403133040300 95,000 Par Value At 99.043 %		-94,090.85	94,090.85



SMALL CITIES ORGANIZED
ACCOUNT NUMBER: 001050986308

Page 21 of 27
August 1, 2022 to August 31, 2022

TRANSACTION DETAIL (continued)

Date Posted	Activity	Description	Income Cash	Principal Cash	Tax Cost
08/24/22	Purchase Accrued Interest	Paid Accrued Interest On Purchase Of Caterpillar Finl Mtn 3.600% 8/12/27 Income Debit 114.00- USD	-114.00		
08/24/22	Sale	Sold 150,000 Par Value Of John Deere Mtn 2.700% 1/06/23 Trade Date 8/22/22 Sold Through J.P. Morgan Securities LLC Swift External Ref#: 8223403133039770 150,000 Par Value At 99.899 %		149,848.50	-146,686.50
08/24/22	Sell Accrued Interest	Received Accrued Interest On Sale Of John Deere Mtn 2.700% 1/06/23 Income Credit 540.00 USD	540.00		
08/25/22	Asset Income	Interest Earned On Bmw Vehicle Lease 1.100% 3/25/25 \$0.00092/Pv On 40,000.00 Pv Due 8/25/22	36.67		
08/25/22	Asset Income	Interest Earned On Bmw Veh Owner Tr 3.210% 8/25/26 \$0.00268/Pv On 40,000.00 Pv Due 8/25/22	107.00		
08/25/22	Asset Income	Interest Earned On Bmw Vehicle Lease 0.330% 12/26/24 \$0.00027/Pv On 35,000.00 Pv Due 8/25/22	9.63		
08/25/22	Fee	Trust Fees Collected Charged For Period 07/01/2022 Thru 07/31/2022		-104.17	
08/25/22	Asset Income	Interest Earned On F N M A 0.375% 8/25/25 0.001875 USD/\$1 Pv On 220,000 Par Value Due 8/25/22	412.50		
08/31/22	Asset Income	Interest Earned On U S Treasury Nt 0.750% 8/31/26 0.00375 USD/\$1 Pv On 350,000 Par Value Due 8/31/22	1,312.50		
08/31/22	Asset Income	Interest Earned On U S Treasury Nt 1.125% 2/28/25 0.005625 USD/\$1 Pv On 50,000 Par Value Due 8/31/22	281.25		
	Purchase	Combined Purchases For The Period 8/ 1/22 - 8/31/22 Of First Am Govt Ob Fd Cl Y		-109,240.37	109,240.37



SMALL CITIES ORGANIZED
ACCOUNT NUMBER: 001050986308

Page 22 of 27
August 1, 2022 to August 31, 2022

TRANSACTION DETAIL (continued)

Date Posted	Activity	Description	Income Cash	Principal Cash	Tax Cost
	Sale	Combined Sales For The Period 8/ 1/22 - 8/31/22 Of First Am Govt Ob Fd CI Y		47,483.24	-47,483.24
Ending Balance 08/31/2022			\$1,733,653.25	-\$1,733,653.25	\$12,204,287.10



SMALL CITIES ORGANIZED
ACCOUNT NUMBER: 001050986308

Page 23 of 27
August 1, 2022 to August 31, 2022

SALE/MATURITY SUMMARY

	Settlement Date	Description	Tax Cost	Proceeds	Estimated Gain/Loss
Taxable Bonds					
F H L M C					
2.750 06/19/2023					
3137EAEN5					
	08/04/22	Sold 200,000 Par Value Trade Date 8/3/22 Sold Through Marketaxess Corp Swift External Ref#: 8221503133000805 200,000 Par Value At 99.582 %	-198,836.00	199,164.00	328.00
Honda Auto Receivables Owner					
A B S Ser 2020 3 CI A3					
0.370 10/18/2024					
HA00324					
	08/18/22	Paid Down 3,803.22 Par Value Trade Date 8/18/22	-3,802.66	3,803.22	0.56
John Deere Capital Corp					
Medium Term Note					
2.700 01/06/2023					
24422EUA5					
	08/24/22	Sold 150,000 Par Value Trade Date 8/22/22 Sold Through J.P. Morgan Securities LLC Swift External Ref#: 8223403133039770 150,000 Par Value At 99.899 %	-146,686.50	149,848.50	3,162.00



SMALL CITIES ORGANIZED
ACCOUNT NUMBER: 001050986308

Page 24 of 27
August 1, 2022 to August 31, 2022

SALE/MATURITY SUMMARY (continued)

	Settlement Date	Description	Tax Cost	Proceeds	Estimated Gain/Loss
John Deere Owner Tr A B S Ser 2020 B CI A3 11/15/2024 Var JDO0524					
	08/15/22	Paid Down 701.29 Par Value Trade Date 8/15/22	-701.18	701.29	0.11
Nissan Auto Receivables Owner A B S Ser 2019 C CI A3 1.930 07/15/2024 NA11924					
	08/15/22	Paid Down 3,437.22 Par Value Trade Date 8/15/22	-3,437.04	3,437.22	0.18
Toyota Auto Receivables A B S Ser 2020 A CI A3 1.660 05/15/2024 89232HAC9					
	08/15/22	Paid Down 5,905.83 Par Value Trade Date 8/15/22	-6,041.94	5,905.83	-136.11
Toyota Auto Recv Tr A B S Ser 2020 C CI A3 10/15/2024 Var TAR0424					
	08/15/22	Paid Down 3,115.9 Par Value Trade Date 8/15/22	-3,115.66	3,115.90	0.24



SMALL CITIES ORGANIZED
ACCOUNT NUMBER: 001050986308

Page 25 of 27
August 1, 2022 to August 31, 2022

SALE/MATURITY SUMMARY (continued)

	Settlement Date	Description	Tax Cost	Proceeds	Estimated Gain/Loss
Toyota Auto Recv Tr A B S Ser 2021 A CI A3 05/15/2025 Var TAR0325A					
	08/15/22	Paid Down 1,728.5 Par Value Trade Date 8/15/22	-1,728.18	1,728.50	0.32
Total Taxable Bonds			-\$364,349.16	\$367,704.46	\$3,355.30
Total Sales & Maturities			-\$364,349.16	\$367,704.46	\$3,355.30

SALE/MATURITY SUMMARY MESSAGES

Estimated Year-To-Date Long-Term Gain (Loss): \$17,072.77

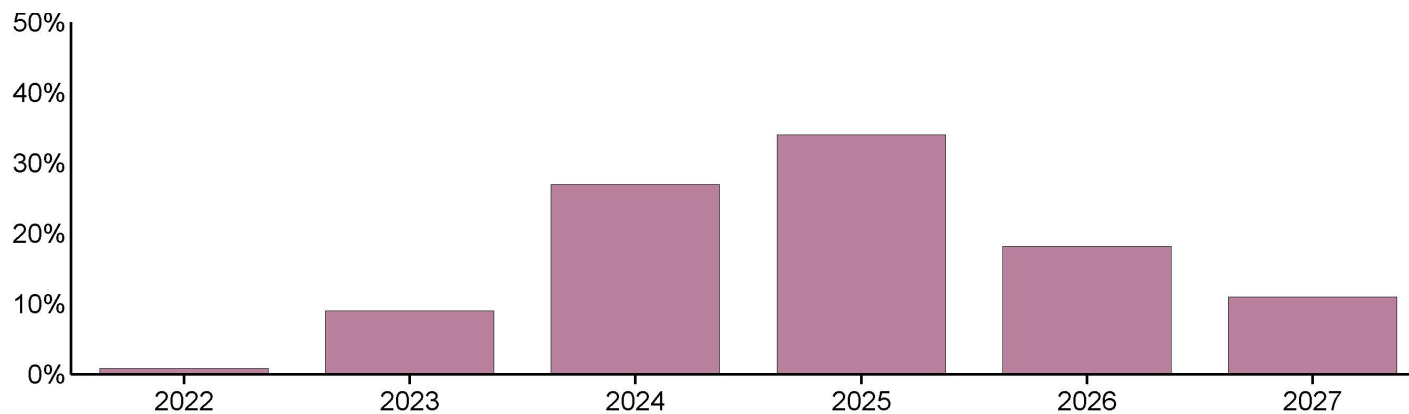
Estimates should not be used for tax purposes



SMALL CITIES ORGANIZED
ACCOUNT NUMBER: 001050986308

Page 26 of 27
August 1, 2022 to August 31, 2022

BOND SUMMARY



	Par Value	Market Value	Percentage of Category
MATURITY			
2022	100,000.00	99,961.00	0.87
2023	1,035,000.00	1,028,120.65	9.03
2024	3,145,768.38	3,070,791.51	26.96
2025	4,122,148.97	3,872,819.58	34.00
2026	2,245,000.00	2,066,717.35	18.15
2027	1,305,000.00	1,252,613.45	10.99
Total of Category	\$11,952,917.35	\$11,391,023.54	100.00

MOODY'S RATING

Aaa	8,058,314.42	7,665,224.68	67.29
Aa2	535,000.00	522,362.00	4.59
A1	925,000.00	872,856.95	7.66
A2	1,153,000.00	1,113,525.18	9.78
A3	465,000.00	443,389.85	3.89



SMALL CITIES ORGANIZED
ACCOUNT NUMBER: 001050986308

Page 27 of 27
August 1, 2022 to August 31, 2022

BOND SUMMARY (continued)

	Par Value	Market Value	Percentage of Category
N/A	816,602.93	773,664.88	6.79
Total of Category	\$11,952,917.35	\$11,391,023.54	100.00

S&P RATING

AAA	1,454,701.35	1,395,566.88	12.25
AA+	3,575,000.00	3,414,057.65	29.97
AA	565,000.00	548,706.00	4.82
AA-	140,000.00	136,962.00	1.20
A+	480,000.00	449,718.30	3.95
A	975,000.00	937,932.25	8.23
A-	918,000.00	878,815.43	7.71
N/A	3,670,216.00	3,457,238.28	30.35
NOT RATED	175,000.00	172,026.75	1.52

Total of Category	\$11,952,917.35	\$11,391,023.54	100.00
--------------------------	------------------------	------------------------	---------------

BOND SUMMARY MESSAGES

Data contained within this section excluded Mutual Funds, Exchange Traded Funds, and Closed-Ended Funds.

Glossary

Accretion - The accumulation of the value of a discounted bond until maturity.

Adjusted Prior Market Realized Gain/Loss - The difference between the proceeds and the Prior Market Value of the transaction.

Adjusted Prior Market Unrealized Gain/Loss - The difference between the Market Value and the Adjusted Prior Market Value.

Adjusted Prior Market Value - A figure calculated using the beginning Market Value for the fiscal year, adjusted for all asset related transactions during the period, employing an average cost methodology.

Amortization - The decrease in value of a premium bond until maturity.

Asset - Anything owned that has commercial exchange value. Assets may consist of specific property or of claims against others, in contrast to obligations due to others (liabilities).

Bond Rating - A measurement of a bond's quality based upon the issuer's financial condition. Ratings are assigned by independent rating services, such as Moody's, or S&P, and reflect their opinion of the issuer's ability to meet the scheduled interest and principal repayments for the bond.

Cash - Cash activity that includes both income and principal cash categories.

Change in Unrealized Gain/Loss - Also reported as Gain/Loss in Period in the Asset Detail section. This figure shows the market appreciation (depreciation) for the current period.

Cost Basis (Book Value) - The original price of an asset, normally the purchase price or appraised value at the time of acquisition. Book Value method maintains an average cost for each asset.

Cost Basis (Tax Basis) - The original price of an asset, normally the purchase price or appraised value at the time of acquisition. Tax Basis uses client determined methods such as Last-In-First-Out (LIFO), First-In-First-Out (FIFO), Average, Minimum Gain, and Maximum Gain.

Ending Accrual - (Also reported as Accrued Income) Income earned but not yet received, or expenses incurred but not yet paid, as of the end of the reporting period.

Estimated Annual Income - The amount of income a particular asset is anticipated to earn over the next year. The shares multiplied by annual income rate.

Estimated Current Yield - The annual rate of return on an investment expressed as a percentage. For stocks, yield is calculated by taking the annual dividend payments divided by the stock's current share price. For bonds, yield is calculated by the coupon rate divided by the bond's market price.

Ex-Dividend Date - (Also reported as Ex-Date) For stock trades, the person who owns the security on the ex-dividend date will earn the dividend, regardless of who currently owns the stock.

Income Cash - A category of cash comprised of ordinary earnings derived from investments, usually dividends and interest.

Market Value - The price per unit multiplied by the number of units.

Maturity Date - The date on which an obligation or note matures.

Payable Date - The date on which a dividend, mutual fund distribution, or interest on a bond will be made.

Principal Cash - A category of cash comprised of cash, deposits, cash withdrawals and the cash flows generated from purchases or sales of investments.

Realized Gain/Loss Calculation - The Proceeds less the Cost Basis of a transaction.

Settlement Date - The date on which a trade settles and cash or securities are credited or debited to the account.

Trade Date - The date a trade is legally entered into.

Unrealized Gain/Loss - The difference between the Market Value and Cost Basis at the end of the current period.

Yield on/at Market - The annual rate of return on an investment expressed as a percentage. For stocks, yield is calculated by the annual dividend payments divided by the stock's current share price. For bonds, yield is calculated by the coupon rate divided by the bond's market price.

The terms defined in this glossary are only for use when reviewing your account statement. Please contact your Relationship Manager with any questions.

**QUESTIONS?**

If you have any questions regarding your account or this statement, please contact your Administrator.

SAMIR SOMERVILLE-POWEL

CN-OH-W5IT

CN-OH-W5IT

425 WALNUT STREET

CINCINNATI OH 45202

Phone 513-629-8204

E-mail samir.somervillepowell@usbank.com

Portfolio Manager:

TS PRT RC #1 - AUTO

CN-OH-W6TC

ACCOUNT NUMBER: 001050986308

SMALL CITIES ORGANIZED RISK EFFORT

This statement is for the period from September 1, 2022 to September 30, 2022



000003635 04 SP 000638328983877 P
SMALL CITIES ORGANIZED RISK EFFORT
2180 HARVARD STREET, SUITE 460
SACRAMENTO, CA 95815-3329



TABLE OF CONTENTS

Schedule	Page
Market Value Summary	1
Asset Summary	2
Income Summary	3
Cash Summary	4
Asset Detail	5
Transaction Detail	17
Sale/Maturity Summary	24
Bond Summary	27

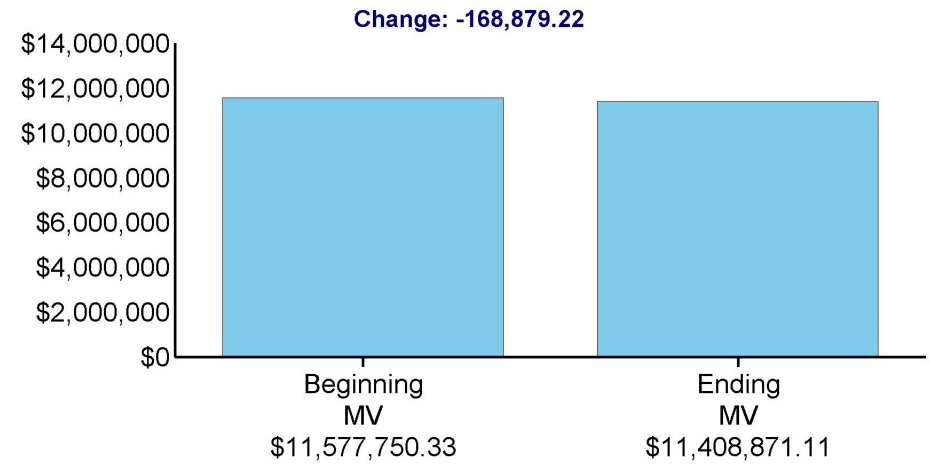


SMALL CITIES ORGANIZED
ACCOUNT NUMBER: 001050986308

Page 1 of 28
September 1, 2022 to September 30, 2022

MARKET VALUE SUMMARY

	Current Period 09/01/22 to 09/30/22
Beginning Market Value	\$11,577,750.33
Taxable Interest	31,631.13
Fees and Expenses	-1,274.89
Long Term Gains/Losses	1,663.76
Change in Investment Value	-200,899.22
Ending Market Value	\$11,408,871.11





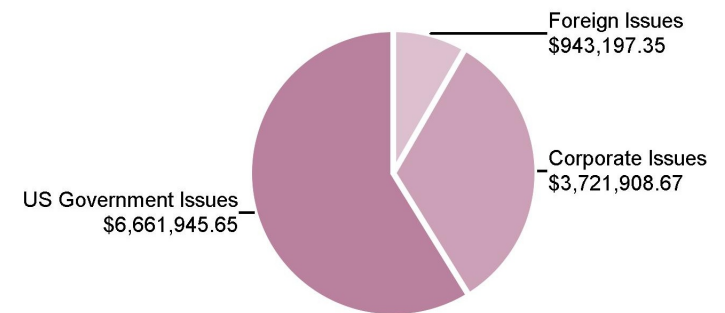
SMALL CITIES ORGANIZED
ACCOUNT NUMBER: 001050986308

Page 2 of 28
September 1, 2022 to September 30, 2022

ASSET SUMMARY

Assets	Current Period Market Value	% of Total	Estimated Annual Income
Cash & Equivalents	81,819.44	0.70	2,015.23
Taxable Bonds	11,327,051.67	99.30	215,937.61
Total Market Value	\$11,408,871.11	100.00	\$217,952.84

Fixed Income Summary





SMALL CITIES ORGANIZED
ACCOUNT NUMBER: 001050986308

Page 3 of 28
September 1, 2022 to September 30, 2022

INCOME SUMMARY

	Income Received Current Period
Taxable Interest	31,631.13
Total Current Period Income	\$31,631.13



SMALL CITIES ORGANIZED
ACCOUNT NUMBER: 001050986308

Page 4 of 28
September 1, 2022 to September 30, 2022

CASH SUMMARY

	Principal Cash	Income Cash	Total Cash
Beginning Cash 09/01/2022	-\$1,733,653.25	\$1,733,653.25	\$0.00
Taxable Interest		31,631.13	31,631.13
Fees and Expenses	-1,274.89		-1,274.89
Purchases	-354,347.67		-354,347.67
Sales	219,084.08		219,084.08
Net Money Market Activity	104,907.35		104,907.35
Ending Cash 09/30/2022	-\$1,765,284.38	\$1,765,284.38	\$0.00



SMALL CITIES ORGANIZED
ACCOUNT NUMBER: 001050986308

Page 5 of 28
September 1, 2022 to September 30, 2022

ASSET DETAIL

Security Description

Shares/Face Amt	Price	Market Value	Tax Cost	Unrealized Gain/Loss	Percent of Total Portfolio	Estimated Annual Income	Estimated Current Yield
-----------------	-------	--------------	----------	----------------------	----------------------------	-------------------------	-------------------------

Cash & Equivalents

Cash/Money Market

First American Government - 31846V203
Oblig Fd Cl Y
#3763

81,819.440	1.0000	81,819.44	81,819.44	0.00	0.7	2,015.23	2.46
------------	--------	-----------	-----------	------	-----	----------	------

Total Cash/Money Market

\$81,819.44	\$81,819.44	\$0.00	0.7	\$2,015.23
-------------	-------------	--------	-----	------------

Cash

Principal Cash	-1,765,284.38	-1,765,284.38	-15.5
Income Cash	1,765,284.38	1,765,284.38	15.5

Total Cash	\$0.00	\$0.00	\$0.00	0.0	\$0.00
------------	--------	--------	--------	-----	--------

Total Cash & Equivalents

\$81,819.44	\$81,819.44	\$0.00	0.7	\$2,015.23
-------------	-------------	--------	-----	------------

Taxable Bonds

US Government Issues

U S Treasury Note - 912828R69
1.625 05/31/2023

100,000.000	98.3980	98,398.00	95,144.53	3,253.47	0.9	1,625.00	1.65
-------------	---------	-----------	-----------	----------	-----	----------	------

F N M A - 3135G05G4
0.250 07/10/2023

135,000.000	97.0070	130,959.45	134,709.75	-3,750.30	1.1	337.50	0.26
-------------	---------	------------	------------	-----------	-----	--------	------

Federal Home Loan Bks - 313383YJ4
3.375 09/08/2023

250,000.000	99.0900	247,725.00	253,613.50	-5,888.50	2.2	8,437.50	3.41
-------------	---------	------------	------------	-----------	-----	----------	------



SMALL CITIES ORGANIZED
ACCOUNT NUMBER: 001050986308

Page 6 of 28
September 1, 2022 to September 30, 2022

ASSET DETAIL (continued)

Security Description

	Shares/Face Amt	Price	Market Value	Tax Cost	Unrealized Gain/Loss	Percent of Total Portfolio	Estimated Annual Income	Estimated Current Yield
Federal Home Loan Bks - 3130A0F70 3.375 12/08/2023	150,000.000	98.7840	148,176.00	154,474.50	-6,298.50	1.3	5,062.50	3.42
U S Treasury Note - 912828V80 2.250 01/31/2024	175,000.000	97.3360	170,338.00	174,425.78	-4,087.78	1.5	3,937.50	2.31
F N M A - 3135G0V34 2.500 02/05/2024	125,000.000	97.5730	121,966.25	124,521.25	-2,555.00	1.1	3,125.00	2.56
U S Treasury Note - 912828WJ5 2.500 05/15/2024	150,000.000	97.1330	145,699.50	154,136.72	-8,437.22	1.3	3,750.00	2.57
Federal Home Loan Bks - 3130A1XJ2 2.875 06/14/2024	230,000.000	97.4820	224,208.60	239,917.60	-15,709.00	2.0	6,612.50	2.95
Federal Farm Credit Bks - 3133EKWV4 1.850 07/26/2024	150,000.000	95.5490	143,323.50	151,448.40	-8,124.90	1.3	2,775.00	1.94
Federal Home Loan Bks - 3130A2UW4 2.875 09/13/2024	200,000.000	97.2130	194,426.00	211,539.00	-17,113.00	1.7	5,750.00	2.96
U S Treasury Note - 912828YH7 1.500 09/30/2024	300,000.000	94.8010	284,403.00	297,509.76	-13,106.76	2.5	4,500.00	1.58
F N M A - 3135G0W66 1.625 10/15/2024	175,000.000	94.8810	166,041.75	173,547.50	-7,505.75	1.5	2,843.75	1.71
U S Treasury Note - 9128283J7 2.125 11/30/2024	275,000.000	95.5860	262,861.50	279,733.40	-16,871.90	2.3	5,843.75	2.22



SMALL CITIES ORGANIZED
ACCOUNT NUMBER: 001050986308

Page 7 of 28
September 1, 2022 to September 30, 2022

ASSET DETAIL (continued)

Security Description

	Shares/Face Amt	Price	Market Value	Tax Cost	Unrealized Gain/Loss	Percent of Total Portfolio	Estimated Annual Income	Estimated Current Yield
F N M A - 3135G0X24 1.625 01/07/2025	235,000.000	94.3460	221,713.10	239,814.00	-18,100.90	1.9	3,818.75	1.72
F H L M C - 3137EAEP0 1.500 02/12/2025	260,000.000	93.7160	243,661.60	259,799.80	-16,138.20	2.1	3,900.00	1.60
U S Treasury Note - 912828J27 2.000 02/15/2025	175,000.000	94.8910	166,059.25	185,903.32	-19,844.07	1.5	3,500.00	2.11
U S Treasury Note - 912828ZC7 1.125 02/28/2025	50,000.000	92.8670	46,433.50	50,992.19	-4,558.69	0.4	562.50	1.21
Federal Home Loan Bks - 3130A4CH3 2.375 03/14/2025	225,000.000	95.5490	214,985.25	237,998.25	-23,013.00	1.9	5,343.75	2.49
Federal Home Loan Bks - 3130AJHU6 0.500 04/14/2025	150,000.000	90.7710	136,156.50	149,800.80	-13,644.30	1.2	750.00	0.55
F N M A Deb - 3135G03U5 0.625 04/22/2025	105,000.000	91.1280	95,684.40	104,783.70	-9,099.30	0.8	656.25	0.69
F N M A - 3135G04Z3 0.500 06/17/2025	260,000.000	90.3810	234,990.60	259,461.80	-24,471.20	2.1	1,300.00	0.55
F H L M C M T N - 3137EAEU9 0.375 07/21/2025	140,000.000	89.7150	125,601.00	139,302.80	-13,701.80	1.1	525.00	0.42
F N M A - 3135G05X7 0.375 08/25/2025	220,000.000	89.4150	196,713.00	218,970.40	-22,257.40	1.7	825.00	0.42



SMALL CITIES ORGANIZED
ACCOUNT NUMBER: 001050986308

Page 8 of 28
September 1, 2022 to September 30, 2022

ASSET DETAIL (continued)

Security Description

	Shares/Face Amt	Price	Market Value	Tax Cost	Unrealized Gain/Loss	Percent of Total Portfolio	Estimated Annual Income	Estimated Current Yield
F H L M C M T N - 3137EAEX3 0.375 09/23/2025	200,000.000	89.1860	178,372.00	199,398.00	-21,026.00	1.6	750.00	0.42
F N M A - 3135G06G3 0.500 11/07/2025	215,000.000	89.0540	191,466.10	214,230.30	-22,764.20	1.7	1,075.00	0.56
U S Treasury Note - 91282CAZ4 0.375 11/30/2025	300,000.000	88.6600	265,980.00	300,093.75	-34,113.75	2.3	1,125.00	0.42
U S Treasury Note - 91282CBC4 0.375 12/31/2025	125,000.000	88.4260	110,532.50	124,882.81	-14,350.31	1.0	468.75	0.42
U S Treasury Note - 91282CBT7 0.750 03/31/2026	300,000.000	88.7930	266,379.00	297,597.66	-31,218.66	2.3	2,250.00	0.84
U S Treasury Note - 91282CBW0 0.750 04/30/2026	150,000.000	88.5510	132,826.50	149,009.77	-16,183.27	1.2	1,125.00	0.85
U S Treasury Note - 91282CCP4 0.625 07/31/2026	125,000.000	87.4570	109,321.25	123,813.48	-14,492.23	1.0	781.25	0.71
U S Treasury Note - 91282CCW9 08/31/2026 Var	350,000.000	87.6990	306,946.50	346,279.30	-39,332.80	2.7	2,625.00	0.85
U S Treasury Note - 91282CDG3 1.125 10/31/2026	325,000.000	88.6600	288,145.00	322,884.77	-34,739.77	2.5	3,656.25	1.27
U S Treasury Note - 91282CEF4 2.500 03/31/2027	200,000.000	93.4140	186,828.00	185,734.38	1,093.62	1.6	5,000.00	2.68



SMALL CITIES ORGANIZED
ACCOUNT NUMBER: 001050986308

Page 9 of 28
September 1, 2022 to September 30, 2022

ASSET DETAIL (continued)

Security Description

Shares/Face Amt	Price	Market Value	Tax Cost	Unrealized Gain/Loss	Percent of Total Portfolio	Estimated Annual Income	Estimated Current Yield
U S Treasury Note - 91282CEN7 2.750 04/30/2027							
340,000.000	94.3710	320,861.40	332,193.75	-11,332.35	2.8	9,350.00	2.91
U S Treasury Note - 91282CEW7 3.250 06/30/2027							
175,000.000	96.3750	168,656.25	177,460.94	-8,804.69	1.5	5,687.50	3.37
U S Treasury Note - 91282CFH9 08/31/2027							
120,000.000	95.9220	115,106.40	118,692.19	-3,585.79	1.0	3,750.00	3.26
Total US Government Issues		\$6,661,945.65	\$7,183,819.85	-\$521,874.20	58.4	\$113,425.00	

Corporate Issues

Berkshire Hathaway Inc - 084670BR8 2.750 03/15/2023							
150,000.000	99.4590	149,188.50	146,457.00	2,731.50	1.3	4,125.00	2.76
Merck Co Inc - 58933YAF2 2.800 05/18/2023							
150,000.000	99.1800	148,770.00	146,148.00	2,622.00	1.3	4,200.00	2.82
Bank Of America Corp - 06051GHF9 3.550 03/05/2024							
133,000.000	99.2130	131,953.29	133,694.26	-1,740.97	1.2	4,721.50	3.58
Apple Inc - 037833CU2 2.850 05/11/2024							
150,000.000	97.5350	146,302.50	150,888.00	-4,585.50	1.3	4,275.00	2.92
Amazon Com Inc - 023135BW5 0.450 05/12/2024							
95,000.000	93.7430	89,055.85	94,861.30	-5,805.45	0.8	427.50	0.48
Toyota Auto Receivables - 89232HAC9 A B S Ser 2020 A Cl A3 1.660 05/15/2024							
39,406.910	99.3870	39,165.35	40,315.12	-1,149.77	0.3	654.15	1.67



SMALL CITIES ORGANIZED
ACCOUNT NUMBER: 001050986308

Page 10 of 28
September 1, 2022 to September 30, 2022

ASSET DETAIL (continued)

Security Description

	Shares/Face Amt	Price	Market Value	Tax Cost	Unrealized Gain/Loss	Percent of Total Portfolio	Estimated Annual Income	Estimated Current Yield
American Honda Finance - 02665WCZ2 Medium Term Note 2.400 06/27/2024	150,000.000	96.0460	144,069.00	149,373.00	-5,304.00	1.3	3,600.00	2.50
Nissan Auto Receivables Owner - 65479JAD5 A B S Ser 2019 C Cl A3 1.930 07/15/2024	19,955.400	99.6230	19,880.17	19,954.34	-74.17	0.2	385.14	1.94
Salesforce Com Inc - 79466LAG9 0.625 07/15/2024	25,000.000	93.2110	23,302.75	24,987.25	-1,684.50	0.2	156.25	0.67
Jpmorgan Chase Co - 46647PAU0 3.797 07/23/2024	150,000.000	98.6330	147,949.50	157,930.50	-9,981.00	1.3	5,695.50	3.85
Toyota Auto Recv Tr - 89237VAB5 A B S Ser 2020 C Cl A3 10/15/2024 Var	30,643.180	98.3480	30,136.95	30,640.82	-503.87	0.3	134.83	0.45
Honda Auto Receivables Owner - 43813KAC6 A B S Ser 2020 3 Cl A3 0.370 10/18/2024	42,864.800	97.8070	41,924.77	42,858.50	-933.73	0.4	158.60	0.38
John Deere Owner Tr - 47787NAC3 A B S Ser 2020 B Cl A3 11/15/2024 Var	7,455.770	98.0380	7,309.49	7,454.63	-145.14	0.1	38.02	0.52
Mercedes Benz Auto Lease - 58769KAD6 A B S Ser 2021 B Cl A3 0.400 11/15/2024	60,000.000	96.5210	57,912.60	59,995.47	-2,082.87	0.5	240.00	0.41
Bmw Vehicle Lease Trust - 09690AAC7 0.330 12/26/2024	35,000.000	97.1290	33,995.15	34,996.39	-1,001.24	0.3	115.50	0.34



SMALL CITIES ORGANIZED
ACCOUNT NUMBER: 001050986308

Page 11 of 28
September 1, 2022 to September 30, 2022

ASSET DETAIL (continued)

Security Description

	Shares/Face Amt	Price	Market Value	Tax Cost	Unrealized Gain/Loss	Percent of Total Portfolio	Estimated Annual Income	Estimated Current Yield
Ace Ina Holding - 00440EAS6 3.150 03/15/2025	140,000.000	95.9370	134,311.80	152,899.60	-18,587.80	1.2	4,410.00	3.28
Exxon Mobil Corporation - 30231GBH4 2.992 03/19/2025	140,000.000	95.9140	134,279.60	152,733.00	-18,453.40	1.2	4,188.80	3.12
Gm Fin Auto Lsng Tr - 36265MAC9 A B S Ser 2022 1 CI A 3 1.900 03/20/2025	80,000.000	96.5250	77,220.00	79,999.31	-2,779.31	0.7	1,520.00	1.97
Bmw Vehicle Lease Trust 2022 1 - 05601XAC3 A B S Ser 2022 1 CI A3 03/25/2025 Var	40,000.000	96.2620	38,504.80	39,994.02	-1,489.22	0.3	440.00	1.14
Caterpillar Finl Service - 14913R2V8 Medium Term Note 3.400 05/13/2025	55,000.000	96.6360	53,149.80	54,930.15	-1,780.35	0.5	1,870.00	3.52
Toyota Auto Recv Tr - 89240BAC2 A B S Ser 2021 A CI A3 05/15/2025 Var	25,354.210	97.4150	24,698.80	25,349.50	-650.70	0.2	65.92	0.27
Qualcomm Inc - 747525AF0 3.450 05/20/2025	140,000.000	96.7950	135,513.00	155,689.80	-20,176.80	1.2	4,830.00	3.56
National Rural Utils Coop Fin - 63743HFE7 Medium Term Note 3.450 06/15/2025	85,000.000	96.4740	82,002.90	84,750.55	-2,747.65	0.7	2,932.50	3.58
Gm Fin Auto Lsng Tr 2022 2 - 36266FAC3 A B S Ser 2022 2 CI A 3 06/20/2025 Var	50,000.000	98.0630	49,031.50	49,994.79	-963.29	0.4	1,710.00	3.49



SMALL CITIES ORGANIZED
ACCOUNT NUMBER: 001050986308

Page 12 of 28
September 1, 2022 to September 30, 2022

ASSET DETAIL (continued)

Security Description

	Shares/Face Amt	Price	Market Value	Tax Cost	Unrealized Gain/Loss	Percent of Total Portfolio	Estimated Annual Income	Estimated Current Yield
Hyundai Auto Rec Tr - 44933LAC7 A B S Ser 2021 A Cl A3 09/15/2025 Var	50,000.000	96.6560	48,328.00	49,994.74	-1,666.74	0.4	190.00	0.39
John Deere Owner Trust - 47788UAC6 C M O Ser 2021 A Cl A3 0.360 09/15/2025	45,000.000	96.0850	43,238.25	44,991.35	-1,753.10	0.4	162.00	0.38
Htundai Auto Rec Tr - 44934KAC8 A B S Ser 2021 B Cl A 3 0.380 01/15/2026	110,000.000	95.2960	104,825.60	109,975.72	-5,150.12	0.9	418.00	0.40
Honda Auto Rec Ownr Tr 2021 4 - 43815GAC3 A B S Ser 2021 4 Cl A3 01/21/2026 Var	40,000.000	94.5840	37,833.60	39,991.57	-2,157.97	0.3	352.00	0.93
State Str Corp - 857477BR3 1.746 02/06/2026	40,000.000	93.0880	37,235.20	40,000.00	-2,764.80	0.3	698.40	1.88
John Deere Own - 47789QAC4 A B S Ser 2021 B Cl A 3 03/16/2026 Var	50,000.000	94.4750	47,237.50	49,995.54	-2,758.04	0.4	260.00	0.55
Jpmorgan Chase Co - 46647PBK1 2.083 04/22/2026	50,000.000	91.1090	45,554.50	51,594.50	-6,040.00	0.4	1,041.50	2.29
Honda Auto Rec Ownr Tr - 43815BAC4 A B S Ser 2022 1 Cl A 3 1.880 05/15/2026	65,000.000	95.0010	61,750.65	64,990.22	-3,239.57	0.5	1,222.00	1.98
Hyundai Auto Rec Tr - 44935FAD6 A B S Ser 2021 C Cl A3 0.740 05/15/2026	30,000.000	94.3370	28,301.10	29,993.30	-1,692.20	0.2	222.00	0.78



SMALL CITIES ORGANIZED
ACCOUNT NUMBER: 001050986308

Page 13 of 28
September 1, 2022 to September 30, 2022

ASSET DETAIL (continued)

Security Description

	Shares/Face Amt	Price	Market Value	Tax Cost	Unrealized Gain/Loss	Percent of Total Portfolio	Estimated Annual Income	Estimated Current Yield
Unitedhealth Group Inc - 91324PEC2 1.150 05/15/2026	175,000.000	88.4980	154,871.50	173,020.70	-18,149.20	1.4	2,012.50	1.30
Toyota Mtr Cr Corp - 89236TJK2 Medium Term Note 1.125 06/18/2026	130,000.000	87.4750	113,717.50	129,942.80	-16,225.30	1.0	1,462.50	1.29
Bank Amer Corp Sr - 06051GJD2 Medium Term Note 06/19/2026 Var	50,000.000	88.7600	44,380.00	50,167.50	-5,787.50	0.4	659.50	1.49
Bmw Veh Owner Tr - 05602RAD3 A B S Ser 2022 A CI A 3 08/25/2026 Var	40,000.000	97.3120	38,924.80	39,997.92	-1,073.12	0.3	1,284.00	3.30
John Deere Owner Tr - 47787JAC2 A B S Ser 2022 CI A 3 09/15/2026 Var	50,000.000	95.5650	47,782.50	49,988.94	-2,206.44	0.4	1,160.00	2.43
Toyota At Rec Own Tr - 89238FAD5 A B S Ser 2022 B CI A 3 09/15/2026 Var	45,000.000	96.9340	43,620.30	44,998.95	-1,378.65	0.4	1,318.50	3.02
Gm Fin Cons Auto Rec Tr - 362554AC1 A B S Ser 2021 4 CI A 3 0.680 09/16/2026	30,000.000	94.2160	28,264.80	29,999.24	-1,734.44	0.2	204.00	0.72
Walmart Inc - 931142ER0 1.050 09/17/2026	30,000.000	87.2550	26,176.50	29,943.30	-3,766.80	0.2	315.00	1.20
Hyundai Auto Rec Tr - 448977AD0 A B S Ser 2022 A CI A3 10/15/2026 Var	35,000.000	95.8990	33,564.65	34,998.65	-1,434.00	0.3	777.00	2.31



SMALL CITIES ORGANIZED
ACCOUNT NUMBER: 001050986308

Page 14 of 28
September 1, 2022 to September 30, 2022

ASSET DETAIL (continued)

Security Description

	Shares/Face Amt	Price	Market Value	Tax Cost	Unrealized Gain/Loss	Percent of Total Portfolio	Estimated Annual Income	Estimated Current Yield
Gm Fin Cons Auto Rec - 380146AC4 A B S Ser 2022 1 CI A3 1.260 11/16/2026	25,000.000	95.1050	23,776.25	24,997.83	-1,221.58	0.2	315.00	1.32
Target Corp - 87612EBM7 1.950 01/15/2027	70,000.000	89.7620	62,833.40	69,881.00	-7,047.60	0.6	1,365.00	2.17
Gm Fin Cons Aut Rec Tr - 362585AC5 A B S Ser 2022 2 CI A 3 02/16/2027 Var	40,000.000	96.9010	38,760.40	39,991.64	-1,231.24	0.3	1,240.00	3.20
John Deere Ownr Tr - 47800AAC4 A B S Ser 2022 B CI A3 02/16/2027 Var	50,000.000	97.6260	48,813.00	49,995.23	-1,182.23	0.4	1,870.00	3.83
Charles Schwab Corp - 808513BY0 2.450 03/03/2027	150,000.000	89.7400	134,610.00	147,699.00	-13,089.00	1.2	3,675.00	2.73
Berkshire Hathaway Fin - 084664CZ2 2.300 03/15/2027	115,000.000	91.0120	104,663.80	114,978.15	-10,314.35	0.9	2,645.00	2.53
Amazon Com Inc - 023135CF1 3.300 04/13/2027	75,000.000	94.4120	70,809.00	74,870.25	-4,061.25	0.6	2,475.00	3.49
Morgan Stanley - 61772BAB9 Medium Term Note 1.593 05/04/2027	150,000.000	86.4090	129,613.50	133,989.30	-4,375.80	1.1	2,389.50	1.84
Verizon Master Tr - 92348KAV5 A B S Ser 2022 5 CI A 1A 07/20/2027 Var	45,000.000	99.0190	44,558.55	44,998.02	-439.47	0.4	2,176.20	4.88



SMALL CITIES ORGANIZED
ACCOUNT NUMBER: 001050986308

Page 15 of 28
September 1, 2022 to September 30, 2022

ASSET DETAIL (continued)

Security Description	Shares/Face Amt	Price	Market Value	Tax Cost	Unrealized Gain/Loss	Percent of Total Portfolio	Estimated Annual Income	Estimated Current Yield
Caterpillar Finl Svcs - 14913R3A3 Medium Term Note 3.600 08/12/2027	95,000.000	94.4150	89,694.25	94,090.85	-4,396.60	0.8	3,420.00	3.81
Walmart Inc - 931142EX7 3.950 09/09/2027	50,000.000	97.0830	48,541.50	49,921.10	-1,379.60	0.4	1,975.00	4.07
Total Corporate Issues			\$3,721,908.67	\$3,946,892.61	-\$224,983.94	32.6	\$88,198.81	
Foreign Issues								
Toronto Dominion Bank - 89114QCB2 Medium Term Note 3.250 03/11/2024	135,000.000	97.5350	131,672.25	136,833.30	-5,161.05	1.2	4,387.50	3.33
Inter American Devel Bk - 4581X0EE4 3.250 07/01/2024	85,000.000	98.0420	83,335.70	84,991.50	-1,655.80	0.7	2,762.50	3.31
Inter American Devel Bk - 4581X0DZ8 Medium Term Note 0.500 09/23/2024	190,000.000	92.8230	176,363.70	189,859.40	-13,495.70	1.5	950.00	0.54
International Bank M T N - 459058JB0 0.625 04/22/2025	130,000.000	91.0290	118,337.70	129,496.90	-11,159.20	1.0	813.80	0.69
Bank Of Montreal - 06367WB85 Medium Term Note 1.850 05/01/2025	150,000.000	92.0020	138,003.00	154,207.50	-16,204.50	1.2	2,775.00	2.01
Royal Bank Of Canada - 78015K7H1 Medium Term Note 1.150 06/10/2025	150,000.000	90.2380	135,357.00	148,590.00	-13,233.00	1.2	1,725.00	1.27



SMALL CITIES ORGANIZED
ACCOUNT NUMBER: 001050986308

Page 16 of 28
September 1, 2022 to September 30, 2022



ASSET DETAIL (continued)

Security Description

Shares/Face Amt	Price	Market Value	Tax Cost	Unrealized Gain/Loss	Percent of Total Portfolio	Estimated Annual Income	Estimated Current Yield
International Bank M T N - 459058JL8 0.500 10/28/2025							
180,000.000	88.9600	160,128.00	179,796.60	-19,668.60	1.4	900.00	0.56
Total Foreign Issues		\$943,197.35	\$1,023,775.20	-\$80,577.85	8.3	\$14,313.80	
Total Taxable Bonds		\$11,327,051.67	\$12,154,487.66	-\$827,435.99	99.3	\$215,937.61	
Total Assets		\$11,408,871.11	\$12,236,307.10	-\$827,435.99	100.0	\$217,952.84	
Estimated Current Yield							1.91

ASSET DETAIL MESSAGES

Time of trade execution and trading party (if not disclosed) will be provided upon request.

Publicly traded assets are valued in accordance with market quotations or valuation methodologies from financial industry services believed by us to be reliable. Assets that are not publicly traded may be reflected at values from other external sources. Assets for which a current value is not available may be reflected at a previous value or as not valued, at par value, or at a nominal value. Values shown do not necessarily reflect prices at which assets could be bought or sold. Values are updated based on internal policy and may be updated less frequently than statement generation.



SMALL CITIES ORGANIZED
ACCOUNT NUMBER: 001050986308

Page 17 of 28
September 1, 2022 to September 30, 2022

TRANSACTION DETAIL

Date Posted	Activity	Description	Income Cash	Principal Cash	Tax Cost
Beginning Balance 09/01/2022			\$1,733,653.25	-\$1,733,653.25	\$12,204,287.10
09/01/22	Asset Income	Interest Earned On First Am Govt Ob Fd Cl Y Interest From 8/1/22 To 8/31/22	208.03		
09/06/22	Asset Income	Interest Earned On Charles Schwab Corp 2.450% 3/03/27 0.01225 USD/\$1 Pv On 150,000 Par Value Due 9/3/22	1,837.50		
09/06/22	Asset Income	Interest Earned On Bank Of America 3.550% 3/05/24 0.01775 USD/\$1 Pv On 133,000 Par Value Due 9/5/22	2,360.75		
09/08/22	Asset Income	Interest Earned On F H L B Deb 3.375% 9/08/23 0.016875 USD/\$1 Pv On 250,000 Par Value Due 9/8/22	4,218.75		
09/09/22	Cash Disbursement	Cash Disbursement Paid To Chandler Asset Management Investment Counsel Fee For Pe Ending 08/31/2022		-1,170.72	
09/09/22	Purchase	Purchased 35,000 Par Value Of Walmart Inc 3.950% 9/09/27 Trade Date 9/6/22 Purchased Through Barclays Capital Inc. Fixed In Swift External Ref#: 8224903133068575 35,000 Par Value At 99.784 %		-34,924.40	34,924.40
09/09/22	Purchase	Purchased 15,000 Par Value Of Walmart Inc 3.950% 9/09/27 Trade Date 9/7/22 Purchased Through Barclays Capital Inc. Fixed In Swift External Ref#: 8225103133074970 15,000 Par Value At 99.978 %		-14,996.70	14,996.70
09/09/22	Purchase	Purchased 120,000 Par Value Of U S Treasury Nt 0.0001% 8/31/27 Trade Date 9/8/22 Purchased Through Bmo Capital Markets Corp/Bonds Purchased On The Off-Exchange Transactions - Li Swift External Ref#: 8225103133073327 120,000 Par Value At 98.91015833 %		-118,692.19	118,692.19



SMALL CITIES ORGANIZED
ACCOUNT NUMBER: 001050986308

Page 18 of 28
September 1, 2022 to September 30, 2022

TRANSACTION DETAIL (continued)

Date Posted	Activity	Description	Income Cash	Principal Cash	Tax Cost
09/09/22	Purchase Accrued Interest	Paid Accrued Interest On Purchase Of U S Treasury Nt 0.0001% 8/31/27 Income Debit 93.23- USD	-93.23		
09/09/22	Sale	Sold 100,000 Par Value Of Walmart Inc 3.400% 6/26/23 Trade Date 9/7/22 Sold Through Mitsubishi Ufj Securities USA Sold On The Marketaxess Corporation Swift External Ref#: 8225003133070013 100,000 Par Value At 99.847 %		99,847.00	-99,974.00
09/09/22	Sell Accrued Interest	Received Accrued Interest On Sale Of Walmart Inc 3.400% 6/26/23 Income Credit 689.44 USD	689.44		
09/12/22	Asset Income	Interest Earned On Toronto Dominion Mtn 3.250% 3/11/24 0.01625 USD/\$1 Pv On 135,000 Par Value Due 9/11/22	2,193.75		
09/13/22	Asset Income	Interest Earned On F H L B Deb 2.875% 9/13/24 0.014375 USD/\$1 Pv On 200,000 Par Value Due 9/13/22	2,875.00		
09/14/22	Asset Income	Interest Earned On F H L B Deb 2.375% 3/14/25 0.011875 USD/\$1 Pv On 225,000 Par Value Due 9/14/22	2,671.88		
09/14/22	Asset Income	Interest Earned On Inter Amer Dev Bk 1.750% 9/14/22 0.00875 USD/\$1 Pv On 100,000 Par Value Due 9/14/22	875.00		
09/14/22	Sale	Matured 100,000 Par Value Of Inter Amer Dev Bk 1.750% 9/14/22 Trade Date 9/14/22 100,000 Par Value At 100 %		100,000.00	-98,067.00
09/15/22	Asset Income	Interest Earned On Toyota Auto 1.660% 5/15/24 \$0.00138/Pv On 45,640.04 Pv Due 9/15/22	63.14		
09/15/22	Sale	Paid Down 6,233.13 Par Value Of Toyota Auto 1.660% 5/15/24 Trade Date 9/15/22		6,233.13	-6,376.78



SMALL CITIES ORGANIZED
ACCOUNT NUMBER: 001050986308

Page 19 of 28
September 1, 2022 to September 30, 2022

TRANSACTION DETAIL (continued)

Date Posted	Activity	Description	Income Cash	Principal Cash	Tax Cost
09/15/22	Asset Income	Interest Earned On Toyota Auto Recv 0.440% 10/15/24 \$0.00037/Pv On 33,881.68 Pv Due 9/15/22	12.42		
09/15/22	Sale	Paid Down 3,238.5 Par Value Of Toyota Auto Recv 0.440% 10/15/24 Trade Date 9/15/22		3,238.50	-3,238.25
09/15/22	Asset Income	Interest Earned On Toyota At Rec Own 2.930% 9/15/26 \$0.00244/Pv On 45,000.00 Pv Due 9/15/22	109.88		
09/15/22	Asset Income	Interest Earned On Toyota Auto Recv 0.260% 5/15/25 \$0.00022/Pv On 27,148.97 Pv Due 9/15/22	5.88		
09/15/22	Sale	Paid Down 1,794.76 Par Value Of Toyota Auto Recv 0.260% 5/15/25 Trade Date 9/15/22		1,794.76	-1,794.43
09/15/22	Asset Income	Interest Earned On Honda Auto Rec Own 1.880% 5/15/26 \$0.00157/Pv On 65,000.00 Pv Due 9/15/22	101.83		
09/15/22	Asset Income	Interest Earned On Hyundai Auto Rec 2.220% 10/15/26 \$0.00185/Pv On 35,000.00 Pv Due 9/15/22	64.75		
09/15/22	Asset Income	Interest Earned On Hyundai Auto Rec 0.380% 9/15/25 \$0.00032/Pv On 50,000.00 Pv Due 9/15/22	15.83		
09/15/22	Asset Income	Interest Earned On Htundai Auto Rec Tr 0.380% 1/15/26 \$0.00032/Pv On 110,000.00 Pv Due 9/15/22	34.83		
09/15/22	Asset Income	Interest Earned On Hyundai Auto Rec Tr 0.740% 5/15/26 \$0.00062/Pv On 30,000.00 Pv Due 9/15/22	18.50		
09/15/22	Asset Income	Interest Earned On John Deere Owner 2.320% 9/15/26 \$0.00193/Pv On 50,000.00 Pv Due 9/15/22	96.67		



SMALL CITIES ORGANIZED
ACCOUNT NUMBER: 001050986308

Page 20 of 28
September 1, 2022 to September 30, 2022

TRANSACTION DETAIL (continued)

Date Posted	Activity	Description	Income Cash	Principal Cash	Tax Cost
09/15/22	Asset Income	Interest Earned On John Deere Owner 0.510% 11/15/24 \$0.00042/Pv On 8,067.03 Pv Due 9/15/22	3.43		
09/15/22	Sale	Paid Down 611.26 Par Value Of John Deere Owner 0.510% 11/15/24 Trade Date 9/15/22		611.26	-611.17
09/15/22	Asset Income	Interest Earned On John Deere Owner 0.360% 9/15/25 \$0.00030/Pv On 45,000.00 Pv Due 9/15/22	13.50		
09/15/22	Asset Income	Interest Earned On John Deere Own 0.520% 3/16/26 \$0.00043/Pv On 50,000.00 Pv Due 9/15/22	21.67		
09/15/22	Asset Income	Interest Earned On John Deere Ownr Tr 6.85667% 2/16/27 \$0.00571/Pv On 50,000.00 Pv Due 9/15/22	285.69		
09/15/22	Asset Income	Interest Earned On Mercedes Benz Auto 0.400% 11/15/24 \$0.00033/Pv On 60,000.00 Pv Due 9/15/22	20.00		
09/15/22	Asset Income	Interest Earned On Nissan Auto 1.930% 7/15/24 \$0.00161/Pv On 23,576.70 Pv Due 9/15/22	37.92		
09/15/22	Sale	Paid Down 3,621.3 Par Value Of Nissan Auto 1.930% 7/15/24 Trade Date 9/15/22		3,621.30	-3,621.11
09/15/22	Asset Income	Interest Earned On Ace Ina Holding 3.150% 3/15/25 0.01575 USD/\$1 Pv On 140,000 Par Value Due 9/15/22	2,205.00		
09/15/22	Asset Income	Interest Earned On Berkshire Hathaway 2.300% 3/15/27 0.0115 USD/\$1 Pv On 115,000 Par Value Due 9/15/22	1,322.50		
09/15/22	Asset Income	Interest Earned On Berkshire Hathaway 2.750% 3/15/23 0.01375 USD/\$1 Pv On 150,000 Par Value Due 9/15/22	2,062.50		



SMALL CITIES ORGANIZED
ACCOUNT NUMBER: 001050986308

Page 21 of 28
September 1, 2022 to September 30, 2022

TRANSACTION DETAIL (continued)

Date Posted	Activity	Description	Income Cash	Principal Cash	Tax Cost
09/16/22	Asset Income	Interest Earned On Gm Fin Cons Auto 0.680% 9/16/26 \$0.00057/Pv On 30,000.00 Pv Due 9/16/22	17.00		
09/16/22	Asset Income	Interest Earned On Gm Fin Cons Aut 3.100% 2/16/27 \$0.00258/Pv On 40,000.00 Pv Due 9/16/22	103.33		
09/16/22	Asset Income	Interest Earned On Gm Fin Cons Auto 1.260% 11/16/26 \$0.00105/Pv On 25,000.00 Pv Due 9/16/22	26.25		
09/19/22	Asset Income	Interest Earned On Honda Auto 0.370% 10/18/24 \$0.00031/Pv On 46,602.93 Pv Due 9/18/22	14.37		
09/19/22	Sale	Paid Down 3,738.13 Par Value Of Honda Auto 0.370% 10/18/24 Trade Date 9/18/22		3,738.13	-3,737.58
09/19/22	Asset Income	Interest Earned On Walmart Inc 1.050% 9/17/26 0.00525 USD/\$1 Pv On 30,000 Par Value Due 9/17/22	157.50		
09/19/22	Asset Income	Interest Earned On Exxon Mobil Corp 2.992% 3/19/25 0.01496 USD/\$1 Pv On 140,000 Par Value Due 9/19/22	2,094.40		
09/20/22	Asset Income	Interest Earned On Gm Fin Auto Lsng Tr 1.900% 3/20/25 \$0.00158/Pv On 80,000.00 Pv Due 9/20/22	126.67		
09/20/22	Asset Income	Interest Earned On Gm Fin Auto Lsng 3.420% 6/20/25 \$0.00285/Pv On 50,000.00 Pv Due 9/20/22	142.50		
09/20/22	Asset Income	Interest Earned On Verizon Master Tr 4.836% 7/20/27 \$0.00403/Pv On 45,000.00 Pv Due 9/20/22	181.35		
09/21/22	Asset Income	Interest Earned On Honda Auto Rec 0.880% 1/21/26 \$0.00073/Pv On 40,000.00 Pv Due 9/21/22	29.33		



SMALL CITIES ORGANIZED
ACCOUNT NUMBER: 001050986308

Page 22 of 28
September 1, 2022 to September 30, 2022

TRANSACTION DETAIL (continued)

Date Posted	Activity	Description	Income Cash	Principal Cash	Tax Cost
09/23/22	Asset Income	Interest Earned On F H L M C M T N 0.375% 9/23/25 0.001875 USD/\$1 Pv On 200,000 Par Value Due 9/23/22	375.00		
09/23/22	Asset Income	Interest Earned On Inter Amer Bk M T N 0.500% 9/23/24 0.0025 USD/\$1 Pv On 190,000 Par Value Due 9/23/22	475.00		
09/26/22	Asset Income	Interest Earned On Bmw Vehicle Lease 1.100% 3/25/25 \$0.00092/Pv On 40,000.00 Pv Due 9/25/22	36.67		
09/26/22	Asset Income	Interest Earned On Bmw Veh Owner Tr 3.210% 8/25/26 \$0.00268/Pv On 40,000.00 Pv Due 9/25/22	107.00		
09/26/22	Asset Income	Interest Earned On Bmw Vehicle Lease 0.330% 12/26/24 \$0.00027/Pv On 35,000.00 Pv Due 9/25/22	9.63		
09/26/22	Fee	Trust Fees Collected Charged For Period 08/01/2022 Thru 08/31/2022		-104.17	
09/28/22	Purchase	Purchased 200,000 Par Value Of U S Treasury Nt 2.500% 3/31/27 Trade Date 9/27/22 Purchased Through Bmo Capital Markets Corp/Bonds Purchased On The Off-Exchange Transactions - Li Swift External Ref#: 8227003133113537 200,000 Par Value At 92.86719 %		-185,734.38	185,734.38
09/28/22	Purchase Accrued Interest	Paid Accrued Interest On Purchase Of U S Treasury Nt 2.500% 3/31/27 Income Debit 2,472.68- USD	-2,472.68		
09/30/22	Asset Income	Interest Earned On U S Treasury Nt 0.750% 3/31/26 0.00375 USD/\$1 Pv On 300,000 Par Value Due 9/30/22	1,125.00		
09/30/22	Asset Income	Interest Earned On U S Treasury Nt 1.500% 9/30/24 0.0075 USD/\$1 Pv On 300,000 Par Value Due 9/30/22	2,250.00		
09/30/22	Asset Income	Interest Earned On U S Treasury Nt 2.500% 3/31/27 0.0125 USD/\$1 Pv On 200,000 Par Value Due 9/30/22	2,500.00		

SMALL CITIES ORGANIZED
ACCOUNT NUMBER: 001050986308Page 23 of 28
September 1, 2022 to September 30, 2022**TRANSACTION DETAIL (continued)**

Date Posted	Activity	Description	Income Cash	Principal Cash	Tax Cost
	Purchase	Combined Purchases For The Period 9/ 1/22 - 9/30/22 Of First Am Govt Ob Fd Cl Y		-152,640.51	152,640.51
	Sale	Combined Sales For The Period 9/ 1/22 - 9/30/22 Of First Am Govt Ob Fd Cl Y		257,547.86	-257,547.86
Ending Balance 09/30/2022			\$1,765,284.38	-\$1,765,284.38	\$12,236,307.10



SMALL CITIES ORGANIZED
ACCOUNT NUMBER: 001050986308

Page 24 of 28
September 1, 2022 to September 30, 2022

SALE/MATURITY SUMMARY

	Settlement Date	Description	Tax Cost	Proceeds	Estimated Gain/Loss
Taxable Bonds					
Honda Auto Receivables Owner					
A B S Ser 2020 3 CI A3					
0.370 10/18/2024					
HA00324					
	09/19/22	Paid Down 3,738.13 Par Value Trade Date 9/18/22	-3,737.58	3,738.13	0.55
Inter American Devel Bk					
1.750 09/14/2022					
4581X0CZ9					
	09/14/22	Matured 100,000 Par Value Trade Date 9/14/22 100,000 Par Value At 100 %	-98,067.00	100,000.00	1,933.00
John Deere Owner Tr					
A B S Ser 2020 B CI A3					
11/15/2024 Var					
JDO0524					
	09/15/22	Paid Down 611.26 Par Value Trade Date 9/15/22	-611.17	611.26	0.09
Nissan Auto Receivables Owner					
A B S Ser 2019 C CI A3					
1.930 07/15/2024					
NA11924					
	09/15/22	Paid Down 3,621.3 Par Value Trade Date 9/15/22	-3,621.11	3,621.30	0.19



SMALL CITIES ORGANIZED
ACCOUNT NUMBER: 001050986308

Page 25 of 28
September 1, 2022 to September 30, 2022

SALE/MATURITY SUMMARY (continued)

	Settlement Date	Description	Tax Cost	Proceeds	Estimated Gain/Loss
Toyota Auto Receivables					
A B S Ser 2020 A CI A3					
1.660 05/15/2024					
89232HAC9					
	09/15/22	Paid Down 6,233.13 Par Value Trade Date 9/15/22	-6,376.78	6,233.13	-143.65
Toyota Auto Recv Tr					
A B S Ser 2020 C CI A3					
10/15/2024 Var					
TAR0424					
	09/15/22	Paid Down 3,238.5 Par Value Trade Date 9/15/22	-3,238.25	3,238.50	0.25
Toyota Auto Recv Tr					
A B S Ser 2021 A CI A3					
05/15/2025 Var					
TAR0325A					
	09/15/22	Paid Down 1,794.76 Par Value Trade Date 9/15/22	-1,794.43	1,794.76	0.33

SMALL CITIES ORGANIZED
ACCOUNT NUMBER: 001050986308Page 26 of 28
September 1, 2022 to September 30, 2022**SALE/MATURITY SUMMARY (continued)**

	Settlement Date	Description	Tax Cost	Proceeds	Estimated Gain/Loss
Walmart Inc					
3.400 06/26/2023					
931142EK5					
	09/09/22	Sold 100,000 Par Value Trade Date 9/7/22 Sold Through Mitsubishi Ufj Securities USA Sold On The Marketaxess Corporation Swift External Ref#: 8225003133070013 100,000 Par Value At 99.847 %	-99,974.00	99,847.00	-127.00
Total Taxable Bonds			-\$217,420.32	\$219,084.08	\$1,663.76
Total Sales & Maturities			-\$217,420.32	\$219,084.08	\$1,663.76

SALE/MATURITY SUMMARY MESSAGES

Estimated Year-To-Date Long-Term Gain (Loss): \$18,736.53

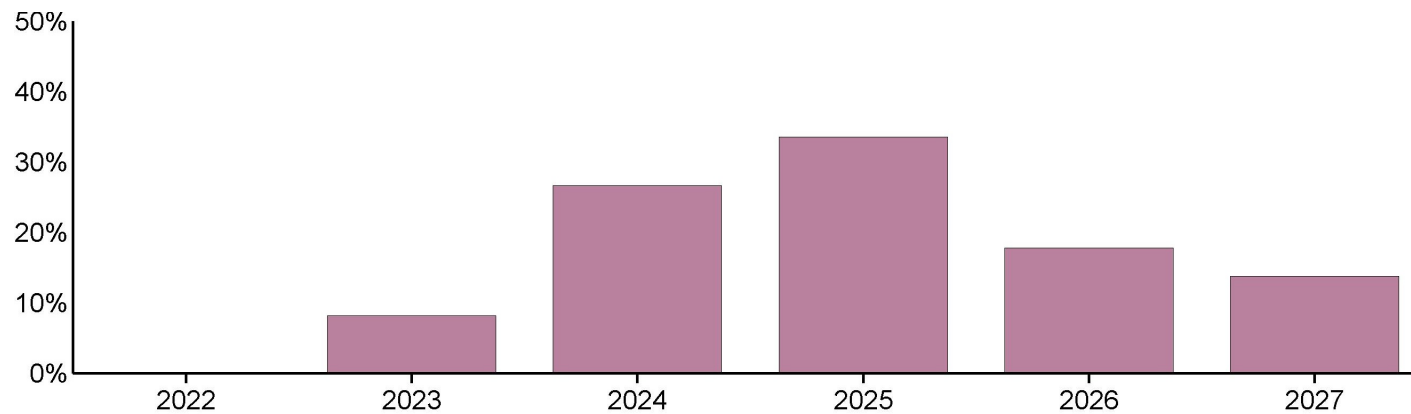
Estimates should not be used for tax purposes



SMALL CITIES ORGANIZED
ACCOUNT NUMBER: 001050986308

Page 27 of 28
September 1, 2022 to September 30, 2022

BOND SUMMARY



	Par Value	Market Value	Percentage of Category
MATURITY			
2022	0.00	0.00	0.00
2023	935,000.00	923,216.95	8.16
2024	3,128,326.06	3,017,597.12	26.64
2025	4,120,354.21	3,800,452.95	33.55
2026	2,245,000.00	2,021,435.20	17.84
2027	1,675,000.00	1,564,349.45	13.81
Total of Category	\$12,103,680.27	\$11,327,051.67	100.00

MOODY'S RATING

Aaa	8,262,815.47	7,726,899.96	68.21
Aa2	485,000.00	462,849.90	4.09
A1	1,125,000.00	1,049,734.30	9.27
A2	953,000.00	895,442.39	7.91
A3	465,000.00	433,252.30	3.82

SMALL CITIES ORGANIZED
ACCOUNT NUMBER: 001050986308Page 28 of 28
September 1, 2022 to September 30, 2022**BOND SUMMARY (continued)**

	Par Value	Market Value	Percentage of Category
N/A	812,864.80	758,872.82	6.70
Total of Category	\$12,103,680.27	\$11,327,051.67	100.00

S&P RATING

AAA	1,382,870.29	1,309,396.34	11.56
AA+	3,575,000.00	3,362,472.60	29.69
AA	515,000.00	488,435.15	4.31
AA-	140,000.00	134,279.60	1.19
A+	480,000.00	440,661.75	3.89
A	975,000.00	914,376.70	8.07
A-	918,000.00	863,525.69	7.62
N/A	3,942,809.98	3,643,565.84	32.17
NOT RATED	175,000.00	170,338.00	1.50

Total of Category	\$12,103,680.27	\$11,327,051.67	100.00
--------------------------	------------------------	------------------------	---------------

BOND SUMMARY MESSAGES

Data contained within this section excluded Mutual Funds, Exchange Traded Funds, and Closed-Ended Funds.

Glossary

Accretion - The accumulation of the value of a discounted bond until maturity.

Adjusted Prior Market Realized Gain/Loss - The difference between the proceeds and the Prior Market Value of the transaction.

Adjusted Prior Market Unrealized Gain/Loss - The difference between the Market Value and the Adjusted Prior Market Value.

Adjusted Prior Market Value - A figure calculated using the beginning Market Value for the fiscal year, adjusted for all asset related transactions during the period, employing an average cost methodology.

Amortization - The decrease in value of a premium bond until maturity.

Asset - Anything owned that has commercial exchange value. Assets may consist of specific property or of claims against others, in contrast to obligations due to others (liabilities).

Bond Rating - A measurement of a bond's quality based upon the issuer's financial condition. Ratings are assigned by independent rating services, such as Moody's, or S&P, and reflect their opinion of the issuer's ability to meet the scheduled interest and principal repayments for the bond.

Cash - Cash activity that includes both income and principal cash categories.

Change in Unrealized Gain/Loss - Also reported as Gain/Loss in Period in the Asset Detail section. This figure shows the market appreciation (depreciation) for the current period.

Cost Basis (Book Value) - The original price of an asset, normally the purchase price or appraised value at the time of acquisition. Book Value method maintains an average cost for each asset.

Cost Basis (Tax Basis) - The original price of an asset, normally the purchase price or appraised value at the time of acquisition. Tax Basis uses client determined methods such as Last-In-First-Out (LIFO), First-In-First-Out (FIFO), Average, Minimum Gain, and Maximum Gain.

Ending Accrual - (Also reported as Accrued Income) Income earned but not yet received, or expenses incurred but not yet paid, as of the end of the reporting period.

Estimated Annual Income - The amount of income a particular asset is anticipated to earn over the next year. The shares multiplied by annual income rate.

Estimated Current Yield - The annual rate of return on an investment expressed as a percentage. For stocks, yield is calculated by taking the annual dividend payments divided by the stock's current share price. For bonds, yield is calculated by the coupon rate divided by the bond's market price.

Ex-Dividend Date - (Also reported as Ex-Date) For stock trades, the person who owns the security on the ex-dividend date will earn the dividend, regardless of who currently owns the stock.

Income Cash - A category of cash comprised of ordinary earnings derived from investments, usually dividends and interest.

Market Value - The price per unit multiplied by the number of units.

Maturity Date - The date on which an obligation or note matures.

Payable Date - The date on which a dividend, mutual fund distribution, or interest on a bond will be made.

Principal Cash - A category of cash comprised of cash, deposits, cash withdrawals and the cash flows generated from purchases or sales of investments.

Realized Gain/Loss Calculation - The Proceeds less the Cost Basis of a transaction.

Settlement Date - The date on which a trade settles and cash or securities are credited or debited to the account.

Trade Date - The date a trade is legally entered into.

Unrealized Gain/Loss - The difference between the Market Value and Cost Basis at the end of the current period.

Yield on/at Market - The annual rate of return on an investment expressed as a percentage. For stocks, yield is calculated by the annual dividend payments divided by the stock's current share price. For bonds, yield is calculated by the coupon rate divided by the bond's market price.

The terms defined in this glossary are only for use when reviewing your account statement. Please contact your Relationship Manager with any questions.



BETTY T. YEE

California State Controller

LOCAL AGENCY INVESTMENT FUND
REMITTANCE ADVICE

Agency Name	S.C.O.R.E.
Account Number	40-04-001

As of 10/14/2022, your Local Agency Investment Fund account has been directly credited with the interest earned on your deposits for the quarter ending 09/30/2022.

Earnings Ratio		.00003699565555327
Interest Rate		1.35%
Dollar Day Total	\$	507,031,562.76
Quarter End Principal Balance	\$	6,263,022.09
Quarterly Interest Earned	\$	18,757.97



Small Cities Organized Risk Effort
A Joint Powers Authority

SCORE TREASURER INVESTMENT REPORT
FOR THE QUARTER ENDING SEPTEMBER 30, 2022

		MARKET VALUE
CASH:		
(1) Wells Fargo		\$1,237,036.41
(2) Local Agency Inv Fund (LAIF)		\$6,263,022.09
	TOTAL CASH	\$7,500,058.50
INVESTMENTS (Unrestricted):		
(3) Chandler Investments (see attached)		
Account no. 590		\$11,412,153.64
	TOTAL UNRESTRICTED INVESTMENTS	\$11,412,153.64
	TOTAL CASH AND INVESTMENTS	\$18,912,212.14

- (1) This consists of one checking account and two pass-thru accounts (Liability and Workers' Compensation claims).
- (2) The LAIF rate of return as of quarter ended September 30, 2022 1.35%
- (3) See attached Investment Activity Reports.

THIS PORTFOLIO IS IN COMPLIANCE WITH SCORE'S INVESTMENT POLICY AND IS LIQUID ENOUGH TO MEET EXPECTED CASH FLOW NEEDS OVER THE NEXT SIX MONTHS.

Roger Carroll, SCORE Treasurer

Date



Small Cities Organized Risk Effort
A Joint Powers Authority

1. A listing of individual securities held at the end of the reporting period by authorized investment category. (**Attaching the 9/30/22 Chandler report to the email met this criteria via the “Holdings Report” on pages 4-10**)
2. Average life and final maturity of all investments listed. (**Average life can be found on page 1 of the Chandler report in the “Portfolio Characteristics” section. Final Maturity is noted for each security in the Security Descriptions in the Holdings Report**)
3. Coupon, discount or earnings rate. (**Coupon rate is noted in the Security Descriptions, and Book Yield (assumed to be the earnings rate) are presented in the Holdings Report of the Chandler report**)
4. Par value, amortized book value and market value. (**All noted in the Holdings Report of the Chandler report**)
5. Percentage of the portfolio represented by each investment category. (**Noted on Page 1 of the Chandler report, in the Sector Allocation graph**)
6. A description of the funds, investments, and programs (including lending programs) managed by contracted parties (i.e. LAIF, investment pools, outside money managers, and securities lending agents). (**LAIF listed in the Treasurer’s Investment Report**)
7. A statement of compliance with the investment policy or an explanation for non-compliance. (**Noted in all caps above signature line on Treasurer’s Investment Report**)
8. A statement of the local agency’s ability to meet its pool’s expenditure requirements for the next six months, as well as an explanation of why sufficient money will not be available if that is the case. (**Noted in all caps above signature line on Treasurer’s Investment Report**)



SCORE

These early estimates have been prepared to aid you in budgeting for the 2023/24 fiscal year. It is important to keep in mind it is early on in the process of determining each Program's total cost. At this time, your entity's exposure and experience have not been updated in any of the allocation models. The estimates provided are intended to be conservative; however, final premiums may be in excess of these estimates. Since we currently do not have renewal rates for any of the programs, we recommend you budget towards the upper end of the range plus any differences in exposure or experience which have not yet been considered.

Once we have received and updated your losses and exposure, we will distribute updated estimates. We expect to be able to update losses and exposure for the General Liability and Workers' Compensation programs near the end of the calendar year.

If you are aware that you have any substantial changes over the past 12 months, please contact Roberto Lozano and a better estimate can be developed for you.

Pollution Program

Premium

21/22 Premium:	\$26,753
22/23 Premium:	\$35,721
23/24 Estimated Premium:	\$64,300 to \$71,500

For the 2023-24 renewal, it is our goal to begin negotiations early with Ironshore and negotiate for a flat rate. Ironshore has indicated that they will impose a modified allocation to the renewal next year that reflects a formula of the rate times the members overall TIV. Alliant is working to maintain the rating model it has used historically (payroll) however we have concerns this change will be imposed and have a big impact on the rate calculations relative to each members TIV. Therefore, we are projecting an increase of up to 80%.

In the event losses are reported over the next ten months, we would anticipate rates up to 120%. In response to significant losses, Ironshore may opt to reduce their overall limits (as low as \$5M) and Alliant will look to restructure the program by seeking alternative markets to provide excess limits over Ironshore's primary. If this were the case, we would anticipate rates to increase up to 200%. If the losses are significant the increases may be even higher. Alliant's goal is to begin negotiations early with Ironshore for much better terms if there are no losses in the program

ALLIANT FACT SHEET

RETAIL BROKERAGE VS. WHOLESALE & SERVICE OPERATIONS RETAIL BROKERAGE vs. WHOLESALE & SERVICE OPERATIONS

Many insurance brokerage firms, including Alliant Insurance Services, Inc., have affiliate and/or subsidiary companies that perform services associated with the risk management and insurance procurement process. Alliant has numerous and varied client relationships that may involve any combination of Retail Brokerage, Wholesale Brokerage and other Loss Control or Risk Management Consulting work. In addition, Alliant's affiliates, such as Alliant Business Services (ABS), can provide clients with other services not necessarily directly related to the risk management or insurance procurement process such as Human Resources Consulting and/or Appraisal Services.

Normally when acting as clients' "Retail Broker" Alliant will collect a commission as compensation, or may have a *Fee for Service* compensation plan. Typically, Alliant will then have a written Agreement with clients, and that document includes full disclosure concerning compensation including wording similar to the following:

In addition to the commissions that Broker receives, Alliant Underwriting Services (AUS), a division of a related entity, may receive compensation from Broker and/or the carrier for providing underwriting services. The financial impact of the compensation received by AUS is a cost included in the premium. Additionally, the related entities of Alliant Business Services (ABS) may receive compensation from Broker and/or the carrier for providing designated, value-added services. Services contracted for by the Client directly will be invoiced accordingly. Otherwise, services will be provided at the expense of Broker and/or the carrier.

This contract language is in addition to the standard disclosure wording contained in Alliant proposals. At the bottom of this **Fact Sheet** we have attached what we include on our Standard Proposals. (Additional disclosure wording is also included on Alliant invoices.) Full disclosure is a key component of client communication concerning compensation.

The **Retail Broker** activities, and Alliant's other services involved in Wholesale Brokering are distinctly separate. Our Retail Brokers and staff act as *advocates for the client* and are involved in the day-to-day delivery of services spelled out in our "Scope of Services." Such services include negotiating terms and conditions of coverage, issuance of certificates, tailoring coverages to meet specific needs, and assuring that all lines of coverages are properly provided to protect clients' assets.

Wholesale Broker activities are provided through Alliant Underwriting Services (AUS). These include administration of programs that Alliant companies manage and/or underwrite, and involve separate functions from Retail Brokerage service. Alliant Insurance Services, Inc. has other operations including, AUS and ABS, which provide non-retail brokerage services. The inclusion of these Wholesale Broker activities into a program has additional advantages that accrue to clients, primarily in the realm of cost savings, as needed services can generally be provided less expensively by a wholesale outfit than by a traditional insurer. This is especially the case when a program is large or complex.

As in any business, the cost of services will vary year by year based on program size, underwriting authority, and other factors. AUS receives compensation from carriers for which it provides underwriting and program administration services. There are numerous services involved in this Wholesale Broker function, including:

- Underwriting new and renewal business for the primary/excess markets
- PML Analysis
- Claims Analysis
- Program Management
- Program Administration/Information Technology associated with program management.

AS JUST ONE EXAMPLE, the Public Entity Property Insurance Program (PEPIP) - formed in 1993 to meet the unique property insurance needs of public entities – has grown from 65 members in one State to over 9,000 members in 45 States. This growth has fueled insurance cost savings for all members.

ALLIANT FACT SHEET

To achieve Program results, **AUS** annually:

- **Underwrites** over 6,000 renewal applications,
- **Reviews** Statement of Values and associated COPE (Construction, Occupancy, Protection & Exposure) information for over 262,303 PEPIP property locations,
- **Allocates** premium between 25 separate insurance markets,
- **Establishes** renewal pricing parameters in accordance with the underwriting/rating standards provided by the program markets, and
- Performs *Program Accounting* including individual member pricing billing, collections, and remittance to program markets.

Additional **ABS** services available to Program members include:

- **Loss Control Services** (no specific budget and can be tailored to individual clients).
- **Appraisals** (Buildings over \$5M appraised every 3-5 years. We currently do every 3 years, but we are evaluating doing every 5 years at renewal).
- **Infrared Testing** (again tailored to the client but not an unlimited number of days).
- **Business Interruption Consulting** (assistance by Forensic Accountant in determining Business Interruption values).
- **PEPIP Solution Center** (24 hr. hotline to address Property Loss Control questions).
- **Webinars** (8-10 web-based training sessions per year on Property related topics).

Alliant Insurance Services, Inc., our Retail Brokers and colleagues all strive to provide the high level of service expected from our clients at a competitive level of compensation that should be clearly understood and documented.

Commissions are customarily paid by the insurance carriers to their agents and to brokers as a percentage of premiums. In addition to the commissions that Alliant receives, Alliant Underwriting Services. ("AUS"), a division of a related entity may receive compensation from Alliant and/or the carrier for providing underwriting services. The financial impact of the compensation received by AUS is a cost included in the premium. Additionally, Alliant Business Services ("ABS") and/or Strategic HR may receive compensation from Alliant and/or the carrier for providing designated, value-added services. Services contracted for by the client directly will be invoiced accordingly. Otherwise, services will be provided at the expense of Alliant and/or the carrier. Further information is available upon written request directed to: Alliant Insurance Services, Attention: General Counsel, 701 B Street, San Diego, CA 92101.

SCORE Loss Control Grant Fund Member Utilization FY 2022/23 as of 10/21/2022

Member Entity	TOTAL Grant Fund FY 22/23 Allocation	Amount requested during FY 22-23	Remaining amount available in FY 22-23	Submitted Invoices for Reimbursement?? (Yes/No)	Notes
Biggs *	\$4,860.61				*Request made 6/1/22 by Mark Sorensen to rollover all funds (\$2,460.63) in FY 22/23 Funds.
Colfax	\$2,986.47				
Dunsmuir	\$5,674.64				
Etna	\$6,867.04				*Request made 6/2/22 by Kris Hargrove to roll over unused FY 21/22 Funds (\$3,294.79) into FY 22/23 Loss Control Grant Funds
Isleton	\$2,149.93				
Live Oak	\$6,740.49				
Loomis	\$4,319.91	\$4,300.00	\$19.91	NO	*Request made 9/8/22 by Roger Carroll for Sidewalk Repair (\$4,300).
Loyalton *	\$1,109.34				
Montague	\$5,072.30				*Request made 6/16/22 by Alyssa Merrill to roll over unused FY 21/22 Funds (\$2,235.85) into FY 22/23 Loss Control Grant Funds
Mt. Shasta	\$10,276.00				
Portola	\$6,239.26				*Request made 6/2/22 by Susan Scarlett to roll over unused FY 21/22 Funds (\$2,813.34) into FY 22/23 Loss Control Grant Funds
Rio Dell	\$4,362.89				
Shasta Lake	\$13,806.71				
Susanville	\$25,500.25				*Request made 5/24/22 by Chandra Jabbs to rollover all funds (\$13,771.52) into FY 22/23 Funds for Glass Paneling over counter & reduction of Public Access to employee areas.
Tulelake*	\$2,042.72				
Weed	\$17,868.57				*Request made 6/15/22 by Craig Sharp to roll over unused FY 21/22 Funds (\$9,211.58) into FY 22/23 Loss Control Grant Funds
Yreka	\$13,910.59				
Total:	\$133,787.71				

* Mini-Cities



**Small Cities Organized Risk Effort
Board of Directors Meeting
October 28, 2022**

Agenda Item G.1.

FINANCIAL AUDIT FOR YEAR ENDED JUNE 30, 2022

ACTION ITEM

ISSUE: Maze & Associates will present the Draft Financial Audit for Fiscal Year Ending June 30, 2022, to the Board for their review and consideration of acceptance.

RECOMMENDATION: Review, accept and file the FY 21/22 Financial Audit as presented or modified.

FISCAL IMPACT: No direct financial impact is expected. Budgeted audit fee for 2022 is \$22,952.

BACKGROUND: SCORE is required to have a financial audit conducted annually. The audit is filed with the California State Controller's Office and the County in which its primary office is located.

ATTACHMENT(S):

1. Required Communications for the Year Ended June 30, 2022 - handout
2. Memorandum on Internal Control for the Year Ended June 30, 2022 - handout
3. Audited Financial Report for Fiscal Year Ending June 30, 2022 - handout

**CITY OF ISLETON
PREMIUM PAYMENT PLAN REQUEST FOR 22/23**

ACTION ITEM

ISSUE: The City of Isleton has provided written notice to the SCORE Program Administrators requesting an installment payment plan for their 22/23 contributions to the Liability Program.

The attached Summary of Outstanding Balances provides the amount requested. Half of the funding has been paid, a total of \$41,158.89, with an outstanding balance of \$41,833.89. An admin fee of 3%, or \$1,255.02, is added to bring the total to \$43,088.91. The payment plan is for 10 equal payments of \$4,308.89 per month.

Prior assessments totaling \$88,910.27 have been approved for a plan with payments due over the next three years as indicated in the attached. Isleton has been keeping up with the plan so far.

RECOMMENDATION: If the Board agrees to the installment plan, the Program Administrators recommend including a 3% administrative fee of \$1,255.02 and 10 equal installments of \$4,308.89 beginning on August 1, 2022 and concluding in May 2023.

FISCAL IMPACT: Administrative fee of \$680 in addition to the premium of \$41,833.89

BACKGROUND: The City of Isleton has requested installment premium payment plans each Fiscal Year since 14/15, which the Board has approved. They are asking for a similar arrangement for FY 22/23. At the October 2015 meeting the Board also approved a 3% Administrative Fee on the unpaid premium balance to go into effect in FY 16/17.

ATTACHMENTS: City of Isleton Payment Plan Request



City of Isleton

101 Second Street

P.O. Box 716

Isleton, California 95641

Tel: 916-777-7770

October 18, 2022

Marcus Beverly,
First Vice President
Alliant Insurance
2880 Gateway Oaks Drive, Suite 100
Sacramento, CA 95833

Re: City of Isleton Catch up Premium Payments for prior years

Dear Marcus,

The City is requesting a payment schedule relating to prior year's premiums still open and due.
Please advise.

Thank you for working with us.

Sincerely,

Charles L. Bergson, P.E.
City Manager

Isleton is an equal opportunity provider and employer

Isleton Repayment Plan Proposal for Board Approval

Summary of Outstanding Balances:

Invoice #	Invoice Description	Outstanding as of 8/31/22	Paid FY22-23	Outstanding balance as of 7/1/23
1516-136	Liab assessment for negative shared and banking layers FY15-16	32,236.00		32,236.00
1516-141	Liab assessment for negative shared and banking layers FY 13-14	34,473.50		34,473.50
1617-97	Liab assessment for negative shared and banking layers FY 16-17	14,823.00		14,823.00
FY19Prem 6	FY18-19 annual premiums (Liab, Prop & EAP)	7,377.77		7,377.77
I-DAP 2022	Board approved DAP assessment based on 6/30/21	675.00	675.00	-
Isl7-22	Remaining Annual Liability Premium as of 8/31/22	41,158.89	41,158.89	-
		130,744.16	41,833.89	88,910.27

FY22-23 Repayment Calculation

Amount outstanding	41,833.89
3% Admin fee for outstanding balance as of 8/31/22	1,255.02
Total	43,088.91
To be paid in 10 monthly installments	4,308.89

Future FY Repayment Calculation

Outstanding Balance	88,910.27	Due 7/1/23	Due 7/1/24	Due 7/1/25
3% Admin fee for outstanding balance as of 7/1		29,636.76	29,636.76	29,636.76
Amount due		2,667.31	1,778.21	889.10
		32,304.06	31,414.96	30,525.86

CYBER SECURITY TRAINING & TESTING

ACTION ITEM

ISSUE: Members are reminded of the need to implement cyber risk management controls to maintain the security of their computer systems and to meet the conditions increasingly required for coverage under the group's cyber insurance policy. Attached is a copy of the security controls requested by underwriters as part of the application process.

Also attached are references to free resources for cyber risk management, including CISA.gov, Beazley (SCORE's primary cyber insurer), and the SCORE site with cyber, wildfire, and sewer risk management resources maintained by DKF Solutions.

Lastly, attached is a draft of a new Policy for Cyber Liability Risk Management. At this time the only recommended Best Practices are to sign up for the free Cyber Hygiene Services and other resources offered by the Cybersecurity and Infrastructure Security Agency (CISA) and Beazley, the group's primary cyber insurer. They offer the services required to meet the coverage conditions as well as the additional controls and training requested by underwriters on cyber coverage applications. It is extremely important that members can confirm use of CISA and Beazley resources when completing applications for cyber coverage for next fiscal year.

RECOMMENDATION: Review and recommend the Best Practices as presented or revised. Advise member IT staff of recommendations and develop a plan to implement.

BACKGROUND: The Program Administrators continue to provide resources for members to harden their computer systems against viruses and ransomware attacks. Insurers are increasingly scrutinizing and rejecting applicants without key controls while offering preferred terms to those who have them.

ATTACHMENT(S):

1. Excess Cyber Conditions and Underwriting Controls
2. Free Cybersecurity Services & Tools – CISA, Beazley & SCORE

Key Security Controls Reviewed During the Underwriting Process



PRESENTED BY:

Alliant Insurance Services, Inc.

October 28th, 2022

Minimum System Standards

Minimum System Standards of Cyber Market Underwriters

There are several key areas which insurers focus on with regards to security controls, with the following **nine** as the most crucial. **As a general rule, the larger the revenue/budget for an insured, the higher the expectations will be for their controls.**

- Multi-factor authentication – 100% implemented for:
 - > Remote access
 - > Laptops
 - > Privileged access
- Well managed end point detection
- Well managed RDP connections
- Back Ups
 - > 1 working copy, 1 offsite, disconnected not working, 1 onsite disconnected not working
 - > Tested at least twice a year
 - > Ability to bring up within 24-72 hours – less time for critical operations (4 hours)
 - > Protected with antivirus or monitored on a continuous basis
 - > Encryption
- Planning and Training
 - > Incident Response Plan
 - > **Disaster Recovery Plan**
 - > Business Continuity Plan
 - > Social Engineering Training
 - > Phishing Training **& Simulations**
 - > Training of account team staff on fraudulent transactions
 - > General cyber security training

Minimum System Standards

- Reasonable patching schedule/plan
 - > Critical & high severity patches installed within 30 or fewer days, optimally within 1-7 days for critical & high severity patches regarding active exploits
- Plan or adequate measures in place to protect end of life software
- Email Security
 - > Screening for malicious attachments
 - > Screening for malicious links
 - > Quarantine Services
 - > Tagging External Emails
- Privileged Access Management (PAM)
 - > Establish and enforce comprehensive privilege management policy
 - > Identify and bring under management all privileged accounts and credentials
 - > Enforce least privilege over end users, endpoints, accounts, services, systems, etc.
 - > Enforce separation of privileges and separation of duties
 - > Segment systems and networks
 - > Enforce password security best practices
 - > Monitor and audit all privileged activity
 - > Enforce vulnerability based least privilege access
 - > Implement privileged threat/user analytics

Alliant note and disclaimer: This document is designed to provide general information and guidance. Please note that prior to implementation your legal counsel should review all details or policy information. Alliant Insurance Services does not provide legal advice or legal opinions. If a legal opinion is needed, please seek the services of your own legal advisor or ask Alliant Insurance Services for a referral. This document is provided on an "as is" basis without any warranty of any kind. Alliant Insurance Services disclaims any liability for any loss or damage from reliance on this document.



An official website of the United States government

Here's how you know

[REPORT](#)[SUBSCRIBE](#)[CONTACT](#)[SITE MAP](#)

TLP:WHITE



FREE CYBERSECURITY SERVICES AND TOOLS



As part of our continuing mission to reduce cybersecurity risk across U.S. critical infrastructure partners and state, local, tribal, and territorial governments, CISA has compiled a list of free cybersecurity tools and services to help organizations further advance their security capabilities. This living repository includes cybersecurity services provided by CISA, widely used open source tools, and free tools and services offered by private and public sector organizations across the cybersecurity community. CISA will implement a process for organizations to submit additional free tools and services for inclusion on this list in the future.

The list is not comprehensive and is subject to change pending future additions. CISA applies neutral principles and criteria to add items and maintains sole and unreviewable discretion over the determination of items included. CISA does not attest to the suitability or effectiveness of these services and tools for any particular use case. CISA does not endorse any commercial product or service. Any reference to specific commercial products, processes, or services by service mark, trademark, manufacturer, or otherwise, does not constitute or imply

TLP:WHITE

endorsement, recommendation, or favoring by CISA.

TLP:WHITE

Foundational Measures

All organizations should take certain foundational measures to implement a strong cybersecurity program:

- **Fix the known security flaws in software.** Check the CISA Known Exploited Vulnerabilities (KEV) Catalog for software used by your organization and, if listed, update the software to the latest version according to the vendor's instructions. **Note:** CISA continually updates the KEV catalog with known exploited vulnerabilities.
- **Implement multifactor authentication (MFA).** Use multifactor authentication where possible. MFA is a layered approach to securing your online accounts and the data they contain. When you enable MFA in your online services (like email), you must provide a combination of two or more authenticators to verify your identity before the service grants you access. Using MFA protects your account more than just using a username and password. Why? Because even if one factor (like your password) becomes compromised, unauthorized users will be unable to meet the second authentication requirement, ultimately stopping them from gaining access to your accounts.
- **Halt bad practices.** Take immediate steps to: (1) replace end-of-life software products that no longer receive software updates; (2) replace any system or products that rely on known/default /unchangeable passwords; and (3) adopt MFA (see above) for remote or administrative access to important systems, resources, or databases.
- **Sign up for CISA's Cyber Hygiene Vulnerability Scanning.** Register for this service by emailing vulnerability@cisa.dhs.gov. Once initiated, this service is mostly automated and requires little direct interaction. CISA performs the vulnerability scans and delivers a weekly report. After CISA receives the required paperwork, scanning will start within 72 hours and organizations will begin receiving reports within two weeks. **Note:** vulnerability scanning helps secure internet-facing systems from weak configurations and known vulnerabilities and encourages the adoption of best practices.
- **Get your Stuff Off Search (S.O.S.).** While zero-day attacks draw the most attention, frequently, less complex exposures to both cyber and physical security are missed. Get your Stuff Off Search—S.O.S.—and reduce internet attack surfaces that are visible to anyone on web-based search platforms.

Free Services and Tools

After making progress on the measures above, organizations can use the free services and tools listed below to mature their cybersecurity risk management. These resources are categorized according to the four goals outlined in CISA Insights: Implement Cybersecurity Measures Now to Protect Against Critical Threats:

1. Reducing the likelihood of a damaging cyber incident;
2. Detecting malicious activity quickly;
3. Responding effectively to confirmed incidents; and
4. Maximizing resilience.

TLP:WHITE

[Expand All Sections](#)

TLP:WHITE

Reducing the Likelihood of a Damaging Cyber Incident

Take Steps to Quickly Detect a Potential Intrusion

Ensure That The Organization is Prepared to Respond if an Intrusion Occurs

Maximize the Organization's Resilience to a Destructive Cyber Incident

TLP:WHITE



CYBER HYGIENE SERVICES

Reducing the Risk of a Successful Cyber Attack

Adversaries use known vulnerabilities and phishing attacks to compromise the security of organizations. The Cybersecurity and Infrastructure Security Agency (CISA) offers several scanning and testing services to help organizations reduce their exposure to threats by taking a proactive approach to mitigating attack vectors.

- **Vulnerability Scanning:** Evaluates external network presence by executing continuous scans of public, static IPs for accessible services and vulnerabilities. This service provides weekly vulnerability reports and ad-hoc alerts.
- **Web Application Scanning:** Evaluates known and discovered publicly-accessible websites for potential bugs and weak configuration to provide recommendations for mitigating web application security risks. For more information including FAQs, visit the [Web Application Scanning page](#).

Additionally, CISA recommends you further protect your organization by identifying assets that are searchable via online tools and taking steps to reduce that exposure.

Frequently Asked Questions

How much does it cost? CISA cybersecurity assessment services are available at no cost.

Who can receive services? Federal, state, local, tribal and territorial governments, as well as public and private sector critical infrastructure organizations.

When will my services begin? Vulnerability Scanning and Web Application Scanning typically begin within one week of returning the appropriate forms.

Who performs the service? Cyber Hygiene services are provided by CISA's highly trained information security experts equipped with top of the line tools. Our mission is to measurably reduce cybersecurity risks to the Nation by providing services to government and critical infrastructure stakeholders.

Get Started

TLP:WHITE

Email us at vulnerability@cisa.dhs.gov with the subject line “Requesting Cyber Hygiene Services” to get started.

TLP:WHITE

Business continuity planning

Incident response planning

[Incident response plans](#)[Tabletop exercises](#)

IT security planning

[Ask the Cybersecurity Expert](#)[Cybersecurity Primer](#)[Cyber threat information sharing](#)

Policies and procedures

Risk assessment

Training and online learning

[All training resources](#)[Training](#)[Employee training tip sheets](#)[Security awareness posters](#)[Webinars](#)

BBR Service Providers

Pre-breach services

Privacy Builder

[Purpose and governance](#)[Assessing the state of your program](#)[Creating and updating your policies](#)[Incident response](#)[Education and training](#)[Vendor management](#)[Data collection and transfer](#)



SCOREJPA.org

Small Cities Organized Risk Effort - A Joint Powers Authority



Cyber Security

Click here for guidance and downloadable resources to help protect your agency against cyber threats.

[CLICK HERE](#)



Wildfire Resources

Click here for downloadable resources to help prepare for and respond to wildfires.

[CLICK HERE](#)



Sewer Overflow and Backup Response

Click here for downloadable resources to help communicate effectively with customers.

[CLICK HERE](#)



SSMP Compliance

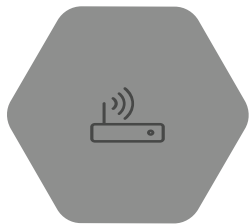
Click here for downloadable resources for complying with Sanitary Sewer Management Plan regulations.

[CLICK HERE](#)

SAMPLE CYBER TOOLKIT FROM ANOTHER POOL

TOOLKIT DETAIL

Individual services/mix of services can be tailored to meet member needs



VULNERABILITY
SCANS



RISK
ASSESSMENTS



PHISHING
CAMPAIGNS



INCIDENT RESPONSE
PLANNING



MFA GROUP
PURCHASING



IT POLICY
TEMPLATES



VIRTUAL CISO
CONSULTING



TABLETOP
EXERCISES

SCORE MEMBER WEBSITES - AAATRAQ

ACTION ITEM

ISSUE: Members are provided access to free scans of their websites for compliance with ADA requirements through [AAAtraq](#). Ongoing monitoring and specific recommendations to correct any deficiencies are available for a fee. The service includes documentation of a member's reasonable attempts to accommodate those who qualify under the ADA and litigation support coverage up to \$50,000 for a covered claim.

The service is offered based on requests from other cities for assistance after they have received letters demanding website compliance with the ADA and seeking damages. The AAAtraq service is unique in providing coverage for defending ADA claims based on compliance with the ADA recommendations.

RECOMMENDATION: Review and provide feedback, approval, or direction regarding this service.

FISCAL IMPACT: Pricing is \$99 per month per member website, based on group purchase.

BACKGROUND: ADA regulations apply to the accessibility of public websites, with public agency websites particularly vulnerable due to their role in the community. California passed legislation (AB 434) effective January 1, 2018, mandating compliance with Web Content Accessibility Guidelines (WCAG 2.0) for all state agencies and created a compliance certification process. For now the law does not apply to local governments, but the trend is in that direction and many jurisdictions are following the process established by the legislation. In addition, the ADA applies to websites, and we are seeing more activity as it relates to demand letters being sent to public agencies for ADA compliance.

ATTACHMENT(S):

1. Insurance Pools Section of AAAtraq website
2. Inclusion Indexes for SCORE Members - *handout*

/ Insurance Pools

Protect your members from a new threat, already costing \$6.25bn in legal demands, and predicted to be bigger than cyber by 2024.

/ What is in it for you?

Enhancing member value – Pool members receive Continuous PROTECTION against the risk of litigation, reputational damage and the spiralling costs of ADA compliance.

Demonstrating market innovation and vision – Addressing these risks provides an opportunity to strengthen a pool's position with members by demonstrating market innovation and vision.

Removing risk exposure – understanding and acting on an emerging risk set to be bigger than Cyber by 2024.

Remaining competitive – members expect pools to be aware of and protect them from emerging risks such as the ADA.

/ What you get?

- Continuous PROTECTION from ADA litigation, including costs coverage insurance, risk alerting and progress visibility, staff training, claims management and ADA lawsuit or legal demand support.
- Automated deployment that AAAtraq manages for you.
- Private INDEX Reports – The pool executive committee are able to see at a glance the current risk status across all members – congratulate those doing well, alerting members at significant risk.
- Events & workshops – quarterly education sessions for all pool members to understand key issues and what steps to take, e.g. getting required indemnities in place with third-party vendors.
- Monthly meetings with pool leaders - dealing with any issues, answering any questions, agreeing future events required etc.
- Automated deployment that AAAtraq manages for you
- Tailored interactions to the pools specific needs – e.g., Q&A sessions etc.

/ What is involved, what do you have to do?

Minimal effort is required by the pool – pool members sign-up themselves through the dedicated pool portal in under 2 minutes. We ask pools to assist with introductory communications to members; and then we take-over everything.

/ How much?

The service is \$99 per month per member website. Discounts are available based on volume, annual payment in advance and multi-year commitment.

/ How you pay?

Annually in advance for all pool members main website. AAAtraq will issue an invoice and payment can be made by card or wire transfer.

/ What is the value to your members?

- With an average claim now costing \$27,000, and repeated claims common, the AAAtraq Continuous PROTECTION service represents outstanding value at \$99/month (before member discount applied).
- AAAtraq Continuous PROTECTION service also uses Intelligent Automation to dramatically reduce the cost and complexity of working towards compliance.
- The distraction of receiving a demand or a claim can be the most costly of all - trying to find the legal support and technical expertise to help members interpret and assess the merits of the claim. AAAtraq provides complete peace of mind with our claims management system. We take the claim over - holding your member's hand throughout the process with legal and accessibility subject matter experts on hand to do the heavy lifting for you.
- Vendor contractual templates are included - valued at a minimum \$5,000.

/ The challenges your members face

Your members are at risk:

- Risk of litigation
- Risk of brand / reputational damage
- Risk of spiralling costs - spend on compliance initiatives

/ Removing Risks

To remove the risk, members need to protect themselves with **ADA Insurance**; however diligent, things *will* and *do* go wrong. They need **ADA monitoring**, which is easily understandable by all, and alerts them to vulnerabilities. Finally, ADA compliance, a step-by-step plan to take control of the compliance process.

/ How does AAAtraq remove the risks?

- Costs coverage litigation insurance
- Immediately understandable, non-technical monitoring and alerting
- A holistic, proportional approach to ADA compliance, utilizing Intelligent automation to significantly reduce costs



PERMA, ASCIP, ICRMA & FAIRA, AAAtraq Insurance Pool Partners

Subscribe to AAAtraq and enjoy complete cover and peace of mind

Subscribe Annually
US\$999 (save 20%)

Subscribe Monthly
US\$99



"Not going to lie it was kind of fun going through each item! Like checking off bits on a to-do list. It was good to see that each task is laid out with detailed instructions and should be easy for our members to complete."



"ASCIP – the preferred choice for California schools insurance needs – broad coverage, strong net position, history of stable rates and numerous no-cost loss control resources."



"Our members recognise the need not to discriminate by making content ADA compliant but faced with a minefield of recommendations, vendor products and software tools that leave them unsure where to turn and potentially exposed."

/ [Congress ADA Risk INDEX | How Inclusive Are Congressional Websites?](#)

04 Aug 2022

/ ["Don't be afraid of your vendors: Ask questions!"](#)

02 Aug 2022

/ [Can Web Developers Be Sued for the Inaccessible Websites They Create for Clients?](#)

28 Jul 2022

/ [AAAtraq announces CLIC Collaboration](#)

27 Jul 2022

/ [The Americans With Disabilities Act Turns 32 Years Old](#)

26 Jul 2022

/ [Round up for July, who has been covering online inclusivity?](#)

21 Jul 2022

[/ Customers Are Being Served With Inaccessible Content](#)

19 Jul 2022

[/ Importance of Inclusion](#)

14 Jul 2022

[/ Downside of external validation? There is none!](#)

12 Jul 2022

[/ eSignings: Accessibility in a Digital Era](#)

06 Jul 2022

AAAtraq[/ Home](#)[/ About](#)[/ INDEX](#)[/ FAQ](#)[/ Contact](#)[/ Careers](#)[/ Clients](#)[/ Investors](#)[/ Subscribe](#)[/ Login](#)**SERVICES**[/ ada MONITORING](#)[/ Try for FREE](#)[/ Content MANAGER \(ACM\)](#)[/ Continuous PROTECTION](#)[/ The AAAtraq shield](#)[/ Costs indemnity](#)[/ Staff TRAINING](#)[/ ada RISK AUDITING](#)[/ Self-service](#)[/ Supported](#)[/ ada RESPONSE](#)**ROLES**[/ Owner - Operator](#)[/ Executives](#)[/ CEO](#)[/ CIO \(information\)](#)[/ CMO \(marketing\)](#)[/ CRO \(risk\)](#)[/ CFO \(finance\)](#)[/ Legal](#)[/ Digital](#)[/ Content Production](#)[/ HR](#)[/ Procurement](#)[/ Tea-trolley operative](#)[/ Head of D&I](#)**PARTNERS**[/ Insurance Pools](#)[/ Law Firms](#)[/ Insurance Brokers](#)[/ Associations \(Member Bodies\)](#)[/ Accessibility specialists](#)[/ Become a Sales Agent](#)[/ Subscribe](#)**INFORMATION**[/ Don't need you, we are OK](#)[/ Accessibility 101](#)[/ Vendor indemnity request](#)[/ Go Daddy support](#)[/ Adding to Shopify](#)[/ Including in WordPress](#)[/ Deploying in Drupal](#)[/ Working in WIX](#)[AAAtraq vs](#)[/ accessiBe](#)[/ Allyable](#)[/ AudioEye](#)[/ Usablenet](#)[/ User1st](#)[/ UserWay](#)[AAAtraq &](#)[/ auto testing](#)[/ SiteImprove](#)[/ Sitemorse](#)[/ Monsido](#)[/ Something funny](#)[/ Can I get rich?](#)[/ Don't click this link](#)[/ \\$99 - What to expect](#)[Terms & Conditions](#)[Privacy](#)[Cookies](#)[Accessibility](#)**Disclaimer:**

This website, all of its content and any / all documents offered directly or otherwise, should be considered an introduction, an overview and a starting point only – it should not be used as a single, sole authoritative guide. You should not consider this as legal guidance. The services provided by AAAtraq are based general best practice and on audits of the available areas of websites at a point in time. Sections of the site that are not open to public access or are not being served (possibly be due to site errors or downtime) may not be covered by our reports. The service and the stars process doesn't carry any official accreditation, be it from any government department, industry regulator and / or internet body. Where matters of legal compliance are concerned you should always take independent advice from appropriately qualified individuals or firms.

Costs Indemnity (Cover)

We offer costs indemnity to those subscribers based in the USA 'North America' only as of Jan. 2020. Indemnity is subject to terms and conditions as detailed in this website's terms and conditions. The limit on a single claim 'litigation support' is \$50,000 and is subject to timely reporting of the claim, the supply of specific details pertaining to your claim and the number of stars achieved by the individual website. \$50,000 of coverage is based on 3 stars achievement or more. Acceptance of a claim is subject to the specifics of insurance terms and conditions.

Copyright

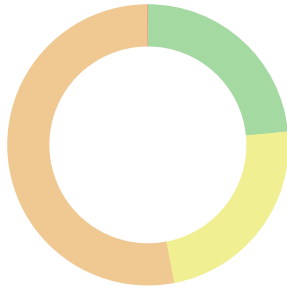
This material is proprietary to AAAtraq Limited and has been furnished on a confidential and restricted basis. AAAtraq Limited hereby expressly reserves all rights, without waiver, election or other limitation to the full extent permitted by law, in and to this material and the information contained herein. Any reproduction, use or display or other disclosure or dissemination, by any method now known or later developed, of this material or the information contained herein, in whole or in part, without the prior written consent of AAAtraq Limited is strictly prohibited.

Inclusion INDEX™: SCORE

August 2022

Through the AAAtraq program, pool members are not only able to increase their coverage, but are able to reduce both their scores and their risk of ADA litigation, enabling them to become more inclusive to all.

Please see your members' individual exposure in the table below, which allows you to track progress over time. The lower the score (green is low, red is very high risk), the lower the exposure your members have to demand letters and ADA litigation.



SEE HANDOUT FOR MEMBER SCORES

Risk Indicator

24% OK (low risk)

24% Fail (medium risk)

53% Fail (high risk)

0% Fail (very high risk)

0 Not available



LEXIPOL GRANT FINDER

ACTION ITEM

ISSUE: Attached is a proposal for group purchase of grant services provided by Lexipol. The Grant Assistance Platform provides a subscription to the firm's Grant Finder software to notify users of potential grants based on their selected interests. Personalized consulting is also included to assist in identifying and determining whether to apply for a particular grant. Additional consulting to write the grant is available at a discount.

Members were offered a webinar by Lexipol to provide more information and answer questions. Some members have expressed interest in the service. The pricing for the Platform includes all SCORE members but may be reduced if not all members want to purchase. The proposal also includes options for fewer licenses and for several pre-aid grant applications.

RECOMMENDATION: Review and provide direction and/or approval of proposal.

FISCAL IMPACT: For a group purchase of the Platform Services the cost is \$1,500 per month with a two-year commitment. While not budgeted directly funding is available in the training budget, including unused funding from last budget. For other options members would be billed through SCORE for services if they did not wish to contract directly with Lexipol.

BACKGROUND: Lexipol has been providing services to public agencies for over twenty years, most notably for police, fire, and emergency services. They have been offering grant research, writing, and consulting services since 2009.

ATTACHMENT(S):

1. Lexipol Grant Assistance Quote for SCORE Members
2. Lexipol Grant Services Presentation, edited



Lexipol Grant Assistance Quote for SCORE

October 11, 2022

Lexipol's quote includes the following:

- List of services provided – p.3
- Additional information – p. 4
- Staff Bios – p.5-7

Contact:
Carrie Schneider
Account Executive – Grants Platform
(469) 553-0641
cschneider@lexipol.com

The Lexipol Advantage

Lexipol was founded by public safety experts who saw a need for a better, safer way to run a public safety agency. Since the company's launch in 2003, Lexipol has grown to form an entire risk management solution for public safety and local government. Today, we serve more than 8,100 agencies and municipalities and 2 million public safety and government professionals with a range of informational and technological solutions to meet the challenges facing these dynamic industries. In addition to providing policy management, online training, wellness resources, and grant assistance, we provide 24/7 industry news and analysis through the digital communities Police1, FireRescue1, Corrections1, EMS1 and Gov1. Our customers chose Lexipol to help them expertly navigate the increasingly complex grant process to secure funding for mission critical needs.

The benefits of our grant solutions include:

- Industry expertise with combined grant experience of more than 100+ years
- Experience with a broad range of grant programs such as DOJ, COPS, SAMHSA, FEMA, USDA, numerous states, corporate, and foundation grants, and many more
- 40% success rate, compared with the national average of just 17%
- \$350 million in grant funding has been secured to date
- Save time and effort by simplifying and streamlining the grant find and proposal submission process
- Identification of grants most appropriate for your agency and project

Lexipol is backed by the expertise of 320 employees with more than 2,075 years of combined experience in grants, constitutional law, civil rights, ADA and discrimination, mental health, psychology, labor negotiations, Internal Affairs, use of force, hazmat, instructional design, and a whole lot more. That means no more trying to figure out policy, develop training or wellness content or secure funding on your own. You can draw on the experience of our dedicated team members who have researched, taught, and lived these issues.

We look forward to working with SCORE and its members to address the unique challenges you are facing now and in the future.

Options of Services Provided

Option 1:

Sponsored Grant Assistance Platform Services

Each Member Receives the Following:

- Personalized strategic grant consulting specific to cities funding needs
- Includes customized grant support in the form of application assistance and narrative reviews
- Custom GrantFinder research tool including weekly grant alerts
- Dedicated account management support team
- 25% discount off grant writing services on a per project, per application basis
- Monthly automated reports
- Quarterly meetings to review program

Investment:

- \$2,000/month, \$24,000/year 2-year total commitment

Grant Writing Services

Grant Applicant Expectations:

Should you choose to sponsor grant writing services, we would like to highlight some important expectations to ensure our partnership runs smoothly.

Please note that grant applications can take up to 100 hours to complete. While we will take on 85% of the work needed for a successful application, your members will be asked to partner with us by providing essential information to supplement the remaining 15% of the project. This may require up to 15 hours per grant project.

Here is a step-by-step outline of the grant services process we hope to provide:

- Introductions to your Account Management team: Project Manager, Grant Consultant and Account Executive
- A needs assessment worksheet will be sent to gather basic information about your project goals and grant plans for the year
- Selected grant programs and applications can be submitted to your Account Management team for review and consulting at any time
- Once a target project has been selected your Account Management team will work with you to determine the most viable target grants
- When grant writing services have been selected, the Project Manager will send the selected grant program and project specific worksheets for completion.
- Once the completed worksheets have been returned to the Project Manager, we will carefully review them for missing information and will be in touch should there be additional information needed
- All members will need to set up any grant application portal(s)
- A minimum of 2 member contacts will be needed for each grant application project submission
- We will invoice quarterly for services rendered

Grant Writer Staff Bios

Sarah Wilson Handler is the vice president of Grants for Lexipol, managing PoliceGrantsHelp, FireGrantsHelp, EMSGrantsHelp, CorrectionsOneGrants, GovGrantsHelp and EducationGrantsHelp as well as the Grant search tool GrantFinder. She has been with the company since 2007 and started the Grant services division in 2009. Since 2009, Sarah has worked to build the Grants division from a small, sponsored microsite to a multimillion-dollar revenue business. Sarah's team is responsible for generating \$300+ million in funding and currently servicing a network of 60,000 departments and municipalities for grant help. Sarah has a bachelor's degree from the University of California at Davis.

Carrie Schneider

Carrie Schneider is an Account Executive at Lexipol. In this role, Carrie focuses on Grant Services for Municipal Government and First Responders. In her 9+ years at Lexipol, Carrie has helped her clients attain more than \$43 million in grant funding through various consultative strategies and products. Prior to Lexipol, Carrie served as a Customer Service Representative at Kyocera Document Solutions focusing on Customer health and retention.

A graduate of Texas Women's University, Carrie is a proud mother of a navy servicemember and a native of Oklahoma. .

Stephanie Bays is Director of Grant Operations at Lexipol. Stephanie also holds an MPA and has led in a direct service role and in an administrative capacity for the public and nonprofit sectors for 13 years. Stephanie secured and maintained a competitive award amount of \$3.1 million when she served as the Grant Services Supervisor for the Dallas County Juvenile Department. There she directed a team in pre- and post-award grant processes. At Lexipol, she manages and supports the Grants Division's Project Management Team, Consultants, and content for the subscription grants database, GrantFinder.

Fatima Rasul has an MPA, focusing on nonprofit management and policy. After several years of serving at-risk communities and the City of Dallas. Through her time in the city and at Lexipol, Fatima has been able to assist with securing over \$7 million in grant funding for public safety (law enforcement, fire, community safety). Fatima is currently a Senior Grant Operations Associate at Lexipol. She focuses on working with Fire, Police and Local Government to ensure funding to meet the needs of communities.

Julie Burnfield is Lexipol's Content Manager for our grants database, GrantFinder. She has secured over \$25 million in Federal, State, and local grants in her tenure with the East Texas Council of Governments. With this, Julie researched, wrote, and submitted grants in the fourteen-county area. Julie's experience includes grant writing and administration for federal agencies such as Housing and Urban Development, United States Department of Agriculture, Environmental Protection Agency, and programs like the Community Development Block Grant.

Mark Dunlap is a Grant Professional Certified (GPC), through the Grant Professional Certification Institute, and is a member of the Grant Professionals Association. He is a successful grant professional and nonprofit fundraiser. His work is clear, simple, and concise. He has been a full-time grant professional since August 2006. His work history includes more than 20 years of experience identifying and securing grant funding, six years of experience in nonprofit fundraising, and more than 16 years of experience in municipal government positions. He has

achieved 232 successful grant proposals totaling more than \$121.87 million. He averages nine successful grants and more than \$5 million per year in grant funding. He has experience writing proposals to private and corporate foundations, all levels of government, and United Ways. He has achieved more than \$2.9 million for government clients and more than \$76 million for healthcare clients. His areas of expertise include behavioral health, domestic/sexual violence services, faith communities, healthcare and hospitals, homeless services, municipal governments, museums, urban core social services, and veteran services. For municipal governments, he has written grant proposals for transportation, planning, fire, EMS, and parks/recreation projects. He has worked with organizations in 22 states and the District of Columbia.

Caitlin O'Connor began her career with a research firm who was the Local Action Research Partner to a medium-sized city in Massachusetts working on a grant to combat gang violence. She has spearheaded online learning platforms to ensure professional development of law enforcement officers would continue during the pandemic. With a recent transfer to the Office of Research and Sponsored Programs, Ms. O'Connor currently focuses on creating opportunities for the positive evolution of the criminal justice system using her diverse background of working with state and local governments as well as community providers and advocates. Over the course of her tenure, Catilin has written grants for programs like the Bureau of Justice Assistance Second Chance Act Reentry Program, Pay for Success Initiatives, Reinvestment Initiatives, Drug Free Communities Grant, Women Act Grant, and more.

Alyson Trowbridge began her grant writing and management career in 2016 with a complex municipality in Southeast Virginia, working directly under the Chief of the Police Division to expand the department's initiatives, both in terms of policy and equipment, as the department's Project and Grant Coordinator. During this time, she played an integral role in designing and developing policies and procedures, including the department's pilot BWC program, and multi-faceted projects to propel the department into the 21st Century. Collaboratively working with various community partners, including elected officials, fellow law enforcement agencies, state and federal partners, and community organizations, Aly secured over \$2M in the first two years across funding programs such as the Edward Bryn Memorial Justice Assistance Grant Program, the DCJS' Officer Safety & Wellness Program and the 1st Responders Cooperative Response Program, The Virginia Department of Emergency Management Public Safety Answering Point Program, the Commonwealth of Virginia's DMV Officer Traffic Safety Program, FEMA's Port Security Grant Program, and the NIJ CPOP Hot Spot Grant. In late 2018, Aly accepted a position with a grant consulting firm based in New York State as a Grant Manager for local municipalities and counties. In this role, she has worked with various municipal departments, including police, fire, ambulance corps, engineering, arts and humanities, planning, and recreation. During her three and a half years with the firm, she has been awarded over \$30 million in foundation, state, and federal funding for clients and continues to act as a subject matter expert for local governments looking to pursue grant funding across all sectors. While this has been a great experience to expand her knowledge and expertise, her specialty has continued to be public safety, with both personal and professional ties to the industry.

Ann Cavanaugh has spent her entire career in the Fire Service in Northern California, witnessing firsthand the ever-increasing Wildland Fire threat here. From her years in Marin County as Skywalker Ranch Firefighter to her time with the Vallejo Fire Department as a Captain, Wildland Fires have been a constant every fire season for her 18 years. She has also experienced them as a civilian, when the Partrick Fire was stopped less than a half mile from her

Napa County home in 2017. She has extensive grant writing, editing and research experience, and has written Grants worth millions of dollars in funding for her clients.



Grant Solutions Presentation for California Municipalities



Who We Are

Lexipol's pre-award grant services provide customized solutions enabling applicants to tap into federal, state and private grants. We have been assisting local government and education since 2009 with grant research, writing and consultation.

You are in good hands with our team of experts who will assist with crafting the best individually tailored grant applications possible; securing you the funds you need for essential programs, personnel, technology, and much more.



Our Experts

With collectively over 500 years experience as a grant team, we are your partner in expert guidance and pre-award services. We promise a smooth and engaging start to finish experience. Our goal is to create a lasting relationship while serving your community to achieve your ultimate goals.

Our grant experts are all active or former members of the local government community. Their success rate for grant approval is 60% higher than the national average of just 17%.

To date, our team has secured more than \$350M in grant awards for numerous deserving public safety agencies across the nation.

Let Us Help You Get Funded

GrantFinder: Grant Research Made Easy

GrantFinder provides a real-time, online database of more than 10,000 federal, state, corporate and foundation grants. More than 5,000 municipalities trust GrantFinder to locate grants relevant to them.

Powerful features include:

- Tracking over 10k grants representing \$600 billion in funding
- Customized grant alerts for your preferred grant categories
- Dynamic environment with new grants updated and added daily
- <https://grantfinder.com/>

Pricing starts at \$1,195 per year for a single license

Let Us Help You Get Funded

Custom Grant Writing Service: Submit Successfully With Our Experts

Lexipol provides customized grant writing services enabling applicants to tap into federal, state and private grants. With our team of expert grants writers and project managers, we'll craft the best grant application possible, helping you obtain the essential funding you need.

- Custom Grant Research & Consult (\$1,250 flat rate)
- Complete Grant Application Services (\$5,000 flat rate)
- Advanced Grant Application Services (\$6,000 flat rate)
 - Narrative Development & Review *
 - Application Assembly *

**Can be purchased as a standalone grant writing product*

Let Us Help You Get Funded

Grant Assistance Platform: Your Strategic Retained Partner

If your department is pursuing multiple grant projects—large or small—consider our Grant Assistance Platform. This retainer service combines all our pre-award grant services, including grant research, alerts, consulting and review:

- GrantFinder subscription(s)
- Unlimited, personalized grant consulting
- Application and narrative reviews
- Dedicated account management support team
- 50% discount on grant writing services on a per-project, per-application basis
- 2 year commitment

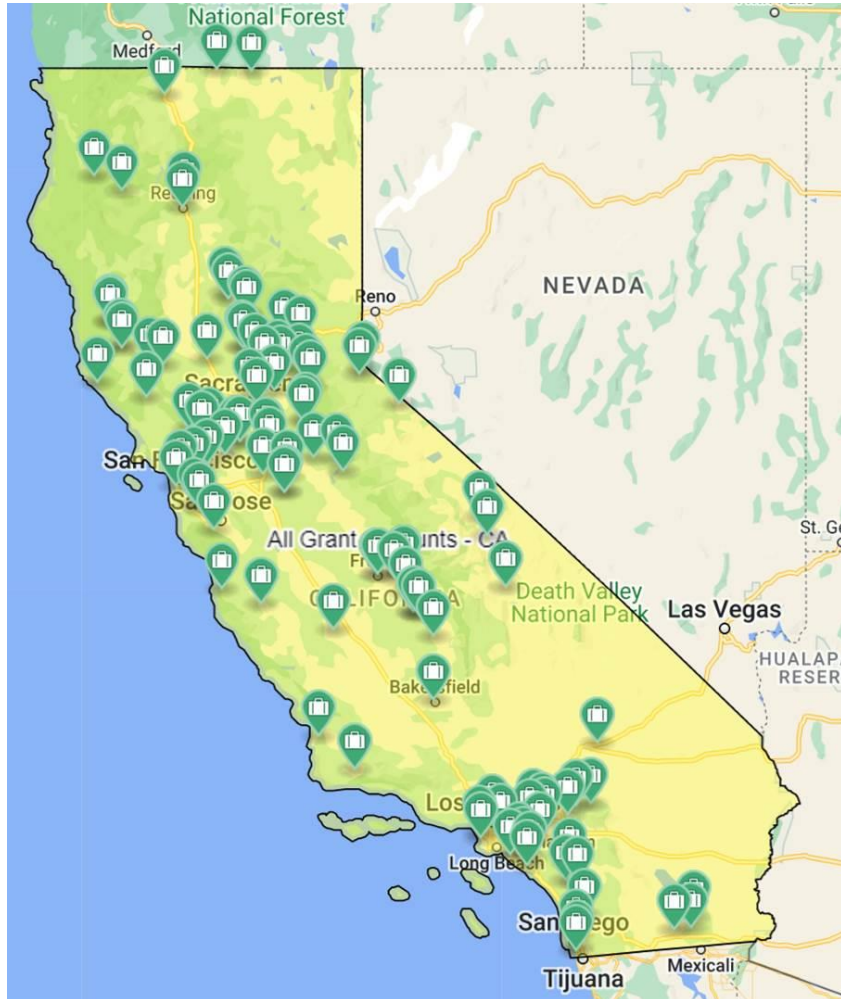
Pricing starts at 3k per year

Let Us Help You Get Funded: Risk Pools/Member Organizations

Grant Assistance for membership organizations and risk pools.

- GrantFinder – sponsored licenses (pricing based on volume)
- Grant Writing – sponsored grant writing services (flat fee per service)
- Grant Assistance Platform – sponsored bundle package includes GrantFinder, Grant Consulting, Grant Writing services (pricing based on volume)

Our Grant Clients



Total funding: \$46M
Total Grant Accounts: 111
Total Lexipol Accounts: 5815

SCORE FY 23/24 MEETING DATES AND LOCATIONS

ACTION ITEM

ISSUE: The SCORE Board approved the meeting dates for the FY 22/23 year at their meeting in October of 2021. The three remaining dates this year are set for Friday, January 27, 2023, March 24, 2023 and Friday, June 23, 2023, all starting at 10:00 a.m. The meeting date resolution states the location as Anderson, CA. To help members avoid scheduling conflicts during the FY 23/24 we have proposed meeting dates.

RECOMMENDATION: Consider and approve dates and locations for the FY 23/24 meetings, including the annual retreat and Board meeting.

FISCAL IMPACT: The Fiscal Impact cannot be determined at this time, any change to the location or schedule should have a minimal financial impact.

BACKGROUND: For the last fiscal year all SCORE meetings have been held via Teleconference.

ATTACHMENT(S): Resolution 23-01 Proposed Meeting Dates and Locations

RESOLUTION No. 23-01

**RESOLUTION OF THE BOARD OF DIRECTORS
SMALL CITIES ORGANIZED RISK EFFORT (SCORE)
ESTABLISHING MEETING DATES FOR THE PROGRAM YEAR 2023/24**

BE IT RESOLVED THAT:

The following meeting dates are hereby established for the 2023/24 Program Year:

Friday, August 25, 2023 commence at 10:00 a.m.	Teleconference
Thursday, October 26, 2023 commence at 8:00 a.m.	Anderson, CA
Friday, October 27, 2023 commence at 8:00 a.m.	Anderson, CA
Friday, January 26, 2024 commence at 10:00 a.m.	Anderson, CA
Friday, March 29, 2024 commence at 10:00 a.m.	Anderson, CA
Friday, June 21, 2024 commence at 10:00 a.m.	Anderson, CA

This Resolution was adopted by the Board of Directors at a regular meeting of the Board held on October 28, 2022 in Anderson, California, by the following vote:

AYES:

NAYS:

ABSTAIN:

ABSENT:

ATTEST:

Wes Heathcock, SCORE President

SCORE SERVICE PROVIDER SURVEY RESULTS

ACTION ITEM

ISSUE: The survey responses are presented to the Board for review and were generally positive for all Service Providers. In an effort to normalize the data the responses taken directly from the Survey Monkey Website are presented to the Board to show the results if the “Don’t Answer or Can’t Answer” responses are not included in the overall average.

RECOMMENDATION: Review the survey responses and the Board may accept and file the results. The Program Administrators additionally recommend conducting an annual survey of all service providers using the same questions to maintain consistency and compare responses from prior years.

FISCAL IMPACT: No financial impact is expected.

BACKGROUND: SCORE periodically requests Members’ satisfaction with its service providers by asking members to rate the overall value of SCORE programs and services. At the October 2021 Long Range Planning meeting members were notified that a survey of SCORE’s Service Providers would be sent out during the month of November and closed in January so the results would be presented at the January 2022 meeting.

A satisfaction survey of current Service Providers—Alliant Insurance Services, Gilbert Associates, Inc., York Risk Services and DKF Risk Services—through Survey Monkey was sent to all SCORE members in an effort to receive feedback regarding these service providers. This year each provider was evaluated as a separate survey to increase the overall response from members.

ATTACHMENT(S): 2022 SCORE Member Service Provider Survey Responses

2022 SCORE Service Provider Survey Program Administrator

1. Alliant Insurance Services, Inc. is responsive to your needs and concerns, and responds promptly to inquiries and requests (i.e. certificates of insurance, coverage issues, contract review and assistance, recommendations, risk assessments, etc.)

Answer Options	Response Percent	Response Count
Always	70.0%	7
Often or Most of the time	30.0%	3
Sometimes	0.0%	0
Never	0.0%	0
Don't Know or Can't Answer	0.0%	0
Other (please specify)		0
<i>answered question</i>		10
<i>skipped question</i>		0

Respondents

1 Oct 12 2022 09:14 AM

2 Sep 20 2022 07:49 AM

Always very responsive but when staff does not understand certain policies/programs and needs clarification it would be nice to have a more descriptive dialect and not be sent more emails with links to verbiage and insurance jargon we are already not fully understanding.

Delays may occur due to not being completely sure who to ask.

2. Alliant Insurance Services, Inc. maintains good contact and keeps members apprised on all important and pertinent risk management/insurance matters.

Answer Options	Response Percent	Response Count
Meets or Exceeds Expectations	80.0%	8
Sometimes and/or Below Expectations	20.0%	2
Never and/or Does not Meet Expectations	0.0%	0
Don't Know or Can't Answer	0.0%	0
Other (please specify)		0
<i>answered question</i>		10
<i>skipped question</i>		0

3. How do you perceive the knowledge and expertise of Alliant Insurance Services, Inc. staff?

Answer Options	Response Percent	Response Count
Very knowledgeable	90.0%	9
Knowledgeable	10.0%	1
Not Knowledgeable	0.0%	0
Don't Know or Can't Answer	0.0%	0
Other (please specify)		0
<i>answered question</i>		10
<i>skipped question</i>		0

4. Are SCORE Agendas and Minutes sufficient to understand Board of Directors decisions, actions or discussions even if not present at meeting?

Answer Options	Response Percent	Response Count
Always or Most of the time	80.0%	8
Sometimes	20.0%	2
Never	0.0%	0
Don't Know or Can't Answer	0.0%	0
Other (please specify)		0
<i>answered question</i>		10
<i>skipped question</i>		0

Respondents

2021 Responses

Response Percent	Response Count
91.7%	11
8.3%	1
0.0%	0
0.0%	0
0.0%	0
0	0
<i>answered</i>	12
<i>skipped</i>	0

Response Percent	Response Count
100.0%	12
0.0%	0
0.0%	0
0.0%	0
0.0%	0
<i>answered</i>	12
<i>skipped</i>	0

Response Percent	Response Count
83.3%	10
16.7%	2
0.0%	0
0.0%	0
0	0
<i>answered</i>	12
<i>skipped</i>	0

Response Percent	Response Count
100.0%	12
0.0%	0
0.0%	0
0.0%	0
0.0%	0
<i>answered</i>	12
<i>skipped</i>	0

1 Sep 20 2022 07:49 AM

This may be lack of knowledge on my side. With more time, they may become more clear.

5. Appropriate, timely and sufficient information is provided to support the Board of Directors in making informed decisions.

Answer Options	Response Percent	Response Count
Meets or Exceeds Expectations	70.0%	7
Sometimes and/or Below Expectations	20.0%	2
Never and/or Does not Meet Expectations	0.0%	0
Don't Know or Can't Answer	10.0%	1
Other (please specify)		0
<i>answered question</i>		10
<i>skipped question</i>		0

6. Is SCORE properly meeting your insurance (protection) needs and expectations?

Answer Options	Response Percent	Response Count
Meets or Exceeds Expectations	90.0%	9
Sometimes and/or Below Expectations	10.0%	1
Never and/or Does not Meet Expectations	0.0%	0
Don't Know or Can't Answer	0.0%	0
Other (please specify)		0
<i>answered question</i>		10
<i>skipped question</i>		0

7. The SCORE website contains timely and useful information?

Answer Options	Response Percent	Response Count
Meets or Exceeds Expectations	40.0%	4
Sometimes and/or Below Expectations	20.0%	2
Never and/or Does not Meet Expectations	0.0%	0
Don't Know or Can't Answer	40.0%	4
Other (please specify)		0
<i>answered question</i>		10
<i>skipped question</i>		0

Respondents

1 Sep 20 2022 07:49 AM

I don't recall ever reviewing the website. However, I will now do so.

8. How would you rate your overall satisfaction with Alliant Insurance Services, Inc. as the program administrator?

Answer Options	Response Percent	Response Count
Very Satisfied	80.0%	8
Somewhat Satisfied	20.0%	2
Neutral	0.0%	0
Somewhat Dissatisfied	0.0%	0
Very Dissatisfied	0.0%	0
Don't Know or Can't Answer	0.0%	0
Other (please specify)		0
<i>answered question</i>		10
<i>skipped question</i>		0

9. Do you have any comments or suggestions not covered by this survey? If yes, and would like to share, please enter them in the box below:

Answer Options	Response Count
	7
<i>answered question</i>	1
<i>skipped question</i>	6

Response Percent	Response Count
83.3%	10
16.7%	2
0.0%	0
0.0%	0
0.0%	0
<i>answered</i>	12
<i>skipped</i>	0

Response Percent	Response Count
100.0%	12
0.0%	0
0.0%	0
0.0%	0
0.0%	0
<i>answered</i>	12
<i>skipped</i>	0

Response Percent	Response Count
79.2%	8
20.8%	1
0.0%	0
0.0%	0
0.0%	0
<i>answered</i>	9
<i>skipped</i>	0

Response Percent	Response Count
100.0%	12
0.0%	0
0.0%	0
0.0%	0
0.0%	0
0.0%	0
0.0%	0
<i>answered</i>	12
<i>skipped</i>	0

	Response Count
	7
<i>answered</i>	1
<i>skipped</i>	6

2022 SCORE Service Provider Survey Accounting - Gilbert

1. Gilbert Associates, Inc. provides timely and accurate financial information for SCORE Board Members and Staff?

Answer Options	Response Percent	Response Count
Often or Most of the time	83.3%	5
Sometimes	0.0%	0
Never	0.0%	0
Don't Know or Can't Answer	16.7%	1
Other (please specify)		0
<i>answered question</i>		6
<i>skipped question</i>		0

2. Gilbert Associates, Inc. helps SCORE maintain effective internal controls over financial transactions and reporting

Answer Options	Response Percent	Response Count	% W/out Don't/Can't Answer
Often or Most of the time	100.0%	6	100.0%
Sometimes	0.0%	0	0.0%
Never	0.0%	0	0%
Don't Know or Can't Answer	0.0%	0	0%
Other (please specify)		0	0%
<i>answered question</i>		6	8
<i>skipped question</i>		0	

3. Gilbert Associates, Inc. exhibits expertise with risk pools and provides valuable input in regards to financial issues that are relevant to SCORE and its members

Answer Options	Response Percent	Response Count	% W/out Don't/Can't Answer
Often or Most of the time	83.3%	5	100.0%
Sometimes	0.0%	0	0.0%
Never	0.0%	0	0%
Don't Know or Can't Answer	16.7%	1	0%
Other (please specify)		0	0%
<i>answered question</i>		6	6
<i>skipped question</i>		0	

4. Gilbert Associates, Inc. displays professionalism in its interactions with SCORE Board Members and Staff

Answer Options	Response Percent	Response Count
Often or Most of the time	100.0%	6
Sometimes	0.0%	0
Never	0.0%	0
Don't Know or Can't Answer	0.0%	0
Other (please specify)		0
<i>answered question</i>		6
<i>skipped question</i>		0

5. Gilbert Associates, Inc. responds promptly and timely to payment and reimbursement requests from SCORE members and vendors.

Answer Options	Response Percent	Response Count	% W/out Don't/Can't Answer
Often or Most of the time	66.7%	4	75.0%
Sometimes	16.7%	1	25.0%
Never	0.0%	0	0%
Don't Know or Can't Answer	16.7%	1	0%

2021 Responses

Response Percent	Response Count
100.0%	9
0.0%	0
0.0%	0
0.0%	0
0.0%	0
0.0%	0
<i>answered</i>	9
<i>skipped</i>	0

Response Percent	Response Count
100.0%	8
0.0%	0
0.0%	0
0.0%	0
0.0%	0
0.0%	0
<i>answered</i>	8
<i>skipped</i>	0

Response Percent	Response Count
100.0%	9
0.0%	0
0.0%	0
0.0%	0
0.0%	0
0.0%	0
<i>answered</i>	9
<i>skipped</i>	0

Response Percent	Response Count
100.0%	9
0.0%	0
0.0%	0
0.0%	0
0.0%	0
0.0%	0
<i>answered</i>	9
<i>skipped</i>	0

Response Percent	Response Count
100.0%	8
0.0%	0
0.0%	0
0.0%	0

Other (please specify)	0	0%
<i>answered question</i>	6	6
<i>skipped question</i>	0	
6. I am satisfied with the accounting services provided by Gilbert Associates, Inc. to SCORE		
Answer Options	Response Percent	Response Count
Often or Most of the time	100.0%	6
Sometimes	0.0%	0
Never	0.0%	0
Don't Know or Can't Answer	0.0%	0
Other (please specify)		0
<i>answered question</i>		6
<i>skipped question</i>		0
7. Do you have any comments or suggestions not covered by this survey? If yes, and would like to share, please enter them in the box below:		
Answer Options	Response Count	
	0	
<i>answered question</i>		0
<i>skipped question</i>		6

0.0%	0
<i>answered</i>	8
<i>skipped</i>	0
Response Percent	Response Count
100.0%	8
0.0%	0
0.0%	0
0.0%	0
0.0%	0
0.0%	0
<i>answered</i>	8
<i>skipped</i>	0
Response Count	
0	
<i>answered</i>	0
<i>skipped</i>	9

2022 SCORE Service Provider Survey Loss Prevention/Training Program Services

1. DKF Solutions Group is responsive to requests for assistance.

Answer Options	Response Percent	Response Count
Often or Most of the time	85.7%	6
Sometimes	14.3%	1
Never	0.0%	0
Don't Know or Can't Answer	0.0%	0
Other (please specify)		0
<i>answered question</i>		7
<i>skipped question</i>		0
Respondents		
1 Oct 6 2022 2:29 PM	I don't see them as much as we used to.	

2. Are the subjects of training provided by DKF Solutions Group valuable?

Answer Options	Response Percent	Response Count
Often or Most of the time	100.0%	7
Sometimes	0.0%	0
Never	0.0%	0
Don't Know or Can't Answer	0.0%	0
Other (please specify)		0
<i>answered question</i>		7
<i>skipped question</i>		0

3. Do the inspections/visits completed by DKF Solutions Group provide value?

Answer Options	Response Percent	Response Count
Often or Most of the time	100.0%	7
Sometimes	0.0%	0
Never	0.0%	0
Don't Know or Can't Answer	0.0%	0
Other (please specify)		0
<i>answered question</i>		7
<i>skipped question</i>		0

4. Is the frequency of DKF Solutions Group inspections/visits adequate?

Answer Options	Response Percent	Response Count
Agree	71.4%	5
Somewhat Agree	14.3%	1
Neutral	14.3%	1
Somewhat Disagree	0.0%	0
Disagree	0.0%	0
Other (please specify)		0
<i>answered question</i>		7
<i>skipped question</i>		0
Respondents		
1 Oct 6 2022 2:29 PM	See 1, above.	

5. DKF Solutions Group exhibits expertise with risk pools and provides valuable input in regards to risk and safety issues that are relevant to SCORE and its members.

Answer Options	Response Percent	Response Count
Agree	100.0%	7
Somewhat Agree	0.0%	0
Neutral	0.0%	0
Somewhat Disagree	0.0%	0
Disagree	0.0%	0
Other (please specify)		0

2021 Responses

Response Percent	Response Count
100.0%	9
0.0%	0
0.0%	0
0.0%	0
0.0%	0
0.0%	0
<i>answered</i>	9
<i>skipped</i>	0

Response Percent	Response Count
90.0%	9
10.0%	1
0.0%	0
0.0%	0
0.0%	0
<i>answered</i>	9
<i>skipped</i>	0

Response Percent	Response Count
75.0%	7
25.0%	2
0.0%	0
0.0%	1
0.0%	0
<i>answered</i>	10
<i>skipped</i>	0

Response Percent	Response Count
70.0%	7
20.0%	2
10.0%	1
0.0%	0
0.0%	0
0.0%	0
<i>answered</i>	10
<i>skipped</i>	0

Response Percent	Response Count
90.0%	9
0.0%	0
10.0%	1
0.0%	0
0.0%	0
0.0%	0

<i>answered question</i>	7
<i>skipped question</i>	0

6. How would you rate your overall satisfaction with DKF Solutions Group as the Loss Prevention specialist?

Answer Options	Response Percent	Response Count
Very Satisfied	100.0%	7
Somewhat Satisfied	0.0%	0
Neutral	0.0%	0
Somewhat Dissatisfied	0.0%	0
Dissatisfied	0.0%	0
Don't Know or Can't Answer	0.0%	0
Other (please specify)		0
<i>answered question</i>		7
<i>skipped question</i>		0

7. Do you have any comments or suggestions not covered by this survey? If yes, and would like to share, please enter them in the box below:

Answer Options	Response Count
	0
<i>answered question</i>	0
<i>skipped question</i>	7

<i>answered</i>	10
<i>skipped</i>	0

Response Percent	Response Count
80.0%	8
10.0%	1
10.0%	1
0.0%	0
0.0%	0
0.0%	0
0.0%	0
0.0%	0
<i>answered</i>	10
<i>skipped</i>	0

	Response Count
	0
<i>answered</i>	0
<i>skipped</i>	10

2022 SCORE - Sedgwick Liability Claims Adjusting Survey

1. Are responses to the initial claim notice timely?

Answer Options	Response Percent	Response Count
Always	55.6%	5
Most of the time	33.3%	4
Sometimes	0.0%	0
Never	0.0%	0
Other (please specify)		0
<i>answered question</i>		9
<i>skipped question</i>		0

2. Are the reports and other information provided to you useful in determining how to resolve your claims?

Answer Options	Response Percent	Response Count
Always	44.4%	4
Most of the time	55.6%	5
Sometimes	0.0%	0
Never	0.0%	0
Other (please specify)		0
<i>answered question</i>		9
<i>skipped question</i>		0

3. Is the claims adjuster professional in their dealings with City employees and the general public?

Answer Options	Response Percent	Response Count
Always	44.4%	4
Most of the time	55.6%	5
Sometimes	0.0%	0
Never	0.0%	0
Other (please specify)		0
<i>answered question</i>		9
<i>skipped question</i>		0

4. Are the claims adjusting personnel sufficiently experienced?

Answer Options	Response Percent	Response Count
Highly Agree	22.2%	2
Agree	44.4%	4
Neutral	33.3%	3
Disagree	0.0%	0
Strongly Disagree	0.0%	0
Other		0
<i>answered question</i>		9
<i>skipped question</i>		0

5. Are phone calls returned in a timely manner?

Answer Options	Response Percent	Response Count
Always	33.3%	3
Most of the time	33.3%	3
Sometimes	33.3%	3
Never	0.0%	0
Other (please specify)		0
<i>answered question</i>		9
<i>skipped question</i>		0

6. Do the claims reserves established seem appropriate?

Answer Options	Response Percent	Response Count
Highly Agree	22.2%	2
Agree	22.2%	2
Neutral	55.6%	5
Disagree	0.0%	0
Strongly Disagree	0.0%	0
Other		0
<i>answered question</i>		9
<i>skipped question</i>		0

2021 Responses

Response Percent	Response Count
55.6%	5
33.3%	3
11.1%	1
0.0%	0
	0
<i>answered</i>	9
<i>skipped</i>	0

Response Percent	Response Count
33.3%	3
55.6%	5
11.1%	1
0.0%	0
	0
<i>answered</i>	9
<i>skipped</i>	0

Response Percent	Response Count
66.7%	6
22.2%	2
11.1%	1
0.0%	0
	0
<i>answered</i>	9
<i>skipped</i>	0

Response Percent	Response Count
44.4%	4
44.4%	4
11.1%	1
0.0%	0
0.0%	0
	0
<i>answered</i>	9
<i>skipped</i>	0

Response Percent	Response Count
55.6%	5
33.3%	3
11.1%	1
0.0%	0
	0
<i>answered</i>	9
<i>skipped</i>	0

Response Percent	Response Count
33.3%	3
66.7%	6
0.0%	0
0.0%	0
0.0%	0
	0
<i>answered</i>	9
<i>skipped</i>	0

7. Are claim payments made in a timely manner?

Answer Options	Response Percent	Response Count
Always	44.4%	4
Most of the time	44.4%	4
Sometimes	11.1%	1
Never	0.0%	0
Other (please specify)		0
<i>answered question</i>		9
<i>skipped question</i>		0

8. Do you feel medical and/or legal expenses monitored and controlled?

Answer Options	Response Percent	Response Count
Highly Agree	22.2%	2
Agree	33.3%	3
Neutral	44.4%	4
Disagree	0.0%	0
Strongly Disagree	0.0%	0
Other		0
<i>answered question</i>		9
<i>skipped question</i>		0

9. Does the claims adjuster effectively manage the claims process?

Answer Options	Response Percent	Response Count
Highly Agree	22.2%	2
Agree	44.4%	4
Neutral	22.2%	2
Disagree	11.1%	1
Strongly Disagree	0.0%	0
Other		0
<i>answered question</i>		9
<i>skipped question</i>		0

10. Are the claims summaries provided in the closed session sufficient to make informed decisions?

Answer Options	Response Percent	Response Count
Highly Agree	22.2%	2
Agree	55.6%	5
Neutral	22.2%	2
Disagree	0.0%	0
Strongly Disagree	0.0%	0
Other		0
<i>answered question</i>		9
<i>skipped question</i>		0

11. Do you have any comments or suggestions not covered by this survey? If yes, and would like to share, please enter them in the box below:

Answer Options	Response Percent	Response Count
		1
<i>answered question</i>		1
<i>skipped question</i>		8

Respondents

1 Oct 12 2022 09:06 AM

an updated detailed list of emails/contacts on whom to email claim forms annually would be very helpful (Sedqwick)

Response Percent	Response Count
44.4%	4
55.6%	5
0.0%	0
0.0%	0
	0
<i>answered</i>	9
<i>skipped</i>	0

Response Percent	Response Count
33.3%	3
55.6%	5
11.1%	1
0.0%	0
0.0%	0
0.0%	0
	0
<i>answered</i>	9
<i>skipped</i>	0

Response Percent	Response Count
33.3%	3
66.7%	6
0.0%	0
0.0%	0
0.0%	0
	0
<i>answered</i>	9
<i>skipped</i>	0

Response Percent	Response Count
33.3%	3
66.7%	6
0.0%	0
0.0%	0
0.0%	0
	0
<i>answered</i>	9
<i>skipped</i>	0

Response Percent	Response Count
	1
<i>answered</i>	1
<i>skipped</i>	8

2022 SCORE - Sedgwick Workers' Compensation Claims Adjusting Survey

1. Are responses to the initial claim notice timely?

Answer Options	Response Percent	Response Count
Always	50.0%	4
Most of the time	37.5%	3
Sometimes	12.5%	1
Never	0.0%	0
Other (please specify)		0
<i>answered question</i>		8
<i>skipped question</i>		0

2. Are the reports and other information provided to you useful in determining how to resolve your claims?

Answer Options	Response Percent	Response Count
Always	50.0%	4
Most of the time	37.5%	3
Sometimes	12.5%	1
Never	0.0%	0
Other (please specify)		0
<i>answered question</i>		8
<i>skipped question</i>		0

3. Is the claims adjuster professional in their dealings with City employees and the general public?

Answer Options	Response Percent	Response Count
Always	75.0%	6
Most of the time	25.0%	2
Sometimes	0.0%	1
Never	0.0%	0
Other (please specify)		0
<i>answered question</i>		8
<i>skipped question</i>		0

4. Are the claims adjusting personnel sufficiently experienced?

Answer Options	Response Percent	Response Count
Highly Agree	50.0%	4
Agree	37.5%	3
Neutral	0.0%	0
Disagree	12.5%	1
Strongly Disagree	0.0%	0
Other		0
<i>answered question</i>		8
<i>skipped question</i>		0

5. Are phone calls returned in a timely manner?

Answer Options	Response Percent	Response Count
Always	37.5%	3
Most of the time	37.5%	3
Sometimes	25.0%	2
Never	0.0%	0
Other (please specify)		0
<i>answered question</i>		8
<i>skipped question</i>		0

6. Do the claims reserves established seem appropriate?

Answer Options	Response Percent	Response Count
Highly Agree	12.5%	1
Agree	50.0%	4
Neutral	25.0%	2
Disagree	12.5%	1
Strongly Disagree	0.0%	0
Other		0
<i>answered question</i>		8
<i>skipped question</i>		0

7. Are claim payments made in a timely manner?

2021 Responses

Response Percent	Response Count
50.0%	6
41.7%	5
8.3%	1
0.0%	0
	0

answered 12
skipped 0

Response Percent	Response Count
41.7%	5
50.0%	6
8.3%	1
0.0%	0
	0

answered 12
skipped 0

Response Percent	Response Count
83.3%	10
8.3%	1
8.3%	1
0.0%	0
	0

answered 12
skipped 0

Response Percent	Response Count
50.0%	6
41.7%	5
8.3%	1
0.0%	0
0.0%	0
	0

answered 12
skipped 0

Response Percent	Response Count
66.7%	8
16.7%	2
16.7%	2
0.0%	0
	0

answered 12
skipped 0

Response Percent	Response Count
25.0%	3
66.7%	8
8.3%	1
0.0%	0
0.0%	0
	0

answered 12
skipped 0

Answer Options	Response Percent	Response Count
Always	50.0%	4
Most of the time	37.5%	3
Sometimes	0.0%	0
Never	12.5%	1
Other (please specify)		0
<i>answered question</i>		8
<i>skipped question</i>		0

8. Do you feel medical and/or legal expenses monitored and controlled?

Answer Options	Response Percent	Response Count
Highly Agree	37.5%	3
Agree	25.0%	2
Neutral	25.0%	2
Disagree	0.0%	0
Strongly Disagree	12.5%	1
Other		0
<i>answered question</i>		8
<i>skipped question</i>		0

9. Does the claims adjuster effectively manage the claims process?

Answer Options	Response Percent	Response Count
Highly Agree	37.5%	3
Agree	25.0%	2
Neutral	25.0%	2
Disagree	0.0%	0
Strongly Disagree	12.5%	1
Other		0
<i>answered question</i>		8
<i>skipped question</i>		0

10. Are the claims summaries provided in the closed session sufficient to make informed decisions?

Answer Options	Response Percent	Response Count
Highly Agree	25.0%	2
Agree	62.5%	5
Neutral	12.5%	1
Disagree	0.0%	0
Strongly Disagree	0.0%	0
Other		0
<i>answered question</i>		8
<i>skipped question</i>		0

11. Do you have any comments or suggestions not covered by this survey? If yes, and would like to

Answer Options	Response Percent	Response Count
		2
<i>answered question</i>		2
<i>skipped question</i>		6

Respondents

1 Sep 20 2022 07:44 AM Ariel is great to work with!

2 Sep 19 2022 10:27 AM Sedgwick, does not effectively manage open claims, which cause the member to gain WC experience.

Response Percent	Response Count
58.3%	7
41.7%	5
0.0%	0
0.0%	0
	0
<i>answered</i>	12
<i>skipped</i>	0

Response Percent	Response Count
33.3%	4
50.0%	6
16.7%	2
0.0%	0
0.0%	0
	0
<i>answered</i>	12
<i>skipped</i>	0

Response Percent	Response Count
41.7%	5
41.7%	5
16.7%	2
0.0%	0
0.0%	0
	0
<i>answered</i>	12
<i>skipped</i>	0

Response Percent	Response Count
33.3%	4
58.3%	7
8.3%	1
0.0%	0
0.0%	0
	0
<i>answered</i>	12
<i>skipped</i>	0

Response Percent	Response Count
	0
<i>answered</i>	0
<i>skipped</i>	12

2022 SCORE Service Provider Survey SCORE JPA Satisfaction

1. How well does SCORE effectively manage its member's issues?

Answer Options	Response Percent	Response Count
Effectively	87.5%	7
Somewhat Effectively	12.5%	1
Neutral	0.0%	0
Somewhat Ineffectively	0.0%	0
Ineffectively	0.0%	0
Don't Know or Can't Answer	0.0%	0
Other (please specify)	0.0%	0
<i>answered question</i>		8
<i>skipped question</i>		0

2. Do Board meetings provide value to you as a SCORE member?

Answer Options	Response Percent	Response Count
Agree	75.0%	6
Somewhat Agree	25.0%	2
Neutral	0.0%	0
Somewhat Disagree	0.0%	0
Disagree	0.0%	0
Other (please specify)		0
<i>answered question</i>		10
<i>skipped question</i>		0

3. How is SCORE perceived by your City's Leadership as providing value to your City?

Answer Options	Response Percent	Response Count	% W/out Don't/Can't Answer
Meets or Exceeds Expectations	87.5%	7	100.0%
Sometimes and/or Below Expectations	0.0%	0	0.0%
Never and/or Does not Meet Expectations	0.0%	0	0%
Don't Know or Can't Answer	12.5%	1	0%
Other (please specify)		0	0%
<i>answered question</i>		8	8
<i>skipped question</i>		0	

Respondents

1 Oct 06 2022 02:20 PM I think our City Council is completely unaware of SCORE

4. ERMA Members: Evaluate the counsel provided by the EPL Hotline.

Answer Options	Response Percent	Response Count	% W/out Don't/Can't Answer
Meets or Exceeds Expectations	37.5%	3	100%
Sometimes and/or Below Expectations	0.0%	0	0%
Never and/or Does not Meet Expectations	0.0%	0	0%
Don't Know or Can't Answer	62.5%	5	0%
Other (please specify)		0	0%
<i>answered question</i>		8	8
<i>skipped question</i>		0	

Respondents

1 Oct 06 2022 02:20 PM We have never called them.

5. Does SCORE sponsored training meet or exceed your expectations?

Answer Options	Response Percent	Response Count
Meets or Exceeds Expectations	75.0%	6

2021 Responses

Response Percent	Response Count
100.0%	10
0.0%	0
0.0%	0
0.0%	0
0.0%	0
0.0%	0
0.0%	0
0.0%	0
<i>answered</i>	10
<i>skipped</i>	0

Response Percent	Response Count
90.0%	9
10.0%	1
0.0%	0
0.0%	0
0.0%	0
0.0%	0
0.0%	0
<i>answered</i>	10
<i>skipped</i>	0

Response Percent	Response Count
100.0%	8
0.0%	0
0.0%	0
0.0%	0
0.0%	0
0.0%	0
<i>answered</i>	8
<i>skipped</i>	0

Response Percent	Response Count
60.0%	3
40.0%	1
0.0%	0
0.0%	0
0.0%	0
<i>answered</i>	4
<i>skipped</i>	0

Response Percent	Response Count
100.0%	10

Sometimes and/or Below Expectations	12.5%	1
Never and/or Does not Meet Expectations	0.0%	0
Don't Know or Can't Answer	12.5%	1
Other (please specify)		0
<i>answered question</i>		8
<i>skipped question</i>		0

6. Is SCORE properly meeting your insurance (protection) needs and expectations?

Answer Options	Response Percent	Response Count
Meets or Exceeds Expectations	100.0%	8
Sometimes and/or Below Expectations	0.0%	0
Never and/or Does not Meet Expectations	0.0%	0
Don't Know or Can't Answer	0.0%	0
Other (please specify)		0
<i>answered question</i>		8
<i>skipped question</i>		0

7. How would you rate the level of risk control services you currently receive by SCORE?

Answer Options	Response Percent	Response Count
Meets or Exceeds Expectations	100.0%	8
Sometimes and/or Below Expectations	0.0%	0
Never and/or Does not Meet Expectations	0.0%	0
Don't Know or Can't Answer	0.0%	0
Other (please specify)		0
<i>answered question</i>		8
<i>skipped question</i>		0

8. How is SCORE meeting your risk control service needs?

Answer Options	Response Percent	Response Count
Meets or Exceeds Expectations	100.0%	8
Sometimes and/or Below Expectations	0.0%	0
Never and/or Does not Meet Expectations	0.0%	0
Don't Know or Can't Answer	0.0%	0
Other (please specify)		0
<i>answered question</i>		8
<i>skipped question</i>		0

9. Overall, how would your rate SCORE as an organization?

Answer Options	Response Percent	Response Count
Meets or Exceeds Expectations	100.0%	8
Sometimes and/or Below Expectations	0.0%	0
Never and/or Does not Meet Expectations	0.0%	0
Don't Know or Can't Answer	0.0%	0
Other (please specify)		0
<i>answered question</i>		8
<i>skipped question</i>		0

10. How would you rate your overall satisfaction with the services provided by the SCORE JPA?

Answer Options	Response Percent	Response Count
Very Satisfied	100.0%	8
Somewhat Satisfied	0.0%	0
Neutral	0.0%	0
Somewhat Dissatisfied	0.0%	0
Very Dissatisfied	0.0%	0

0.0%	0
0.0%	0
0.0%	0
0.0%	0
<i>answered</i>	10
<i>skipped</i>	0

Response Percent	Response Count
70.0%	7
30.0%	3
0.0%	0
0.0%	0
0.0%	0
<i>answered</i>	10
<i>skipped</i>	0

Response Percent	Response Count
80.0%	8
20.0%	2
0.0%	0
0.0%	0
0.0%	0
<i>answered</i>	10
<i>skipped</i>	0

Response Percent	Response Count
90.0%	9
10.0%	1
0.0%	0
0.0%	0
0.0%	0
<i>answered</i>	10
<i>skipped</i>	0

Response Percent	Response Count
100.0%	10
0.0%	0
0.0%	0
0.0%	0
0.0%	0
<i>answered</i>	10
<i>skipped</i>	0

Response Percent	Response Count
90.0%	9
10.0%	1
0.0%	0
0.0%	0
0.0%	0

Don't Know or Can't Answer	0.0%	0
Other (please specify)		0
<i>answered question</i>		8
<i>skipped question</i>		0

11. Do you have any comments or suggestions not covered by this survey? If yes, and would like to share, please enter them in the box below:

Answer Options	Response Count
	0
<i>answered question</i>	0
<i>skipped question</i>	8

0.0%	0
0.0%	0
<i>answered</i>	10
<i>skipped</i>	0

	Response Count
	1
<i>answered</i>	1
<i>skipped</i>	9

**SOFT TISSUE INJURY PREVENTION
AND RETURN TO WORK EFFORTS
LUNCHTIME PRESENTATION
INFORMATION ITEM**

ISSUE: Don Freeman will present findings and results from his work with other workers' compensation pools and their members.

RECOMMENDATION: None

FISCAL IMPACT: None.

BACKGROUND: Soft tissue injuries due to strain and overexertion are the most common lost time claims for Public Works employees. Understanding the physical requirements of the tasks they perform is essential to understanding whether they are putting employees at risk of injury – not just when they are 25, but when they are 45, too. A Physical Demands Analysis will identify tasks that have physical requirements that only a small percentage of the population can safely perform – this allows an employer to rethink how high-risk tasks are performed. As a bonus, once you know the physical requirements of each task, it will be easier to understand what an injured employee returning to work can safely do within their doctor-prescribed work restrictions.

ATTACHMENTS: Presentation at meeting

**SCORE SCHEDULE OF CONTRACTS
AND RENEWAL DIRECTION
ACTION ITEM**

ISSUE: Several contracts with SCORE service providers are expiring on June 30, 2023.

The key contracts are:

- Alliant Insurance Services – Brokerage, Risk Management & Program Administration
- Sedgwick – Liability Claims Adjusting
- Sedgwick – Workers’ Compensation Claims Management

Members are asked to review and provide direction regarding continuation of services with current providers and/or the need to solicit proposals.

RECOMMENDATION: Review and provide direction regarding upcoming contract renewals.

FISCAL IMPACT: None expected from this item.

BACKGROUND: SCORE’s administrators maintain the attached schedule of contracts to assist in managing the services provided to the group. Alliant has partnered with SCORE to provide key services since the group’s inception. Sedgwick is the successor organization to York and Bragg claim services, ser

ATTACHMENT(S): Schedule of SCORE Contracts

SCORE SCHEDULE OF CONTRACTS

8/15/22 MM

Provider	Service	Action	Duration	Expiration	In File	Signed	Budget 2014-15	Budget 2015-16	Budget 2016-17	Budget 2017-18	Budget 2018-19	Budget 2019-20	Budget 2020-21	Budget 2021-22	Budget 2022-23	Budget 2023-24	Budget 2024-25	Budget 2025-26	Budget 2026-27
Alliant Insurance Services, Inc.	Brokerage, Risk Management & Program Administration	Extension	5 Year	6/30/2023	Yes	Yes	\$ 221,818	\$ 233,043	\$ 238,873	\$ 244,845	\$ 263,209	\$ 268,473	\$ 273,842	\$ 279,319	\$ 284,905				
ACI	Employee Assistance Program	Extension	2 year	9/1/2024	Yes	Yes	\$ 8,991	\$ 9,855	\$ 9,729	\$ 9,369	\$ 13,824	\$ 13,824	\$ 13,824	\$ 13,824	\$ 12,016	\$ 12,016			
Bickmore Actuary	Acutary	Agreement	1 year	6/30/2025	Yes	Yes	\$ 10,000	\$ 10,000	\$ 10,000	\$ 10,600	\$ 10,860	13,820	\$ 14,160	\$14,500	\$ 14,880	\$ 15,260	\$ 15,640		
Chandler Investment Management	Investment Management (Chandler Asset Management)	Renewal	Until Canceled	U/C	YES	NO	\$ 14,600	\$ 14,600	\$ 14,600	\$ 15,000	\$ 14,500	\$ 14,500	\$ 14,500	\$ 14,500	\$ 14,500				
Crowe, Horwath	Financial Auditing	None	1 year	6/30/2020	Yes	Yes	\$ 20,300	\$ 20,300	\$ 20,300	\$ 20,300	\$ 21,500	\$ 22,100							
DKF	Safety & Risk Control	Proposal	3 year	6/30/2025	Yes	Yes	\$ 75,000	\$ 95,000	\$ 100,000	\$ 105,000	\$ 105,000	\$ 105,000	\$ 110,000	\$ 110,000	\$ 110,000	\$ 115,000	115,000	\$ 115,000	\$ 120,000
Farley	WC Claims Auditor (completed for prior year ending with odd number but actually done/paid every fiscal year that ends with an even number year) e.g. YE 6-30-19 would be done and paid during FY 19-20	Agreement	1 year	6/30/2018	Yes		N/A	\$ 10,000		\$ 7,500	N/A	Not chosen by BOD	N/A		N/A				
Gibbons & Conley, Attorneys at Law	Legal	Renewal	3 Year	6/30/2023	Yes	Signed by Pres	\$ 10,000	\$ 7,000	\$ 7,000	\$ 7,000	\$ 7,000	\$ 7,000	\$ 7,000	\$ 7,000	\$ 7,000				
Gilbert & Associates	Financial Accounting & Consulting	Renewal	3 year	6/30/2025	Yes	Yes	\$ 51,000	\$ 51,000	\$ 52,800	\$ 52,800	\$ 56,000	\$ 58,000	\$ 60,000	\$ 62,000	\$ 66,000	\$ 68,000	\$ 70,000		
Lexipol	Lexipol	Renewal	3 year	7/1/2023	Yes	Signed by Pres	\$ 25,000	\$ 20,000	\$ 21,873	\$ 25,685	\$ 27,468	\$ 27,468	\$ 28,290	\$ 29,139	\$ 30,914				
Maze Associates	Financial Auditing		3 year	7/1/2024								\$ 21,220	\$ 22,069	\$ 22,952	\$ 23,870	\$ 24,825			
North Bay Associates (WC Auditor)	WC Claims Auditor (completed for prior year ending with odd number but actually done/paid every fiscal year that ends with an even number year) e.g. YE 6-30-19 would be done and paid during FY 19-20	Need Agreement to be signed	1 year	7/2/2022	NO	NO					N/A	\$ 7,600	N/A	\$ 8,000	N/A		N/A		
RMS	GL Claims Auditor (completed for prior year ending with even number but actually done/paid every fiscal year that ends with an odd number year) e.g. YE 6-30-20 would be done and paid during FY 20-21	Renewal?	1 year	7/3/2022	s	no	N/A	\$ 2,950	\$ 2,950	N/A	\$ 2,950	N/A	\$ 3,100	N/A	Ask for pricing	N/A			
Vector Solutions (formerly Target Solutions)	Training Resources	Addendum to Agreement	3 year	11/3/2023	Yes	Yes	\$ 25,000	\$ 25,000	\$ 25,000	\$ 25,157	\$ 25,157	\$ 25,157	\$ 26,415	\$ 27,736	\$ 29,122				
Sedgwick	Liability Claims Adjusting & Administrative	Amendment	3 year	6/30/2023	Yes	Yes	\$ 97,500	\$ 97,500	\$ 97,500	\$ 99,450	\$ 114,750	\$ 116,740	\$ 81,152	\$ 83,587	\$ 86,095				
Sedgwick	Workers' Compensation Claims Management	Renewal	3 year	6/30/2023	Yes	Yes	\$ 105,582	\$ 100,510	\$ 100,510	\$ 100,510	\$ 111,715	\$ 112,730	\$ 103,555	\$ 104,590	\$ 105,635				
Company Nurse - contract thru LAWCX	Reporting Claims (triage first report of claim)	LAWCX	LAWCX	7/7/2022	Proposa	NO	\$ 1,000	\$ 1,000	\$ 1,000										
Occu-Med	Occupational Medical Clinics (Fit for Duty)	none	unknown	7/8/2022	no	no													
U/C = Until Cancelled	In Box means contract has been executed/approved by BOD Orange indicates optional year extensions pricing Yellow indicates contract expiration is soon																		

CLOSED SESSION

PURSUANT TO GOVERNMENT CODE SECTION 54956.95

ACTION ITEM

ISSUE: Pursuant to Government Code Section 54956.95, the Board will hold a Closed Session to discuss the following claims:

****Request for Authority**

1. Liability

- a. SCGA02103A1 - Waller, Russell S v. Live Oak**

2. Workers' Compensation

- a. SCWA-343776 v. City of Susanville**
- b. SCWA-81595 v. City of Susanville**
- c. 4A21110C3CK-0001 v. City of Susanville**

RECOMMENDATION: It is recommended that the Board take action to enter closed session and discuss the agenda items. A report out of closed session will be given.

FISCAL IMPACT: The Fiscal Impact cannot be determined at this time.

BACKGROUND: None

ATTACHMENTS: None



[BACK TO AGENDA](#)

**Small Cities Organized Risk Effort
Board of Directors Meeting
October 28, 2022**

Agenda Item J.

**REPORT FROM CLOSED SESSION
INFORMATION ITEM**

ISSUE: The floor will be open to the Board for discussion.

RECOMMENDATION: None

FISCAL IMPACT: None

BACKGROUND: This item is added to each agenda for any topics or ideas members would like to discuss.

ATTACHMENTS: None.



[BACK TO AGENDA](#)

**Small Cities Organized Risk Effort
Board of Directors Meeting
October 28, 2022**

Agenda Item K.

**ROUNDTABLE DISCUSSION
INFORMATION ITEM**

ISSUE: The floor will be open to the Board for discussion.

RECOMMENDATION: None

FISCAL IMPACT: None

BACKGROUND: This item is added to each agenda for any topics or ideas members would like to discuss.

ATTACHMENTS: None.

INFORMATION ITEMS

INFORMATION ITEM

ISSUE: The following items are being presented as information for SCORE members.

RECOMMENDATION: None. This item is offered as information only.

BACKGROUND: None.

FISCAL IMPACT: None.

ATTACHMENT(S):

PARMA Conference, February 10-March 10, 2023

FY 2022/23 Resource Contact Guide: The Board of Directors is provided a copy of the updated Resource Contact Guide for easy reference in accessing member services and resources.

Glossary of Terms: A Glossary of terms has been created and added to the agenda packet per Member request. This will continue to be included in future Board agenda packets.

RESOURCE CONTACT GUIDE

SERVICE PROVIDERS AND VENDOR MATRIX

TABLE OF CONTENTS

As a member of SCORE, your City/Town has many risk management resources available. This Services Matrix is designed to assist you with identifying and locating these resources.

CONTACT INFORMATION									
Pg. 1-2	Program Service Providers								
Pg. 3	Other Coverage Providers								
Pg. 4-6	Contracted Vendor Services (additional member cost)								
RISK MANAGEMENT SERVICE CATEGORY		PRISM	VECTOR SOLUTIONS	DKF SOLUTIONS	OCCU - MED	APIP	LEXIPOL	ACI EAP	CAL-TIP
Pg. 7	Telephone Hotline - Questions & Guidance			X					
Pg. 7	Hazard & Safety Assessment			X					
Pg. 8	Program/Policy Development	X		X			X		
Pg. 8	Safety Materials/Web-based Courses/Videos	X	X	X					
Pg. 8	On-Site Training	X		X					
Pg. 8	Ergonomic Evaluations			X					
Pg. 9	Risk Management Webinars	X		X		X			
Pg. 9	Employer DMV Pull Notice Program	X							
Pg. 10	Pre-Employment & Fit for Duty Medical Exams				X				
Pg. 10	Employee Assistance Program - Health & Wellness							X	
Pg. 11	Transit Resources (available to CalTIP members)								X

* Services and resources are available at no additional cost, unless specifically noted.



Small Cities Organized Risk Effort
A Joint Powers Authority

RESOURCE CONTACT GUIDE

SERVICE PROVIDERS AND VENDOR MATRIX

PROGRAM SERVICE PROVIDERS			
SERVICE PROVIDERS	CONTACT INFORMATION	SERVICES PROVIDED	
PROGRAM ADMINISTRATION Alliant Insurance Services, Inc. 2180 Harvard Street, Suite 460 Sacramento, CA 95815 Main: (916) 643-2700 Fax: (916) 643-2750 www.alliant.com	Marcus Beverly Office: (916) 643-2704 Cell: (916) 660-2725 Marcus.Beverly@alliant.com Conor Boughey Office: (415) 403-1400 Cell: (415) 744-4889 cboughey@alliant.com Michelle Minnick Office: (916) 643-2715 Michelle.Minnick@alliant.com	<i>JPA MANAGEMENT ISSUES</i> <ul style="list-style-type: none">▪ Governance - policies and procedures, program budget/funding, financial analysis, program management, personnel, contracts, consultants.▪ Coverage - coverage questions, quotations, new members, development of shared risk program coverage agreements, RFPs for services, actuary liaison, excess insurance/additional coverage marketing (Crime coverage, etc.), program development.▪ Risk Management - Insurance Requirements in Contracts (IRIC), third party contract review, hold harmless and indemnification clauses, risk management program planning, RFPs for JPA payment approval of budgeted funds. <i>JPA ADMINISTRATIVE ISSUES</i> <ul style="list-style-type: none">▪ Meetings & Compliance - agendas; minutes; development/maintenance of governing documents, development/interpretation of policies & procedures, JPA state compliance, Form 700, changes in Board members, website updates.▪ Certificates - certificates of coverage, additions/deletions of coverages, special events liability coverage, automobile identification cards, auto/mobile equipment physical damage programs.	MAIN CONTACT Marcus Beverly Michelle Minnick Conor Boughey



Small Cities Organized Risk Effort
A Joint Powers Authority

RESOURCE CONTACT GUIDE

SERVICE PROVIDERS AND VENDOR MATRIX

PROGRAM SERVICE PROVIDERS		
SERVICE PROVIDERS	CONTACT INFORMATION	SERVICES PROVIDED
ACCOUNTING SERVICES Gilbert Associates, INC 701 Howe Avenue, Suite E3 Sacramento, CA 95825 Main: (916) 646-6464 Fax: (916) 929-6836 www.gilbertcpa.com	Kevin Wong, CPA kswong@gilbertcpa.com Jennifer Zraick JZraick@gilbertcpa.com	<ul style="list-style-type: none">▪ Billing, accounting, and financial management
SAFETY AND RISK CONTROL SERVICES DKF Solutions Group, LLC http://www.dkfsolutions.com	David Patzer Office: 707.373.9709 dpatzer@dkfsolutions.com John Balestrini 916.532.5802 jbalestrini@dkfsolutions.com	<ul style="list-style-type: none">▪ Telephone Hotline - Questions & Guidance▪ Hazard & Safety Assessment▪ Program/Policy Development▪ Ergonomic Evaluations▪ On-site Training▪ Safety Materials▪ On-line Streaming Videos▪ Webinars - WC and Liability Risk Management Topics
CLAIMS ADMINISTRATION Sedgwick 1750 Creekside Oaks Drive, Suite 200, Sacramento, CA 95833 Main: (800) 541-4591 Fax: (855) 242-8919 www.sedgwick.com	Amy Whitman - Client Service Director 510-318-4084 Amy.Whitman@Sedgwick.com Devora Brainard-DeLong - Vice President Direct: 951.231.6825 Devora.Brainard@Sedgwick.com Dori Zumwalt - Client Service Director 916-749-5877 Dorienne.zumwalt@Sedgwick.com Summer Simpson – Liability Claims Team Lead (916) 746-6332 summer.simpson@sedgwick.com	<p>Third-Party Workers' Compensation (WC) and Liability Claims Administrator --refer to Sedgwick's <i>Who's Who in Claims</i> for specific Claim Adjuster's contact information.</p> <p>Report New WC Claims via Global Intake or via email 7929SCORE@sedgwick.com</p> <p>Report New Liability Claims to: 7929SCORE@sedgwick.com</p>



Small Cities Organized Risk Effort
A Joint Powers Authority

RESOURCE CONTACT GUIDE

SERVICE PROVIDERS AND VENDOR MATRIX

OTHER COVERAGE PROVIDERS		
SERVICE PROVIDERS	CONTACT INFORMATION	SERVICES PROVIDED
LAWCX Excess Workers' Compensation Coverage Wide variety of risk control services and resources.	http://www.lawcx.org/ Jim Elledge, Executive Director (916) 244-1124 jim.elledge@sedgwick.com Tammy Vitali, WC Program Manager (916) 244-1114 tammy.vitali@sedgwick.com Terrie Norris, Risk Control Services Manager (916) 290-4655 terrie.norris@sedgwick.com Kim Sackett, Board Secretary & Analyst (916) 290-4601 kim.sackett@sedgwick.com	<ul style="list-style-type: none"> Employees can access online training courses by registering online at www.lawcx.org. Video/Webinars – There are over 300 Training videos and over 30 recorded webinars available. Live Webinars are also available Training Tools – Sample Training Matrices, Safety Communications, Safe Practices Guidelines Programs/Forms Comprehensive Sample Programs with implementation guides and Sample Forms Blog – Timely and informational reports from Risk Control Experts Can you Risk It? Liability Exposures- real questions from actual members are answered
PRISM Excess Workers' Compensation Coverage Wide variety of risk control services and resources.	https://www.prismrisk.gov Telephone: (916) 850-7300 Fax: (916) 850-7800 Crisis Incident Management Hotline: (916) 850-7700 Rick Brush , Chief Member Services Officer Maria Williams , Senior Member Services Specialist	<ul style="list-style-type: none"> Risk Control Toolbox https://www.prismrisk.gov/services/risk-control/toolbox/ Training https://www.prismrisk.gov/services/risk-control/training/ Partner Program Services https://www.prismrisk.gov/services/risk-control/partner-programs/
Vector Solutions Web-based training resources available to all city employees.	https://app.targetsolutions.com/auth/index.cfm?action=login.showlogin&customerid=19258&customerpath=score&msg=	<ul style="list-style-type: none"> Web-based Courses Records Management
CJPRMA (California Joint Powers Risk Management Authority) Excess Liability Coverage	http://www.cjprma.org/ Tony Giles - General Manager Office: (925) 290-1316 Email: tony@cjprma.org	<ul style="list-style-type: none"> Training provided on a variety of Liability-related Topics Special Events Coverage Belfor Property Restoration Master Contract



Small Cities Organized Risk Effort
A Joint Powers Authority

RESOURCE CONTACT GUIDE

SERVICE PROVIDERS AND VENDOR MATRIX

<p>Beazley Breach Solutions Risk Management Portal (APIP Members only)</p> <p>Cyber Risk Management Resources</p>	<p>www.beazleybreachsolutions.com</p> <p>Please reach out to Michelle Minnick (Michelle.Minnick@alliant.com) (to get connected to the site. At a minimum, we will need the person's name, the name of their corresponding organization, and their work-issued email addresses (personal email addresses won't work).</p>	<p>The Portal contains a lot of useful cyber risk management information, including best practices, training, response plans, tabletop exercises, and what to do before, during and after a cyber-attack.</p>
<p>CalTIP - California Transit Indemnity Pool</p> <p>Self-insurance program for public transit operators</p>	<p>Terrie Norris, Sedgwick Office: (916) 290-4655 Email: terrie.norris@sedgwick.com Website: http://www.caltiponline.org/</p>	<ul style="list-style-type: none"> Transit Specific Risk Management Resources for Member Cities (Auburn and Dixon)
<p>APIP - Alliant Property Insurance Program</p>	<p>Contact Marcus Beverly, Alliant Insurance Services, for questions.</p>	<ul style="list-style-type: none"> Webinars - Property Risk Management Topics Insured property appraisals <p>Boiler and Machinery coverage and services are provided through member participation in APIP.</p> <p>Coverage includes state required jurisdictional inspections. Contact = David Kear CEA, MBA david_kear@hsb.com Telephone: (860) 722-5231 Fax: (860) 722-5530</p> <p>➤ Useful information specific to equipment care, operating logs and maintenance fact sheets on the website www.hsb.com which has several resources available under the 'Knowledge Center' tab.</p>
<p>Lexipol</p> <p>Law Enforcement and Fire Risk Management</p>	<p>www.lexipol.com</p> <p>Brian Owens Strategic Partnerships Manager Office: (469) 598-0227</p>	<p><i>Master contract with SCORE and included in admin fee</i></p> <ul style="list-style-type: none"> Police Risk Management Policies and Procedures Daily Training Bulletins Fire Dept. Policies & Training* (*additional member cost)

	Mobile: (801) 588-9793 Email: bowens@lexipol.com	
--	---	--



Small Cities Organized Risk Effort
A Joint Powers Authority

RESOURCE CONTACT GUIDE

SERVICE PROVIDERS AND VENDOR MATRIX

CONTRACTED VENDOR SERVICES (additional member cost)		
VENDOR SERVICES	CONTACT INFORMATION	SERVICES PROVIDED
Actuarial Services	Bickmore Actuarial https://www.bickmoreactuarial.net/ Mike Harrington mharrington@bickmoreactuarial.net	<ul style="list-style-type: none">• Reserve Analysis• Cost allocation• Benchmarking Studies• Self-insured Retention Studies
ADA Compliance	Sally Swanson Architects 500 Sansome Street, Suite 410 San Francisco, CA 94111 415.445.3045 https://swanarch.com/	<ul style="list-style-type: none">• Access Training »• Accessibility Master Planning »• Architectural Design Upgrades and Mitigation »• Emergency Preparedness and Response »• Litigation Support and Expert Witness Services »• On-Call Technical Assistance »• Plan Review and Inspection Services »• Physical Access Compliance Survey, Paths of Travel »• Polling Sites Surveys »• Self-Evaluations »• Transition Plans »
ADA Compliance	SZs Consulting Group Sacramento Office 770 L Street, Suite 950 Sacramento, CA 95814 Tel: 916.669.8750 fax: 866.670.4961 Email: info@szs.engineering Website: https://www.szs.engineering/	<ul style="list-style-type: none">• Building Evaluations<ul style="list-style-type: none">• ADA/Access Assessments• ADA Transition Plans & Self-Evaluations, including updates to existing plans• Accessibility Master Plans• Peer Review• Training<ul style="list-style-type: none">• Litigation Assistance



Small Cities Organized Risk Effort
A Joint Powers Authority

RESOURCE CONTACT GUIDE

SERVICE PROVIDERS AND VENDOR MATRIX

CONTRACTED VENDOR SERVICES (additional member cost)

VENDOR SERVICES	CONTACT INFORMATION	SERVICES PROVIDED
Aquatics Risk Management	Total Aquatic Management (TAM) www.totalaquaticmanagement.webs.com Jim Wheeler Office: (510) 523-3155 Email: jim@totalaquaticmanagement.com	<ul style="list-style-type: none"> • Aquatic Safety services • Facility, Staff and Operations Auditing • Certified Pool Operator (CPO) Trainings • Lifeguard and Supervisor Training • Investigation and Expert Witness Services
Arborist	Gordon Mann - Consulting Arborist Mann Made Resources 10556 Combie Road Auburn, CA 95602 Cell: (650) 740-3461 Email: gordon@mannandtrees.com website: https://mannandtrees.com/	<ul style="list-style-type: none"> • Diagnosis of Tree and Landscape Problems • Insect and Disease Identification and Management • Municipal Ordinance Development • Training and Education • Tree Plant Inventories • Tree Protection for Construction Projects • Tree Risk Assessments and Surveys
Arborist	Professional Landscape Solutions 6108 27th Street, Ste. C Sacramento, CA 95822 (916) 424-3815	
Biohazard Remediation & Disinfecting	Forensiclean https://forensiclean.com/ (916) 812-2010 info@forensiclean.com	<ul style="list-style-type: none"> • Biohazard Remediation and Disinfecting Services • Homeless encampment cleanup
Consulting Engineering	California Engineering Company, Inc. 1110 Civic Center Blvd. Ste. 404 Yuba City, CA 95993 Email: Swartz@cecusa.net (530) 751-0952 https://www.cecusa.net/	<ul style="list-style-type: none"> • Civil Engineering • Land Surveying • Grant Funding Procurement • Construction Administration <p><i>Referred by Yuba City for consulting engineering services</i></p>

RESOURCE CONTACT GUIDE

SERVICE PROVIDERS AND VENDOR MATRIX

CONTRACTED VENDOR SERVICES (additional member cost)

VENDOR SERVICES	CONTACT INFORMATION	SERVICES PROVIDED
Cyber Risk Management	https://www.besewersmart.com/score-cyber	<p><i>Free cyber resources for SCORE members</i></p> <ul style="list-style-type: none"> • Minimum Security Standards • Real Time Cyber Threat Map • Water & Wastewater risks and resources
Cybersecurity & Infrastructure Security Agency (CISA) Cyber Resource Hub	https://www.cisa.gov/cyber-resource-hub	Highly recommended federal government site with FREE tools and resources for protecting cities and other critical infrastructure from cyber-attacks.
Driver Assessment & Training Program	<p>Vector Solutions Driver Program</p> <p>https://www.prismrisk.gov/services/risk-control/training/vector-solutions/</p>	<p>PRISM Partner Program</p> <p>This innovative assessment application and 12-course bundle are offered to PRISM members at no additional charge. This cutting-edge interactive program consists of a competency-based assessment, 12 skill-building courses, and 3-dimensional animation.</p>
Drug & Alcohol Testing	<p>Datco Services Corporation</p> <p>https://www.datcoservices.com/ 2280 Grass Valley Highway Suite 232 Auburn, CA 95603 530-268-8101 (800) 95-DATCO (32826)</p>	<ul style="list-style-type: none"> • DOT Employer Compliance • Consulting & Reporting • Training • Administration • Background Checks
Emergency Response Training	<p>Industrial Emergency Council</p> <p>https://iectraining.org/ 1301 Shoreway Road Suite 375 Belmont, CA 94002 Phone: (650) 508-9008</p>	<ul style="list-style-type: none"> • Hazardous Materials Education and Response • Technical Rescue • Confined Space Awareness • Aircraft Rescue & Firefighting (ARFF) • Fire Service Supervision and Management • Incident Command System • Marine Rescue and Vessel Operation • Emergency Response Team (ERT) education



Small Cities Organized Risk Effort
A Joint Powers Authority

RESOURCE CONTACT GUIDE

SERVICE PROVIDERS AND VENDOR MATRIX

CONTRACTED VENDOR SERVICES (additional member cost)

VENDOR SERVICES	CONTACT INFORMATION	SERVICES PROVIDED
Employee Assistance Program	ACI Specialty Benefits Corporation 6480 Weathers Place, Suite 300 San Diego, CA 92121 Main: (800) 932-0034 Fax: (858) 452-7819 www.acieap.com Sasha Abrahms, Account Manager Office: (858) 736-3976 Email: sabrahms@acieap.com	Services offered at an additional cost: <ul style="list-style-type: none"> • Employee Assistance Program (Additional cost to members) Employees and their family members can receive up to three counseling visits per year. The family members do not need to be within the same residence. The visits are considered short-term resolution. If the person needs additional counseling, ACI will help them transition into their private insurance plan. • Legal and Financial Services (Additional cost to members) Employees and their family members have unlimited access to telephonic legal and financial services.
Employment Practices Training	34th Street Consulting https://www.34thstreetconsulting.com/ Gerry Preciado (866) 304-7722	<ul style="list-style-type: none"> • Handling Conflict • Leadership Development • Workplace Culture
Janitorial Services	City Wide Property Services, Inc. https://citywideps.com/ 3054 Gold Canal Drive Rancho Cordova CA 95670 916.714.5929	<ul style="list-style-type: none"> • Pressure Washing • Sweeping • Porter Services • Landscaping • Tech Services
Janitorial Services	Peerless Building Maintenance https://www.peerlessbuildingmaintenance.com/ 4665 Mountain Lakes Blvd. Redding, CA 96003 (530) 222-6369	<ul style="list-style-type: none"> • Janitorial Services • Carpet Cleaning • Window Washing • Pressure Washing • Steam Cleaning



Small Cities Organized Risk Effort
A Joint Powers Authority

RESOURCE CONTACT GUIDE

SERVICE PROVIDERS AND VENDOR MATRIX

CONTRACTED VENDOR SERVICES (additional member cost)

VENDOR SERVICES	CONTACT INFORMATION	SERVICES PROVIDED
Media Relations & Crisis Communication	Cole Pro Media https://www.colepromedia.com/ Laura Cole lc@colepromedia.com 3069 Alamo Dr #122, Vacaville, CA 95687 707.724.8089	<i>Review of videos of critical incidents</i> <ul style="list-style-type: none">• Social post construction and formatting.• Crisis communications, mainly how to address sensitive subjects with grace and transparency.• Proper techniques to work effectively with reporters and the best practices during a crisis.• Critical Incident Videos
Mobile Hearing Testing	Center for Hearing Health https://www.centerforhearinghealth.com/ 530-888-9977 Trent Lubiens trent@centerforhearinghealth.com	<ul style="list-style-type: none">• Mobile Hearing Testing• Noise Survey• Employee Training• Respiratory Protection Program
Pre-employment Medical Services	Occu-Med www.occu-med.com Office: (559) 435-2800	<ul style="list-style-type: none">• Pre-placement Medical Exams• Fitness-For-Duty and Return-To-Work Evaluations• Job Analysis
Property Restoration	BELFOR Property Restoration 3132 Dwight Road, Suite 300 Elk Grove, CA 95758 Grant A. Cody Cell: 916.673.7766 Ph: 916.399.1865 https://www.belfor.com/en/us	<i>Let Belfor know we are a Red Alert customer through Master Contract with CIPRMA for discount and no need for separate agreement.</i> https://www.belfor.com/en/us/solutions/red-alert-program <ul style="list-style-type: none">• Mold, water, fire, storm damage cleanup• Homeless encampment cleanup



Small Cities Organized Risk Effort
A Joint Powers Authority

RESOURCE CONTACT GUIDE

SERVICE PROVIDERS AND VENDOR MATRIX

CONTRACTED VENDOR SERVICES (additional member cost)

VENDOR SERVICES	CONTACT INFORMATION	SERVICES PROVIDED
Sewer Risk Management - Agency	DKF Solutions Group, LLC David Patzer Office: 707.373.9709 Email: dpatzer@dkfsolutions.com Website: http://www.dkfsolutions.com	<ul style="list-style-type: none">Sewer System Risk Management – overflow and system operation compliance resources:https://www.besewersmart.com/score-sssohttps://www.besewersmart.com/ssmp
Sewer Risk Management - Agency	DKF Solutions Group, LLC David Patzer Office: 707.373.9709 Email: dpatzer@dkfsolutions.com Website: http://www.dkfsolutions.com	<i>Free sewer risk management resources for SCORE members</i> <ul style="list-style-type: none">Sewer System Risk Management – overflow and system operation compliance resources:https://www.besewersmart.com/score-sssohttps://www.besewersmart.com/ssmp
Sewer Risk Management - Public	Educational Materials for the Public https://www.besewersmart.com/residents	<i>Free resources for the public to protect themselves</i> <ul style="list-style-type: none">How to assess your riskHow to prevent backflows into your homeTree planting guide and resources
Sidewalk Repair Services	Precision Concrete Cutting www.dontgrind.com Katrina Lynch (916) 847-7346 Klynch@dontgrind.com Joseph Ortega jortega@DontGrind.com	<i>Master contract with SCORE – no need for your own</i> <ul style="list-style-type: none">Sidewalk cutting to repair defectsWill inspect to your specificationsMap defectsRepairs @ \$35 to \$50 per location
Special Events Coverage	Offered Through CJPRMA https://www.cjprma.org/ See Special Events Insurance Button on Home Page	Must register your location and have the renter or applicant use this link for special CJPRMA pricing: http://www.galescreek.com/app/index.cfm?jointpowers=1
Special Events Coverage	Offered Through Alliant Toll Free: 1-800-821-9283 sep@alliant.com	Must sign up for program and then can issue coverage yourself and pay for policies issued on a quarterly basis



Small Cities Organized Risk Effort
A Joint Powers Authority

RESOURCE CONTACT GUIDE SERVICE PROVIDERS AND VENDOR MATRIX

CONTRACTED VENDOR SERVICES (additional member cost)

VENDOR SERVICES	CONTACT INFORMATION	SERVICES PROVIDED
Wildfire Risk Management	Fireline Defense https://www.firelinedefense.com/	<ul style="list-style-type: none">• Wildfire Assessments & Consultation• Fuel Abatement• Firescaping• Structure Hardening• Public Education• Suppression Systems
Wildfire Risk Management	Industrial Emergency Council Mike Crandall mcrandall@iectraining.org 530-852-2641	<ul style="list-style-type: none">• Wildfire Risk Assessments• Buildings & Structures• Wildland Mitigation• Emergency plans and review
Wildfire Risk Management	https://www.besewersmart.com/score-wildfires	<i>Free wildfire resources for SCORE members</i> <ul style="list-style-type: none">• Training videos• AQI Basics• Cal/OSHA Regs & Resources
Workers' Comp First Report Triage	Company Nurse https://www.companynurse.com/	<i>Master contract for SCORE members</i> <ul style="list-style-type: none">• First reporting of Work Comp claims• Nurse triage to appropriate care• Notice to employer, treater and TPA
Workers' Comp Care & Management	Work Health Solutions https://workhealthsolutions.com/ (877) 899-9959	<ul style="list-style-type: none">• Injury Triage• Treatment & Management• On-site and Mobile-Med Services• Near Site Clinics



Small Cities Organized Risk Effort
A Joint Powers Authority

RESOURCE CONTACT GUIDE

SERVICE PROVIDERS AND VENDOR MATRIX

RISK MANAGEMENT SERVICE CATEGORY

Telephone Hot Line Questions/Guidance

DKF SOLUTIONS GROUP

DKF Solutions Group is SCORE's risk control services provider. John Balestrini is your point of contact for risk management questions and guidance.

John Balestrini

Phone: 916.532.5802

Email: jbalestrini@dkfsolutions.com

Website: <http://www.dkfsolutions.com>

Hazard & Safety Assessment

DKF SOLUTIONS GROUP

A comprehensive Hazard & Safety Assessment is completed for each city to help identify risk management strengths and improvement opportunities. The assessment is used as a tool to help prioritize risk management efforts. It includes best practices in the following areas:

- | | | |
|---|---|--|
| 1. Risk Management Program Overview | 12. Emergency Response & Management | 23. Lockout-Tagout |
| 2. Aerial Lift Operations | 13. Employment Practices Liability | 24. Parks & Recreation Operations |
| 3. Aerosol Transmissible Diseases (ATD) Control | 14. Ergonomic Injury Management | 25. Personal Protection Equipment |
| 4. ADA Compliance | 15. Fire Department Operations | 26. Police Department Operations |
| 5. Animal Control Services | 16. Fire Prevention Program | 27. Respiratory Protection Program |
| 6. Automobile & Fleet Liability | 17. Forklifts & Powered Industrial Trucks | 28. Return-to-Work & Transitional Duty |
| 7. Blood Borne Pathogens ECP | 18. Hazard Communication Program | 29. Sewers Liability Management |
| 8. Business Continuity Plan | 19. Hearing Conservation Program | 30. Sidewalks Liability Management |
| 9. Confined Space Entry Program | 20. Heat Illness Prevention Program | 31. Traffic Engineering |
| 10. Contractor Selection & Control | 21. Information Technology | 32. Trenching & Excavation Operations |
| 11. Contractual Transfer of Risk | 22. Injury & Illness Prevention Program | 33. Urban Forest Management |
| | | 34. Work Zone Safety |



Small Cities Organized Risk Effort
A Joint Powers Authority

RESOURCE CONTACT GUIDE

SERVICE PROVIDERS AND VENDOR MATRIX

Program & Policy Development	<p>DKF SOLUTIONS GROUP Our risk control service includes assistance with the development and implementation of Cal/OSHA required written programs such as Injury & Illness Prevention Program, Hazard Communication Program, Aerosol Transmissible Diseases Procedures for fire and police, Bloodborne Pathogens Exposure Control Plan, etc. Our website also includes sample programs and guides.</p> <p>PRISM (Additional Cost) PRISM loss prevention specialists are available to provide assistance with program development at an additional cost to SCORE members. Contact PRISM directly for assistance.</p> <p>LEXIPOL SCORE members have access to the law enforcement and fire risk management policies offered through Lexipol.</p>
On-Site Training	<p>DKF SOLUTIONS GROUP On-site training is available to members on a variety of workers' compensation, liability, and EPL exposures. Training topics include, but are not limited to, Cal/OSHA program requirements, hazard inspections, accident investigation, forklift certification, driver training, sexual harassment, CPR certification, various workplace safety topics, and more. Contact John Balestrini to discuss and schedule on-site training.</p> <p>PRISM PRISM is available to conduct a variety of workers' compensation related safety training at an additional cost to members. Contact Travis Clemmer to discuss available topics and scheduling.</p> <p>CJPRMA Every year CJPRMA conducts up to five regional training workshops throughout California. In the past, topics have included contractual risk transfer, police liability, parks and recreation liability, and sidewalk liability controls. CJPRMA will send the training announcement to Alliant, who will then forward to all SCORE members.</p>



Small Cities Organized Risk Effort
A Joint Powers Authority

RESOURCE CONTACT GUIDE

SERVICE PROVIDERS AND VENDOR MATRIX

Ergonomic Evaluations	<p>DKF SOLUTIONS GROUP</p> <p>DKF Solutions Group is available to conduct office and industrial ergonomic evaluations for all members. Contact John Balestrini to discuss and schedule ergonomic evaluations.</p>
Risk Management Webinars	<p>DKF SOLUTIONS GROUP</p> <p>Throughout the year, DKF risk control staff conducts webinars on a wide range of safety topics such as heat illness prevention, scaffold safety, disaster management, and new safety regulations. Our goal is to communicate relevant safety information in an all-inclusive and cost-effective way. SCORE members will receive webinar announcements via email. The one-hour webinars are recorded and available to view at any time on the DKF Solutions Group website.</p> <p>PRISM</p> <p>PRISM conducts several workers' compensation related webinars throughout the year, which are available to all SCORE members. Contact Travis Clemmer to ensure your city is included in the announcement distribution.</p> <p>APIP</p> <p>SCORE members have access to all APIP property related webinars. Contact Marcus Beverly to ensure your city is included in the announcement distribution.</p>
Employer Pull Notice Program	<p>PRISM & VECTOR SOLUTIONS (Additional cost to members)</p> <p>PRISM and Vector Solutions have partnered with A-Check America to automate your Employer Pull Notice (EPN) program. Using this program, you can electronically monitor your employees' driving records and receive notification within hours of a reportable incident.</p> <p>You can access your driver roster and key data from a dashboard within Target Solutions. This data is accessible only to you and A-Check America and features a summary of the number of drivers added and removed from the system, an overview of the violations and accidents that have occurred, and a breakdown of your employees' license renewal status. For additional information go to www.prismrisk.gov, Services/Loss Prevention/Target Solutions Platform.</p>



Small Cities Organized Risk Effort
A Joint Powers Authority

RESOURCE CONTACT GUIDE

SERVICE PROVIDERS AND VENDOR MATRIX

Pre-Employment Medical Services	<p>OCCU-MED</p> <p>Services offered at an additional cost:</p> <ul style="list-style-type: none">▪ Review of Pre-Placement Medical Exams▪ Job Analysis▪ Maintaining a network of qualified and trained medical providers and medical specialists for necessary exams▪ Conducting job analyses and preparing job profiles and medical examination profiles▪ Providing orientation of client staff in the legal/medical/risk management and human resources aspects of our service▪ Scheduling and harvesting of pre-placement medical exams▪ Organizing and managing return-to-work and fitness-for-duty exams▪ Evaluating medical information in relation to the essential duties of jobs in a legally defensible manner (EXAMQA®)▪ Communicating directly with applicants to obtain the confidential medical information that is needed for clearance for a particular job (RDQA)▪ Developing “Occu-Panels” with a national laboratory that allows for the selection of only those tests for the blood chemistry panel that are compliant with state law for each job class▪ Performing bill review for the medical exams performed by clinics▪ Providing customized services such as OSHA Respirator Questionnaire Evaluations, Bloodborne Pathogen Programs, and clinic trainings
Employee Assistance Program	<p>ACI</p> <p>Services offered at an additional cost:</p> <ul style="list-style-type: none">▪ Employee Assistance Program (Additional cost to members) Employees and their family members can receive up to three counseling visits per year. The family members do not need to be within the same residence. The visits are considered short-term resolution. If the person needs additional counseling, ACI will help them transition into their private insurance plan.▪ Legal and Financial Services (Additional cost to members) Employees and their family members have unlimited access to telephonic legal and financial services.

GLOSSARY OF TERMS

Term	Definition
4850	Labor Code 4850
AB 1234	Ethics Education for Local Officials
AB 1825	Harassment Prevention Training for Supervisors
Active Negligence	The party that was negligent took an active part in doing whatever caused the damage. For example, a city digging a hole and someone falls in
ACV (Actual Cash Value)	The amount equal to the replacement cost minus depreciation of a damaged or stolen property at the time of the loss. It is the actual value for which the property could be sold, which is always less than what it would cost to replace it
Additional Insured	A type of status associated with general liability insurance policies that provides coverage to other individuals/groups that were not initially named. After endorsement, the additional insured will then be protected under the named insurer's policy and can file a claim in the event that they are sued.
Adhesion	When one party has greater power over the other party in drafting the contract (i.e. the provisions of the contract are prepared by one party—the insurer. The other party the insured does not take part in the preparation of the contract)
ATD (Aerosol Transmissible Diseases)	An epidemiologically significant disease that is transmitted via droplet or airborne route
Aggregate	The term used to describe the cumulative amount of all losses for a period of time.
Aggregate Stop Loss	A financial arrangement with a JPA's excess carrier that caps the aggregate to a predetermined limit at which point the excess carrier would "drop down" and pay losses within the JPIA's SIR, or pooled layer
AME (Agreed Upon Medical Examiner)	A medical provider who has been certified by the Division of Workers' Compensation by passing an administrative exam. An AME is selected (or agreed upon) by two parties in order to help resolve a dispute about a WC claim.
Aleatory	An insurance contract is aleatory meaning it is contingent on an uncertain event (a loss) that provides for unequal transfer of value between the parties
ACIP (Alliant Crime Insurance Program)	Program offered by Alliant that created to bring the advantages of group purchase to public entities seeking very broad coverage for illegal acts committed by their employees while on the job.
APIP (Alliant Property Insurance Program)	The largest single property insurance placement in the world. Formed by Alliant Insurance Services in 1993 to meet the unique property insurance needs faced by public entities
ADA (American Disability Act)	A federal law that prohibits discrimination against people with disabilities in employment, transportation, public accommodation, communications, and governmental activities. The ADA also establishes requirements for telecommunications relay services. For the U.S. Equal Employment Opportunity Commission office (EEOC office) in your area, call 1-800-669-4000 or 1-800-669-6820 (TTY).
Assessment company	Providing primarily fire and windstorm insurance for small towns and farmers (charge members a pro rata share of losses at the end of each policy period)
AIS (Associate in Insurance Services)	Professional designation awarded by the Insurance Institute of America (IIA) upon successful completion of four national exams, one specifically designed for this program and the three examinations in the IIA Program in General Insurance

GLOSSARY OF TERMS

AGRIP (Association of Governmental Risk Pools)	A national organization of JPA's and public agency insurance pools. Formed for educational, information gathering and political lobbying purposes. Affiliated with PRIMA
ALCM (Associate in Loss Control Management)	A professional designation earned after the successful completion of five national examinations given by the Insurance Institute of America (IIA).
ARM (Associate in Risk Management)	A nationally recognized educational program for dedicated risk management professionals, developed by the Insurance Institute of America.
Attachment Point	The dollar amount of a loss where the next layer of insurance begins to pay for the loss
Automobile Liability	Designed to afford bodily injury and property damage liability coverage associated with owned, non-owned and hired vehicles. May include medical payments, uninsured/underinsured motorists' liability coverages
Automobile Physical Damage	Usually a first party coverage; however, some entities have "Bailment" or "care, custody and control" liability exposures such as garages, maintenance facilities that service vehicles of others, and parking lots
Best's Rating	A rating system that indicates the operating and financial condition of insurance companies. Information is developed and published annually by the A. M. Best company. Generally one looks for a company with a rating of A VII or better
Binder	A legal agreement issued by either an agent or an insurer to provide temporary evidence of insurance until a policy can be issued. Binders should contain definite time limits, should be in writing, and should clearly designate the insurer with which the risk is bound.
BOD/BD (Board of Directors)	body of elected or appointed members who jointly oversee the activities of a company or organization
BI (Business Interruption)	A form of insurance coverage that replaces business income lost as a result of an event that interrupts the operations of the business, such as fire or a natural disaster.
CAJPA (California Association of Joint Powers Authorities)	Performs regulatory and legislative lobbying as well as accreditation of Joint Powers Authorities to promote the financial stability of JPAs
CIPRA (California Institute for Public Risk Analysis)	Organized to develop, analyze and disseminate information on risk management in California's public sector, especially self-insured entities and Joint Powers Authorities
CJPRMA (California Joint Powers Risk Management Authority)	CJPRMA provides the excess coverage to SCORE's Liability Program
California State Association of Governments (CSAC)	CSAC is a lobbying, advocacy and service organization representing the state's 58 counties at the state and federal level. Areas of focus include the state budget, health-care reform, corrections reform, transportation funding, water and climate change
California State Association of Governments - Excess Insurance Authority (CSAC-EIA)	CSAC-EIA is a member directed insurance risk sharing pool. The EIA has developed effective risk management solutions to help California public entities proactively control losses and prepare for different exposures
CalTIP (California Transit Insurance Pool)	In 1986 the California Transit Association formed an insurance committee and authorized the preparation of a study of alternative methods of providing liability insurance coverage and began providing liability coverage in 1987

GLOSSARY OF TERMS

Catastrophic Loss Reserve	A separate JPIA reserve account designated to pay losses without additional premium assessments to members
CIC (Certified Insurance Counselor)	an insurance agent professional certification designation
Certificate Of Insurance	A certificate of insurance is a document issued by an insurance company/broker that is used to verify the existence of insurance coverage under specific conditions granted to listed individuals.
Certified Industrial Hygienist (CIH)	CIH is a professional whose job it is to protect the health of workers and the general public. A CIH is educated, trained and certified to recognize health hazards, test the environment for those hazards and determine when they pose a risk to those who might be exposed to them
Chartered Property Casualty Underwriter (CPCU)	CPCU is a professional designation in property-casualty insurance and risk management
Claim	A demand of a right. In general a demand for compensatory damages, resulting from the actions of another
Claims Made	A provision of an insurance policy that requires it to pay only for claims presented during the policy period with no regard for when the action causing the claim took place. Typically, a claims-made form also includes a retroactive date setting the earliest date for which a covered occurrence can happen. (Also see "Occurrence")
Compromise and Release (C&R)	A type of settlement in which you receive a lump sum payment and become responsible for paying for your future medical care. A settlement like this must be approved by a workers' compensation judge.
Conditional	an insurance policy includes a number of conditions that both the insured and the insurer must comply with. (i.e. a covered loss occurs, the insured must notify the insurer about the loss and the insurer must use the valuation methods specified in the policy to settle the loss- thus the contract is conditional)
Conditions	describe the responsibilities and the obligations of both the insured and the insurance company
Confidence Level (CL)	an estimated probability that a given level of funding will be sufficient to pay actual claim costs. The higher a CL the greater the certainty the actuary has that losses will not exceed the dollar value used to attain the CL
Contract	a legal agreement between two competent parties that promises a certain performance in exchange for a certain consideration
Contract of Utmost Good Faith	as the insurance company relies on the truthfulness and integrity of the applicant when an issuing a policy. In return, the insured relies on the company's promise and ability to provide coverage and pay claims
Certified Safety Professional (CSP)	CSP's are qualified persons that are competent and trained to detect and appraise hazardous materials, procedures and activities of workers, materials and work environments. They are highly educated, trained and experienced in the field of safety.
California State Association of Counties Excess Insurance Authority (CSAC-EIA)	SCORE participates in a group purchase of pollution liability coverage with CSAC-EIA
Cumis Counsel	Cumis refers to a lawsuit against the Cumis Insurance Society in which they were found to have controlled the defense attorney to the detriment of their insured. The court determined that the Society should have assigned separate counsel to represent the exclusive interests of the insured. The need for <i>cumis</i>

GLOSSARY OF TERMS

	<i>counsel</i> arises in situations where there are significant coverage issues and defense counsel is conflicted between his duty to his client and the obligations to the insurance carrier.
DE9	Quarterly Contribution Return and Report of Wages
Declarations	contain information such as the name of the insured, the address, the amount of coverage provided, a description of property, and the cost of the policy
Deductible	It is that portion of each claim that is paid by the member at the time of loss. It is in addition to any premium already paid
Defense	A defendant's denial to a complaint or cause of action
Definitions	clarify the meaning of certain terms used in the policy
Deposit Premium	Premium required at the beginning of a policy period based on estimated costs
Difference In Conditions (DIC)	A specialized property insurance policy written to provide coverage for perils not covered in a standard property policy or in the JPIA's Memorandum of Property Coverage. In particular, it is most often used to provide coverage for earthquake and/or flood losses
Directors and Officers (D&O)	Liability insurance payable to the directors and officers of a company, or to the organization(s) itself, as indemnification (reimbursement) for losses or advancement of defense costs in the event an insured suffers such a loss as a result of a legal action brought for alleged wrongful acts in their capacity as directors and officers.
Directors, Officers and Trustees Liability	Intended to protect nonprofit board members, officers, and directors for faulty decisions, which imperil the entity. Usually written to include entity reimbursement for legal actions and personal liability of specific wrongdoers
Date of Loss (DOL)	Regarding property claims this is usually the date of occurrence of physical damage to property. In WC claims this is usually the date a physical injury occurred to an employee.
Doctrine of reasonable expectations	a policy includes coverages that an average person would reasonably expect it to include regardless of what the policy actually provides
Earthquake (EQ)	a sudden and violent shaking of the ground, sometimes causing great destruction, as a result of movements within the earth's crust or volcanic action
Employers' Liability	Included as part of a worker's compensation insurance policy. Covers liability for losses arising out of injuries to employees that are not covered by statutory workers' compensation benefits
Employment Practices Liability (EPL)	Written to protect an entity from liabilities arising from allegations of discrimination, failure to promote or hire, harassment, ADA responsibilities, wrongful termination, etc
Endorsement	any change to the original policy (attached to the policy itself)
Environmental Impairment Liability	Also referred to as "Pollution" and "Pollution Legal" Liability; can be written to protect an entity from actions resulting from contamination of air, water, property. First party (damage to owned property) and third party (liability for damage to others) protections are often provided on the same policy
Employment Risk Management Authority (ERMA)	ERMA provides employment practices Liability coverage to SCORE members desiring such coverage

GLOSSARY OF TERMS

Errors and Omissions Insurance (E&O)	Professional liability insurance that protects companies and individuals against claims made by clients for inadequate work or negligent actions, usually includes both court costs and any settlements up to the amount specified on the insurance contract.
Errors and Omissions Liability	Excludes bodily injury and property damage; intended to afford protection for the “misfeasance, malfeasance or non-feasance” of public officials, employees and volunteers. May also include incidental medical personnel (paramedics), police and fire personnel, architects and plan checkers, engineers, and on-staff attorneys
Excess Insurance	Insurance that is purchased to provide higher limits than the primary policy or coverage provides
Excess Loss	The portion of a loss that is allocated to, or paid by, excess coverage
Exclusions	describe the losses for which the insured is not covered
Executive Committee (EC)	committee within that organization which has the authority to make decisions and ensures that these decisions are carried out
Expected liabilities	Outstanding reserves plus Incurred But Not Reported (IBNR) and Loss Adjustment Expense, discounted at the “Expected” Confidence Level (CL)
Exposure	a condition or situation that presents a possibility of loss (i.e. home built on flood plain is exposed to the possibility of flood damage)
Financial Accounting Standards Board (FASB)	FASB standards, known as generally accepted accounting principles (GAAP), govern the preparation of corporate financial reports and are recognized as authoritative by the Securities and Exchange Commission
Fidelity Bonds	Written as financial guarantees of employees’ honesty. Personnel with money-handling responsibilities are considered exposures to loss
Fiduciary Liability	Covers board members, executives and other decision-making personnel with responsibilities for pension funds, retirement plans and employee benefit monies for negligent decisions that result in losses to such funds
Generally Accepted Accounting Principles (GAAP)	GAAP refers to the standard framework of guidelines for financial accounting used in any given jurisdiction; generally known as accounting standards or standard accounting practice
Governmental Accounting Standards Board (GASB)	GASB) is the source of generally accepted accounting principles (GAAP) used by State and Local governments in the United States. As with most of the entities involved in creating GAAP in the United States, it is a private, non-governmental organization
General Liability	Written to protect the member's assets against liability for property damage of or bodily injury to third parties (see definition of parties)
Hazard	anything that increases the chance of loss (also see Physical Hazard, Morale Hazard and Moral Hazard)
Health Insurance Portability and Accountability Act (HIPAA)	A federal law enacted in 1996 that protects continuity of health coverage when a person changes or loses a job, that limits health-plan exclusions for preexisting medical conditions, that requires that patient medical information be kept private and secure
Incurred But Not Reported (IBNR)	It is that part of the total claims that is unknown at any point in time. At any time, SCORE has claims that have not been reported or recognized by SCORE or has claims recognized by SCORE but without knowledge of the cost when such claim is finally closed. SCORE uses an actuary to project the costs of these unknown liabilities to SCORE <ul style="list-style-type: none"> - the estimate of funds needed to pay for covered losses that have occurred but have not been reported to the member and/or SCORE and expected future development on claims already reported

GLOSSARY OF TERMS

Incurred Loss	This is the ultimate expected total value of any claim. It includes the amount already paid, plus the estimated amount yet to be paid (reserves)
Injury Illness Prevention Program (IIPP)	Proactive process of assessing workplace hazards prior to an injury being reported
Insurable Interest	before you can benefit from insurance; you must have a chance of financial loss or a financial interest in the property
Insurance	a contract or device for transferring risk from a person, business, or organization to an insurance company that agrees, in exchange for a premium, to pay for losses through an accumulation of premiums
Insurance Requirements in Contracts (IRIC)	In insurance, the insurance policy is a contract (generally a standard form contract) between the insurer and the insured, known as the policyholder, which determines the claims which the insurer is legally required to pay.
Insurance Services Office, Inc. (ISO)	An insurance industry association that collects statistical data for rate making and develops standard insurance policy forms. ISO is the organization that drafted the standard commercial general liability (CGL) commonly used by insurers
Insuring agreements	state in general what is to be covered, also includes a description of what type of property is covered and the perils against which it is insured (i.e. the losses for which the insured will be indemnified)
Inverse Condemnation	Both the United States Constitution and the California Constitution require that a private citizen be compensated if property is "taken" by a public entity. When the property is taken proactively it is called eminent domain. When the property is taken "accidentally," without due course, it is called inverse condemnation. Negligence need not be proven. The claimant's legal expenses are payable in addition to actual damages
Limit	The most that will be paid in a loss
Local Agency Workers' Compensation Excess Joint Powers Authority (LAWCX)	LAWCX provides excess coverage to SCORE's workers' compensation pool
Long Range Planning (LRP)	Exercise aimed at formulating a long-term plan, to meet future needs estimated usually by extrapolation of present or known needs. It begins with the current status and charts out a path to the projected status, and generally includes short-term (operational or tactical plans) for achieving interim goals.
Loss Adjustment Expense (LAE)	administrative expense to manage a claim to conclusion- Allocated LAE (ALEA) are expenses attributable to a specific claim such as attorney fees- Unallocated LAE (ULAE) are overhead expenses not attributable to a specific claim such as salaries or office rental
Loss Payee	The party to whom the claim from a loss is to be paid. Loss payee can mean several different things; in the insurance industry, the insured or the party entitled to payment is the loss payee. The insured can expect reimbursement from the insurance carrier in the event of a loss.
Loss Ratio	The amount of loss divided by the amount of premium, contributions, payroll or property values
Master Plan Documents	A document issued by a JPA defining the structure, rights and obligations of the participants and procedures of an insurance or self- funded program
Maximum Medical Improvement (MMI)	When an injured employee's condition is well stabilized and unlikely to change substantially in the next year, with or without medical treatment. Once

GLOSSARY OF TERMS

	an employee reaches MMI, a doctor can assess how much, if any, permanent disability resulted from the work injury. See also P&S
Memorandum of Coverage (MOC)	A document issued by a JPA defining the coverage provided to the members
Moral Hazard	a person might create a loss situation on purpose just to collect from the insurance company (i.e. a pre-arranged faked theft of an older vehicle so the owner could collect insurance money and buy something new)
Morale Hazard	an individual, through carelessness or by irresponsible actions, can increase the possibility for a loss (i.e. a person who drives a car carelessly because he knows a loss will be insured if an accident occurs)
Mutual interest company	the insureds are also owners of the company and so they can vote to elect the management of the company (profits are returned to the insureds in the form of dividends or reductions in future premiums)
Named Insured	Any person, firm, or corporation, or any of its members specifically designated by name as insured(s) in the policy as distinguished from others who, although unnamed, are protected by the policy definition. A named insured under the policy has rights and responsibilities not attributed to additional insureds, such as premium payment, premium return, notice of cancellation, and dividend participation
Net Assets	(Equity, surplus or Net Position) Total assets less Expected liabilities- the amount of funds remaining after subtracting liabilities at the actuarially determined "Expected" Confidence Level (approx. 50% CL)
Net Contribution	a total contribution for losses less excess insurance costs
Non Vacant land	refers to land that is occupied and used, and/or has structures on it (i.e. shack, building, park with benches)
Obligee	Is an individual, partnership, corporation, or a government entity which requires the guarantee that an action or service will be performed. If not properly performed, the surety pays the obligee for any damages or fulfills the obligation
Occurrence	A) In order for SCORE to pay a liability claim, it must arise out of an occurrence. This is an accident, event, act or omission to act which results in "damages," "bodily injury," or "property damage" neither expected nor intended from the covered parties' conduct. B) A provision of an insurance policy that requires it to pay for a claim caused during the policy period regardless of when it is presented.
Passive Negligence	The party that was negligent did not take part in the action that caused the damage, but was responsible for somehow allowing it to take place. For example, a city allowed a contractor to dig a hole on city property and someone fell in
Peril	Cause of a loss
Permanent and Stationary (P&S)	When an employee's medical condition has reached maximum medical improvement. Once an employee is declared P&S, a doctor can assess how much, if any, permanent disability resulted from the work injury. If the disability is rated under the 2005 schedule you will see the term maximal medical improvement (MMI) used in place of P&S. See also MMI
Permanent Disability (PD)	Any lasting disability that results in a reduced earning capacity after maximum medical improvement is reached

GLOSSARY OF TERMS

Personal Protective Equipment (PPE)	PPE refers to protective clothing, helmets, goggles, or other garments or equipment designed to protect the wearer's body from injury
Physical Hazard	a hazard that arises from the condition, occupancy, or use of the property itself (i.e. skateboard left on the porch steps)
Plaintiff	The party who complains or sues in a personal action. A claimant becomes a plaintiff by filing suit
Pooled Loss	The portion of a loss that is allocated to, or paid by, the self-insured pool. SCORE's Liability Program pools, or self-insures, the first \$500,000 of each occurrence. Loss costs exceeding this amount are paid by excess insurance
Principal	Is an individual, partnership, or corporation who offers an action or service and is required to post a bond. Once bonded, the surety guarantees that he will perform as promised
Principle of Indemnity	when a loss occurs an individual should be restored to the approximate financial condition he was in before the loss no more and no less
Property Insurance	This covers the member for damage to its own property, sometimes called first-party coverage
Public Agency Risk Managers Association (PARMA)	A statewide association for risk managers in the public sector. Educational and lobbying activities
Public Entity Property Insurance Program (PEPIP)	A group purchase program from which many SCORE members purchase their insurance
Public Risk Management Association (PRIMA)	A national association for risk managers in the public sector. Formed for educational, information gathering and political lobbying purposes
Pure Risk	involves only the possibility of loss
QME (Qualified Medical Examiner)	A medical provider who has been certified by the Division of Workers' Compensation by passing an administrative exam.
Reciprocal company	(to give/take), a member of a reciprocal agrees to share the insurance responsibilities with all other members of the unincorporated group (all members insure each other and share the losses with each other) NOTE: managed by an attorney-in-fact who is empowered to handle all of the business of the reciprocal
Replacement Cost (RC)	The cost to replace damaged property with like kind and quality, with no deduction for depreciation, but still subject to a "limit"
Reserve	In order to budget for its expected costs and to know when a claim must be reported to the excess coverage, SCORE estimates the ultimate expected total value of each claim and "reserves" part of the not paid. As moneys are paid out for a claim, the reserve amount is decreased
Retrospective Premium Adjustment	At the beginning of each policy period, SCORE collects a deposit premium representing the estimated costs for that year. Each year a calculation of expenses associated with the policy period are subtracted from the deposit premium. At some point the excess funds will be returned, or shortage of funds will be charged. This process is repeated annually for each coverage year until all claims for that year are closed out and there is no IBNR allocated to that policy year.
Risk	the chance or uncertainty of loss (also see Speculative Risks and Pure Risks)

GLOSSARY OF TERMS

Risk and Insurance Management Society (RIMS)	National professional organization to promote principles of risk management and assist risk managers in their daily activities
Risk Control	Those risk management techniques designed to minimize the frequency and/or severity of claims. Risk control techniques include exposure avoidance, loss prevention, loss reduction, segregation of loss exposures, and contractual transfer to shift losses to others
Risk Financing	Techniques for generating funds to pay for losses that risk control methods do not entirely eliminate. There are two types of risk financing techniques -- retention and transfer. Retention involves paying for losses using an organization's own assets; transfer involves covering losses by an unrelated entity for a consideration (such as a payment of a premium)
Risk Management	One of the specialties within the general field of management, the process of managing an organization's activities to minimize the adverse effects of accidental losses on a cost-effective basis. Risk management has two components -- risk control and risk financing.
Self-Insured	Coverage of losses from the insured's own funds, rather than an insurance policy. Generally refers to a planned program for financing or otherwise recognizing losses
Self-Insured Retention (SIR)	the maximum amount of exposure to a single loss retained by SCORE
Severability of Interests Clause	An insurance policy provision clarifying that the word "insured," as it appears within various parts of a policy, applies severally and not collectively. When there is more than one insured, the effect is as though a separate policy is issued to each insured. Thus, a policy containing such a clause will cover a cross liability claim – a claim made by one insured against another insured. The one exception to the separate application to each insured of a policy containing a severability of interest clause is that the limits are not cumulative; that is, one set of limits applies to all insureds collectively
Special Events	Designed to cover your sponsorship of events, such as fireworks shows, festivals, community/entity celebrations; often written to protect other policies' loss integrity. Another type of special event coverage, known as a "tenants and permittees" policy, can be issued for third parties who rent or use your owned facilities.
Speculative Risk	risks in which there exists both the possibility of gain and the possibility of loss (i.e. poker game)
Spread of Risk	the greater the spread of risk the less likely that there will be a catastrophic loss for the insurance company (i.e. NOT insuring every person in a single town that could be hit by a fire which destroys the town= catastrophic loss for the insurance company vs. insuring several people in MANY towns to spread out the risk of a catastrophic loss)
Stock company	sells stock to stockholders to raise the money necessary to operate the business (profits attributed to the operation of the company are returned as dividends to the stockholders, not the insureds)
Subrogation	The insurer's right to proceed against a third person if that third person was responsible for a claim paid by the insurer. Employee dishonesty can be subrogated by the insurance company against a dishonest employee
Surety	Is usually a corporation which determines if an applicant (principal) is qualified to be bonded for the performance of some act or service. If so, the

GLOSSARY OF TERMS

	surety issues the bond. If the bonded individual does not perform as promised, the surety performs the obligation or pays for any damages
Temporary Disability Benefits (TD)	Payments an employee receives if they lose wages because of a work related injury which prevents them from doing their usual job while recovering
Third Party Administrator (TPA)	TPA is a person or organization that processes claims and performs other administrative services in accordance with a service contract, usually in the field of employee benefits
Total Insured Values (TIV)	The values shown on a member city's schedule or appraisal for property coverage. Only those items shown on the schedule are covered for loss
Terrorism Risk Insurance Act (TRIA)	TRIA is a United States federal law signed into law by President George W. Bush on November 26, 2002. The Act created a federal "backstop" for insurance claims related to acts of terrorism.
Vacant land	refers to land that is unoccupied and unused, and/or has no structures on it
Vehicle Identification Number (VIN)	unique code including a serial number, used by the automotive industry to identify individual motor vehicles, towed vehicles, motorcycles, scooters and mopeds as defined in ISO 3833